

Color-transparency dual-control devices based on patterned electrode-induced
limited assembly of photonic liquid

Xuejuan Liu^a, Zhe Wang^b, Yang Liu^c, Lili Yang^{a,*}, Dengteng Ge^c

^a State Key Laboratory for Modification of Chemical Fibers and Polymer Materials,
College of Materials Science and Engineering, Donghua University, Shanghai 201620,
China

^b Beijing Spacecrafts, China Academy of Space Technology, Beijing 100094, China

^c Institute of Functional Materials, Donghua University, Shanghai 201620, China

*Corresponding author. *E-mail address:* liliyang@dhu.edu.cn.

This PDF includes:

Fig. S1 to Fig. S8

Legends for Video S1




Fig. S1 Optical image of patterned electrode.




Fig. S2 Optical images CD and PED under different voltages with concentration of 20%. (i) PED and (ii) CD. Scale bar: 1 mm.

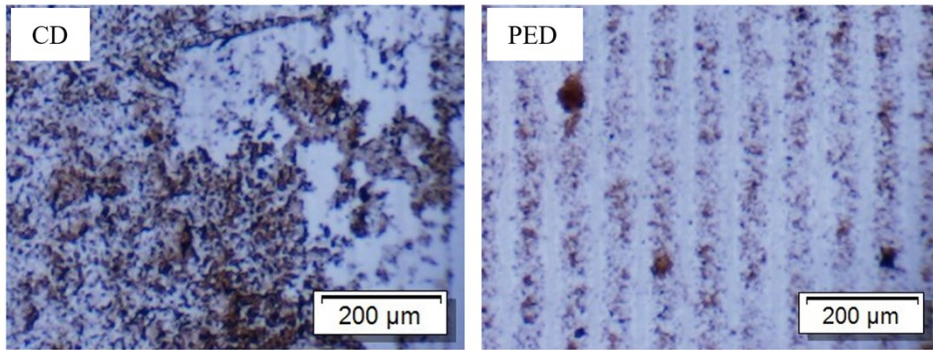


Fig. S3 Optical images of NPs on CD and PED via the removal of solvent under high voltage (6V)




Fig. S4 Picture of PED with 20 wt% of NPs. Scale bar: 5 mm.

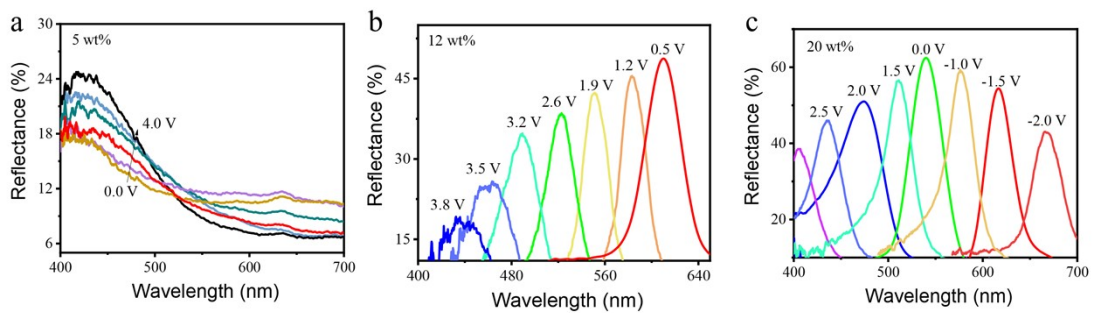


Fig. S5 Reflectance spectra of PED with different concentrations of particle. (a) 5 wt%; (b) 12 wt%, (c) 20 wt%.




Fig. S6 Optical image of three kinds of patterned electrode. Scale bar: 50 μm




Fig. S7 Low-resolution and high-resolution optical images of 3# electrode under voltage of 4V

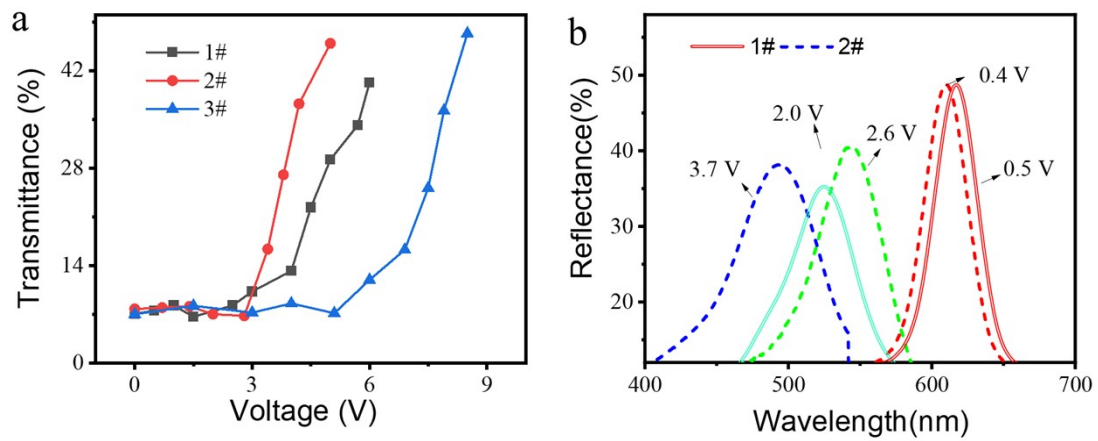


Fig. S8 (a) Transmittance spectra of three devices under different voltages. (b) Reflectance spectra of devices based on 1# and 2# electrodes.

Legends for the supplementary videos

Video S1 Color-transparency dual-control of our electroresponsive device