

## Electronic supporting information

### Insight into the Oxygen-containing Groups on Proton Conductivity of Graphdiyne Oxides

Weiqi Li<sup>a,c</sup>, Jin Zhang<sup>a,c</sup>, Cong Xu<sup>a,c</sup>, Wenjie Ma<sup>a,c</sup>, Ping Yu<sup>\*a,c</sup> and Lanqun Mao<sup>\*a,b</sup>

<sup>a</sup> Beijing National Laboratory for Molecular Sciences, Key Laboratory of Analytical Chemistry for Living Biosystems, Institute of Chemistry, Chinese Academy of Sciences, Haidian District, Beijing 100190

<sup>b</sup> College of Chemistry, Beijing Normal University, Beijing 100875

<sup>c</sup> School of Chemical Sciences, University of Chinese Academy of Science, Beijing 100190

E-mail: P. Yu: [yuping@iccas.ac.cn](mailto:yuping@iccas.ac.cn); L. Mao: [lqmao@bnu.edu.cn](mailto:lqmao@bnu.edu.cn)

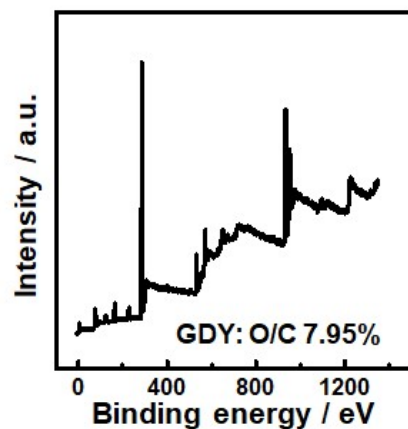


Figure S1. XPS spectrum of GDY.




Figure S2. SEM image of GDYO modified on Au interdigital electrodes.

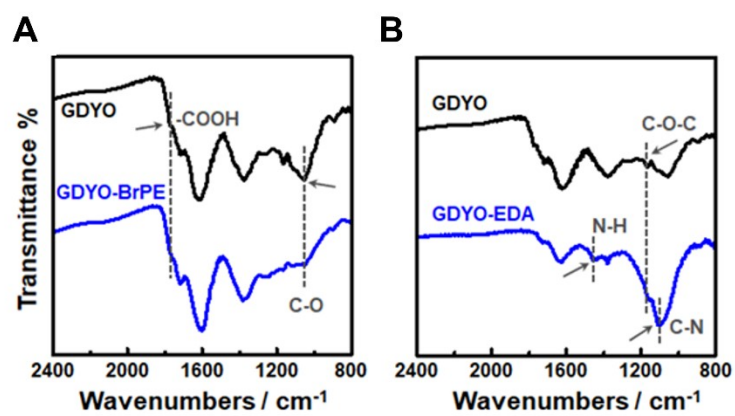


Figure S3. The FT-IR spectra of GDYO-BrPE (A) and GDYO-EDA (B).