

Supporting Information

2,3-Difunctionalization of Quinones: A Gold-Catalyzed Cascade Approach for Trifluoromethyl-Amination or Sulfoximation

Alpa Sharma,^{a,c} Vijaya Govande,^a Shivangani Mahajan^{a,c} and Sanghapal D. Sawant^{*abc}

^a Natural Products and Medicinal Chemistry Division, CSIR-Indian Institute of Integrative Medicine, Canal Road, Jammu-180001 (UT of J&K), India

^b Organic Chemistry Division, CSIR-National Chemical Laboratory, Dr. Homi Bhabha Road, Pune-411008

^c Academy of Scientific and Innovative Research, Ghaziabad-201002 (Uttar Pradesh), India

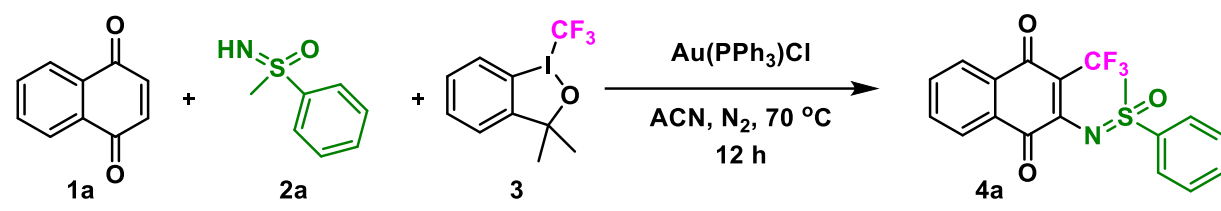
Content

1. General experimental section	S3
2. General experimental procedures	S3 - S4
3. Optimization Studies	S4 – S6
4. Figure for Mutual Activation of Togni 1 and Sulfoximine	S7
5. Figure: Job's Plot	S7
6. Figure of XPS spectra	S7
7. Physical and Spectroscopic Characterization	S8 – S22
Data of Compounds	
8. ^1H and ^{13}C $\{^1\text{H}\}$ NMR and HRMS Spectra	S23 – S145
9. XPS Spectra (complete data)	S146-S149
10. X-ray spectral data	S150

General experimental section:

All reactions were performed in oven-dried glass apparatus. Solvents were distilled in the standard way, and commercial reagents were used without any purification. Analytical TLC was performed on 60 F254 plates and visualized by exposure to ultraviolet light (UV-254 nm). Column chromatography was carried out with silica gel (100-200 and 200-400 mesh) and basic alumina. NMR spectra for characterization of compounds were recorded on Bruker Advance DPX FT-NMR 400 MHz instrument (^1H , 2D, ^1H - ^1H -COSY and ^1H - ^{13}C HMBC, HMQC, and NOESY) at 400 MHz and (^{13}C) at 100 MHz respectively. ^{19}F NMR were recorded at 376 MHz. Chemical shifts (δ) are reported in ppm, using the residual solvent peak in CDCl_3 ($\delta\text{H} = 7.26$ and $\delta\text{C} = 77.16$ ppm) as internal reference and coupling constants (J) are given in hertz (Hz). The following abbreviations were used to explain the multiplicities: s = singlet, d = doublet, t = triplet, q = quartet, m = multiplet. High-Resolution Mass Spectra (HRMS) were recorded using Waters XEVO-G2-XS-Q-TOF mass spectrometer.

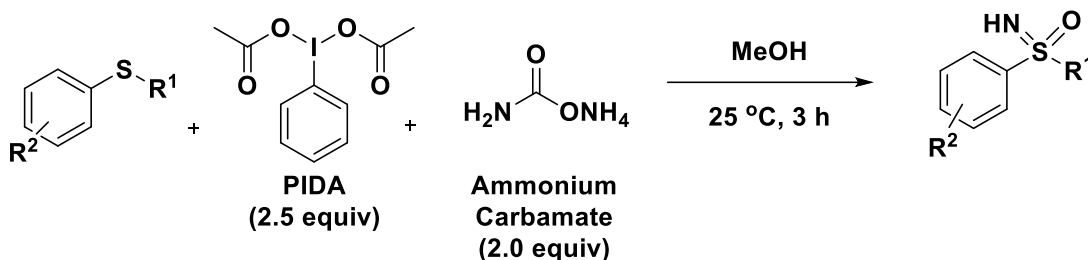
General Procedure for the synthesis of trifluoromethyl aminated derivatives



To an oven dried Schlenk tube equipped with a magnetic stir bar, was added quinone **1** (0.32 mmol, 1.0 equiv), amine/sulfoximine **2a** (0.32 mmol, 1.0 equiv), Togni reagent **3** (0.63 mmol, 2.0 equiv), $\text{Au}(\text{PPh}_3)\text{Cl}$ (10 mol%) and sealed with a septum, and degassed by alternating vacuum evacuation and nitrogen backfill (three times) before acetonitrile (5 mL) was added. The reaction was then stirred at 70°C for 12 h. After the reaction was complete, the solvent was removed under reduced

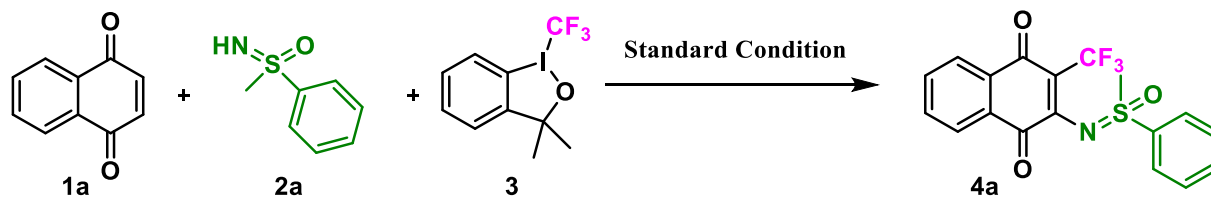
pressure with rotary evaporator. The crude residue was purified by silica gel column chromatography to afford pure product.

General Procedure for the synthesis of sulfoximines



The sulfide (1 equiv), phenyliodine(III)diacetate (PIDA) (2.5 equiv) and ammonium carbamate (2.0 equiv) were added to a flask containing a stirrer bar. MeOH was added to it and the reaction was allowed to stir at 25 °C for 3 h. After the indicated reaction time, the solvent was removed under reduced pressure and purified by column chromatography which afforded the sulfoximine product.

Optimization of the Reaction Conditions

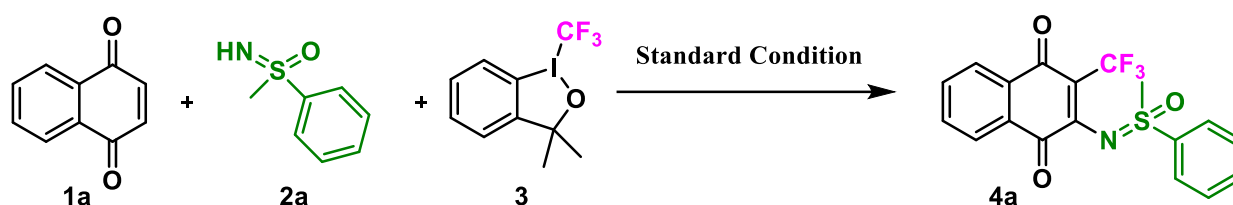


a) Table S1. Examination of Metal Catalysts other than Gold

S No.	Metal Catalyst	Solvent	Isolated Yield (%) of 4a
1	-	ACN	NR
2	CuI	ACN	7
3	CuBr	ACN	13
4	Cu(MeCN) ₄ PF ₆	ACN	48

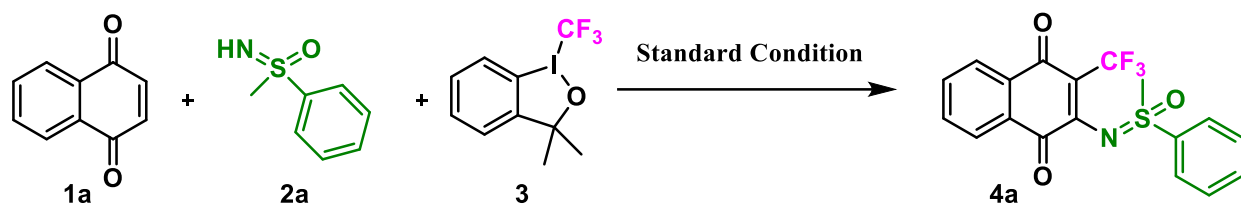
5	Cu(MeCN) ₄ BF ₄	ACN	42
6	Cu(OAc) ₂ · H ₂ O	ACN	NR
7	FeCl ₃	ACN	NR
8	Pd(OAc) ₂	ACN	37
9	Au(PPh₃)Cl	ACN	72
10	Cu(OTf) ₂	ACN	39

b) Table S2. Examination of Different Solvents



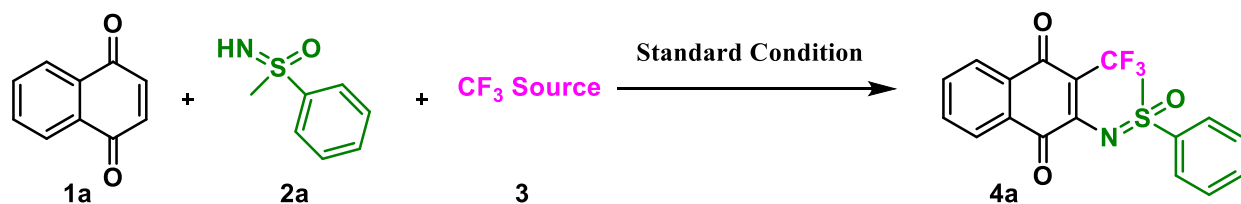
S No.	Metal Catalyst	Solvent	Isolated Yield (%) of 4a
1	Au(PPh ₃)Cl	THF	36
2	Au(PPh ₃)Cl	DMSO	NR
3	Au(PPh ₃)Cl	DMF	NR
4	Au(PPh ₃)Cl	MeOH	trace
5	Au(PPh ₃)Cl	t-BuOH	trace
6	Au(PPh ₃)Cl	EtOH	trace
7	Au(PPh ₃)Cl	Chlorobenzene	NR
8	Au(PPh ₃)Cl	CDCl ₃	53
9	Au(PPh ₃)Cl	Toluene	NR
10	Au(PPh₃)Cl	ACN	72
11	Au(PPh ₃)Cl	DCM	47
12	Au(PPh ₃)Cl	DCE	24

c) Table S3: Examination of different reaction temperatures



S No.	Temperature (° C)	Isolated Yield (%) of 4a
1	RT	NR
2	40	NR
3	70	72
4	85	57

d) Table S4: Examination of various trifluoromethylating agents



S No.	CF ₃ Reagents	Isolated Yield (%) of 4a
1	Togni I reagent (1-Trifluoromethyl-3,3-dimethyl-1,2-benziodoxole)	72
2	Togni II reagent (1-Trifluoromethyl-1,2-benziodoxol-3-(1H)-on)	15
3	Umemoto reagent (5-(Trifluoromethyl)dibenzothiophenium tetrafluoroborate)	24

Togni 1 and Sulfoximine Mutual Activation

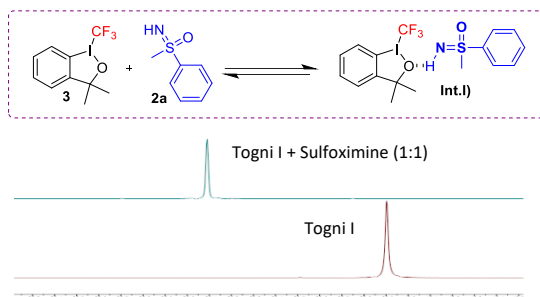


Figure S1: Chemical Shift in ^{19}F NMR of Togni I (alone) and Togni I with Sulfoximine

Job's Plot

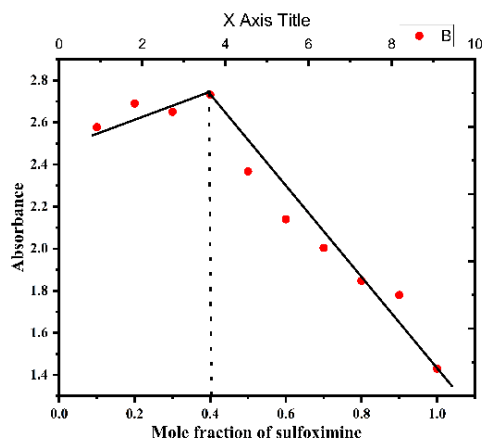


Figure S2: Job's Plot to determine the binding stoichiometry between Togni I and sulfoximine

XPS Spectra

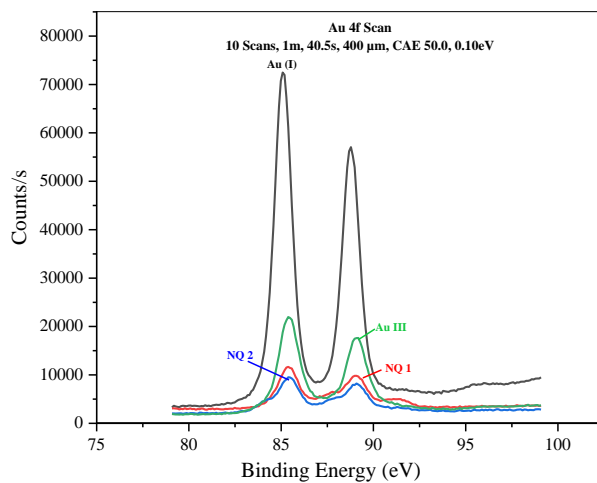
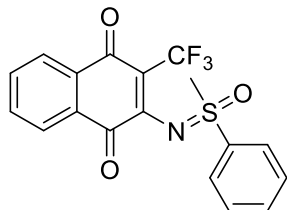


Figure S3: XPS spectra of Au(I), Au (III), NQ-1 (reaction aliquot after 3h) and NQ-2 (reaction aliquot after 6h)

Physical and Spectroscopic Characterization Data of Compounds:

2-((methyl(oxo)(phenyl)- λ^6 -sulfaneylidene)amino)-3-(trifluoromethyl)naphthalene-1,4-dione (**4a**)



The compound **4a** was purified by column chromatography on silica gel (Eluent: EtOAc/Hexane = 2/8), 86.35 mg, 72% yield; yellow solid.

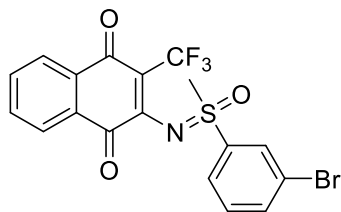
^1H NMR (400 MHz, CDCl_3): δ 8.13 – 8.09 (m, 1H), 8.03 – 7.98 (m, 2H), 7.95 – 7.92 (m, 1H), 7.74 (m, 1H), 7.67 – 7.59 (m, 4H), 3.41 (s, 3H).

^{19}F NMR (377 MHz, CDCl_3): δ -57.30 (s, 3F).

^{13}C { ^1H } NMR (151 MHz, CDCl_3): δ 180.8, 180.3, 150.4, 141.3, 141.2, 135.1, 133.4, 132.9, 132.6, 129.7, 129.6, 127.5, 127.0, 126.9, 126.6, 126.3, 126.3, 126.2, 123.9 (q, $J = 276.3$ Hz), 116.8 (q, $J = 27.2$ Hz), 49.5.

HRMS (ESI) m/z : $[\text{M}+\text{H}]^+$ Calcd. For $\text{C}_{18}\text{H}_{13}\text{F}_3\text{NO}_3\text{S}$: 380.0568; found: 380.0566.

2-(((3-bromophenyl)(methyl)(oxo)- λ^6 -sulfaneylidene)amino)-3-(trifluoromethyl)naphthalene-1,4-dione (**4b**)



The compound **4b** was purified by column chromatography on silica gel (Eluent: EtOAc/Hexane = 1/9), 101.45 mg, 70% yield; yellow solid.

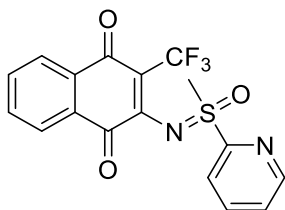
^1H NMR (400 MHz, CDCl_3): δ 8.16 (t, $J = 1.8$ Hz, 1H), 8.12 (d, $J = 7.7$ Hz, 1H), 7.95 (d, $J = 7.7$ Hz, 1H), 7.92-7.89 (m, 1H), 7.79 – 7.73 (m, 2H), 7.64 (td, $J = 7.6, 1.0$ Hz, 1H), 7.48 (t, $J = 8.0$ Hz, 1H), 3.41 (s, 3H).

^{19}F NMR (377 MHz, CDCl_3): δ -57.31 (s, 3F).

^{13}C $\{^1\text{H}\}$ NMR (101 MHz, CDCl_3): δ 180.8, 180.3, 149.8, 143.2, 136.4, 135.3, 133.0, 132.6, 131.2, 129.5, 129.3, 127.03, 126.6, 124.8, 124.5 (q, $J = 282.8$ Hz), 123.7, 117.2 (q, $J = 26.4$ Hz), 49.4.

HRMS (ESI) m/z : $[\text{M}+\text{H}]^+$ Calcd. For $\text{C}_{18}\text{H}_{14}\text{NO}_3\text{F}_3\text{SBr}$: 459.9830; found: 459.9837.

2-((methyl(oxo)(pyridin-4-yl)- λ^6 -sulfaneylidene)amino)-3-(trifluoromethyl)naphthalene-1,4-dione (4c)



The compound **4c** was purified by column chromatography on silica gel (Eluent: EtOAc/Hexane = 2/8), 87.78 mg, 73% yield; yellow solid.

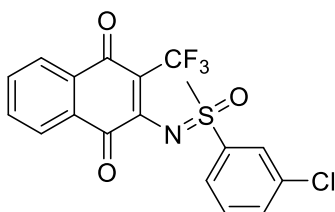
^1H NMR (400 MHz, CDCl_3): δ 8.71 – 8.67 (m, 1H), 8.38 (d, $J = 8.0$ Hz, 1H), 8.10 (dd, $J = 7.8$, 0.8 Hz, 1H), 8.06 (td, $J = 7.8$, 1.7 Hz, 1H), 7.94 (dd, $J = 7.7$, 0.9 Hz, 1H), 7.75 (td, $J = 7.6$, 1.3 Hz, 1H), 7.63 (td, $J = 7.6$, 1.2 Hz, 1H), 7.58 – 7.55 (m, 1H), 3.56 (s, 3H).

^{19}F NMR (377 MHz, CDCl_3): δ -57.01 (s, 3F).

^{13}C $\{^1\text{H}\}$ NMR (101 MHz, CDCl_3): δ 181.2, 180.5, 158.9, 150.0, 138.7, 135.3, 133.1, 132.8, 129.7, 127.2, 127.0, 126.7, 123.4 (d, $J = 280.7$ Hz), 122.2, 117.1 (q, $J = 26.5$ Hz), 45.1.

HRMS (ESI) m/z : $[\text{M}+\text{H}]^+$ Calcd. For $\text{C}_{17}\text{H}_{12}\text{N}_2\text{O}_3\text{F}_3\text{S}$: 381.0521; found: 381.0524.

2-(((3-chlorophenyl)(methyl)(oxo)- λ^6 -sulfaneylidene)amino)-3-(trifluoromethyl)naphthalene-1,4-dione (4d)



The compound **4d** was purified by column chromatography on silica gel (Eluent: EtOAc/Hexane = 1/9), 98.02 mg, 75% yield; yellow solid.

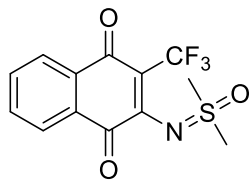
¹H NMR (400 MHz, CDCl₃): δ 8.12 (d, *J* = 7.8 Hz, 1H), 8.00 (t, *J* = 1.9 Hz, 1H), 7.95 (d, *J* = 7.6 Hz, 1H), 7.88-7.85 (m, 1H), 7.78-7.74 (m, 1H), 7.66 – 7.61 (m, 2H), 7.55 (t, *J* = 7.9 Hz, 1H), 3.41 (s, 3H).

¹⁹F NMR (377 MHz, CDCl₃): δ -57.31 (s, 3F).

¹³C {¹H} NMR (101 MHz, CDCl₃): δ 180.9, 180.4, 149.9, 143.2, 136.1, 135.4, 133.6, 133.2, 132.7, 131.2, 129.6, 127.1, 126.8, 126.6, 124.5, 123.32 (q, *J* = 276.4 Hz), 117.4 (q, *J* = 26.4 Hz), 49.51 (s).

HRMS (ESI) m/z: [M+H]⁺ Calcd. For C₁₈H₁₂NO₃F₃SCl: 414.0179; found: 414.0176.

2-((dimethyl(oxo)-λ⁶-sulfaneylidene)amino)-3-(trifluoromethyl)naphthalene-1,4-dione (4e)



The compound **4e** was purified by column chromatography on silica gel (Eluent: EtOAc/Hexane = 3/7), 118.95 mg, 77% yield; yellow solid.

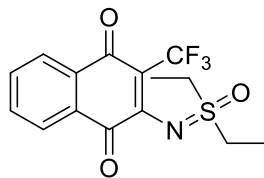
¹H NMR (400 MHz, CDCl₃): δ 8.12 (dd, *J* = 7.7, 0.9 Hz, 1H), 8.07 (dd, *J* = 7.7, 0.9 Hz, 1H), 7.78 (td, *J* = 7.6, 1.4 Hz, 1H), 7.69 (td, *J* = 7.6, 1.3 Hz, 1H), 3.46 (s, 6H).

¹⁹F NMR (377 MHz, CDCl₃): δ -57.15 (s, 3F).

¹³C {¹H} NMR (101 MHz, CDCl₃): δ 182.1, 180.5, 150.3, 135.4, 133.1, 132.8, 130.0, 127.0, 126.8, 123.8 (q, *J* = 272.7 Hz), 116.4 (q, *J* = 25.8 Hz), 46.8.

HRMS (ESI) m/z: [M+H]⁺ Calcd. For C₁₃H₁₁NO₃F₃S: 318.0142; found: 318.0142.

2-((diethyl(oxo)-λ⁶-sulfaneylidene)amino)-3-(trifluoromethyl)naphthalene-1,4-dione (4f)



The compound **4f** was purified by column chromatography on silica gel (Eluent: EtOAc/Hexane = 3/7), 81.88 mg, 75% yield; yellow solid.

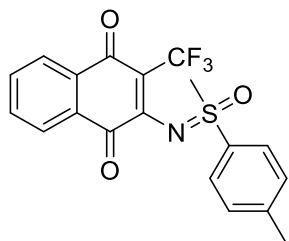
¹H NMR (400 MHz, CDCl₃): δ 8.14 – 8.10 (m, 1H), 8.05 (dd, *J* = 7.7, 0.8 Hz, 1H), 7.76 (td, *J* = 7.6, 1.2 Hz, 1H), 7.67 (td, *J* = 7.6, 1.2 Hz, 1H), 3.51 (q, *J* = 7.4 Hz, 4H), 1.48 (t, *J* = 7.4 Hz, 6H).

¹⁹F NMR (377 MHz, CDCl₃): δ -57.13 (s, 3F).

¹³C {¹H} NMR (101 MHz, CDCl₃): δ 182.1, 180.4, 151.7, 135.3, 133.0, 132.9, 130.1, 126.9, 126.7, 122.3 (q, *J* = 277.7 Hz), 116.1 (q, *J* = 26.0 Hz), 50.2, 7.6.

HRMS (ESI) m/z: [M+H]⁺ Calcd. For C₁₅H₁₅F₃NO₃S: 346.0725; found: 346.0723.

2-((methyl(oxo)(p-tolyl)-λ⁶-sulfaneylidene)amino)-3-(trifluoromethyl)naphthalene-1,4-dione (4g)



The compound **4g** was purified by column chromatography on silica gel (Eluent: EtOAc/Hexane = 2/8), 84.56 mg, 68% yield; yellow solid.

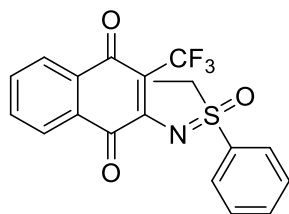
¹H NMR (400 MHz, CDCl₃): δ 8.11 (d, *J* = 7.7 Hz, 1H), 7.94 (d, *J* = 7.7 Hz, 1H), 7.87 (d, *J* = 8.2 Hz, 2H), 7.74 (t, *J* = 7.4 Hz, 1H), 7.61 (t, *J* = 7.5 Hz, 1H), 7.39 (d, *J* = 8.1 Hz, 2H), 3.39 (s, 3H), 2.45 (s, 3H).

¹⁹F NMR (377 MHz, CDCl₃): δ -57.30 (s, 3F).

¹³C {¹H} NMR (101 MHz, CDCl₃): δ 180.9, 180.5, 150.6, 144.5, 138.2, 135.2, 133.0, 132.8, 130.5, 129.8, 127.1, 126.7, 126.5, 122.8 (q, *J* = 141.4 Hz) 109.5 (q, *J* = 121.2 Hz), 49.7, 21.7.

HRMS (ESI) m/z: [M+H]⁺ Calcd. For C₁₉H₁₅F₃NO₃S: 394.0725; found: 394.0722.

2-((ethyl(oxo)(phenyl)-λ⁶-sulfaneylidene)amino)-3-(trifluoromethyl)naphthalene-1,4-dione (4h)



The compound **4h** was purified by column chromatography on silica gel (Eluent: EtOAc/Hexane = 2/8), 89.50 mg, 72% yield; yellow solid.

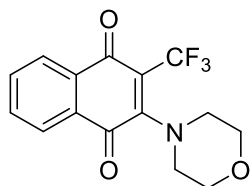
¹H NMR (400 MHz, CDCl₃): δ 8.10 (d, *J* = 7.8 Hz, 1H), 7.96 – 7.85 (m, 3H), 7.75 – 7.69 (m, 1H), 7.68 – 7.53 (m, 4H), 3.43 (dd, *J* = 7.3, 3.7 Hz, 2H), 1.36 (dd, *J* = 7.7, 7.0 Hz, 3H).

¹⁹F NMR (377 MHz, CDCl₃): δ -57.21 (s, 3F).

¹³C {¹H} NMR (101 MHz, CDCl₃): 180.7, 180.4, 151.0, 140.6, 139.2, 135.2, 133.4, 133.0, 132.8, 129.8, 127.0 (2C), 126.6, 123.8 (q, *J* = 277.8 Hz), 117.8 (q, *J* = 9.1 Hz), 55.8, 7.3.

HRMS (ESI) m/z: [M+H]⁺ Calcd. For C₁₉H₁₅F₃NO₃S: 394.0725; found: 394.0728.

2-morpholino-3-(trifluoromethyl)naphthalene-1,4-dione (4i)



The compound **4i** was purified by column chromatography on basic alumina (Eluent: EtOAc/Hexane = 1/9), 66.92 mg, 68% yield; orange coloured solid; m.p. = 175 - 177 °C.

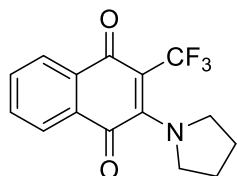
¹H NMR (400 MHz, CDCl₃): δ 8.10 (dd, *J* = 7.5, 0.9 Hz, 1H), 8.02 – 7.99 (m, 1H), 7.75 (dt, *J* = 7.6, 3.8 Hz, 1H), 7.70 (dt, *J* = 7.5, 1.4 Hz, 1H), 3.89 – 3.86 (m, 4H), 3.73 – 3.69 (m, 4H).

¹⁹F NMR (377 MHz, CDCl₃): δ -56.77 (s, 3F).

¹³C {¹H} NMR (101 MHz, CDCl₃): δ 183.4, 181.0, 151.9, 134.9, 133.4, 132.2, 131.7, 126.9, 126.3, 123.4 (q, *J* = 274.7 Hz), 111.4 (q, *J* = 28.5 Hz), 67.5, 54.2 (d, *J* = 2.3 Hz).

HRMS (ESI) m/z: [M+H]⁺ Calcd. For C₁₅H₁₃F₃NO₃: 312.8001; found: 311.8005.

2-(pyrrolidin-1-yl)-3-(trifluoromethyl)naphthalene-1,4-dione (4j)



The compound **4j** was purified by column chromatography on basic alumina (Eluent: EtOAc/Hexane = 1/9), 59.74 mg, 64% yield; orange coloured solid.

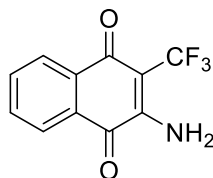
¹H NMR (400 MHz, CDCl₃): δ 8.10 (d, *J* = 7.7 Hz, 1H), 7.88 (dd, *J* = 7.6, 0.6 Hz, 1H), 7.72 (td, *J* = 7.6, 1.2 Hz, 1H), 7.61 (td, *J* = 7.6, 1.2 Hz, 1H), 3.82 (d, *J* = 0.9 Hz, 4H), 1.98 – 1.94 (m, 4H).

¹⁹F NMR (377 MHz, CDCl₃): δ -52.73 (s, 3F).

¹³C {¹H} NMR (101 MHz, CDCl₃): δ 184.4, 178.8, 155.2, 134.9, 133.0, 132.4, 131.2, 126.4, 125.7, 124.4 (q, *J* = 272.7 Hz), 102.6 (q, *J* = 18.5 Hz), 54.6, 25.3.

HRMS (ESI) m/z: [M+H]⁺ Calcd. For C₁₅H₁₃NO₂F₃: 296.0898; found: 296.0899.

2-amino-3-(trifluoromethyl)naphthalene-1,4-dione (**4k**)



The compound **4k** was purified by column chromatography on silica gel (Eluent: EtOAc/Hexane = 1/9), 59.54 mg, 78% yield; yellow solid.

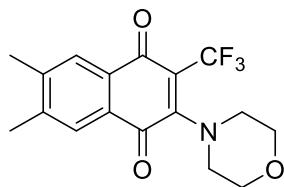
¹H NMR (400 MHz, CDCl₃): δ 8.17 (d, *J* = 7.8 Hz, 1H), 8.09 (d, *J* = 7.7 Hz, 1H), 7.83 – 7.78 (m, 1H), 7.72 – 7.66 (m, 1H), 6.52 (s, 1H), 6.07 (s, 1H).

¹⁹F NMR (377 MHz, CDCl₃): δ -55.97 (s, 3F).

¹³C {¹H} NMR (101 MHz, CDCl₃): δ 180.3, 179.0, 146.0, 136.0, 133.0 (d, *J* = 13.7 Hz), 129.5, 127.0, 126.8, 125.0 (q, *J* = 275.7 Hz), 102.6 (q, *J* = 27.5 Hz).

HRMS (ESI) m/z: [M+H]⁺ Calcd. For C₁₁H₇F₃NO₂: 242.0429; found: 242.0424.

6,7-dimethyl-2-(piperidin-1-yl)-3-(trifluoromethyl)naphthalene-1,4-dione (**4l**)



The compound **4l** was purified by column chromatography on basic alumina (Eluent: EtOAc/Hexane = 1/9), 58.32 mg, 64% yield; yellow solid.

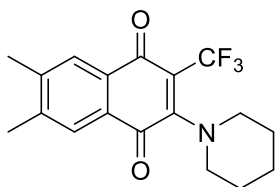
¹H NMR (400 MHz, CDCl₃): δ 7.84 (s, 1H), 7.74 (s, 1H), 3.89 – 3.86 (m, 4H), 3.71 – 3.67 (m, 4H), 2.39 (d, *J* = 4.6 Hz, 6H).

¹⁹F NMR (377 MHz, CDCl₃): δ -56.69 (s, 3F).

¹³C {¹H} NMR (101 MHz, CDCl₃): δ 183.4, 181.5, 151.9, 145.1, 143.1, 130.2, 129.6, 127.9, 127.2, 123.5 (q, *J* = 275.7 Hz), 111.3 (q, *J* = 28.5 Hz), 67.5, 54.2, 20.5, 20.2.

HRMS (ESI) m/z: [M+H]⁺ Calcd. For C₁₇H₁₇F₃NO₃: 340.1161; found: 340.1163.

6,7-dimethyl-2-morpholino-3-(trifluoromethyl)naphthalene-1,4-dione (4m)



The compound **4m** was purified by column chromatography on basic alumina (Eluent: EtOAc/Hexane = 1/19), 56.16 mg, 62% yield; yellow solid.

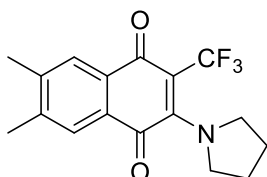
¹H NMR (400 MHz, CDCl₃): δ 7.84 (s, 2H), 7.74 (s, 2H), 3.61 (s, 8H), 2.38 (d, *J* = 4.6 Hz, 15H), 1.77 (d, *J* = 9.5 Hz, 8H), 1.59 (s, 4H).

¹⁹F NMR (377 MHz, CDCl₃): δ -56.61 (s, 3F).

¹³C {¹H} NMR (101 MHz, CDCl₃): δ 183.6, 181.5, 152.8, 144.7, 142.7, 130.4, 129.7, 127.8, 127.1, 123.9 (q, *J* = 275.7 Hz), 113.6 (q, *J* = 30.3 Hz), 55.2, 27.1, 24.1, 20.4, 20.2.

HRMS (ESI) m/z: [M+H]⁺ Calcd. For C₁₈H₁₉NO₂F₃: 338.1368 found: 338.1370.

6,7-dimethyl-2-(pyrrolidin-1-yl)-3-(trifluoromethyl)naphthalene-1,4-dione (4n)



The compound **4n** was purified by column chromatography on basic alumina (Eluent: EtOAc/Hexane = 1/19), 52.09 mg, 60% yield; yellow solid.

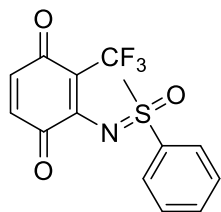
¹H NMR (400 MHz, CDCl₃): ¹H NMR (400 MHz, CDCl₃) δ 7.84 (s, 1H), 7.64 (s, 1H), 3.82 (s, 4H), 2.37 (d, *J* = 9.0 Hz, 6H), 1.96 (t, *J* = 6.5 Hz, 4H).

¹⁹F NMR (377 MHz, CDCl₃): δ -52.60 (s, 3F).

¹³C {¹H} NMR (101 MHz, CDCl₃): δ 183.2, 178.1, 154.2, 143.8, 140.8, 129.8 (d, *J* = 1.2 Hz), 127.8, 126.7 (d, *J* = 3.1 Hz), 126.2, 125.7, 100.8 (q, *J* = 29.7 Hz), 53.4, 24.1, 19.3, 18.9.

HRMS (ESI) m/z: [M+H]⁺ Calcd. For C₁₇H₁₇F₃NO₂: 324.1211 found: 324.1207.

2-((methyl(oxo)(phenyl)-λ⁶-sulfaneylidene)amino)-3-(trifluoromethyl)cyclohexa-2,5-diene-1,4-dione (5a)



The compound **5a** was purified by column chromatography on silica gel (Eluent: EtOAc/Hexane = 3/17), 118.80 mg, 78% yield; yellow solid.

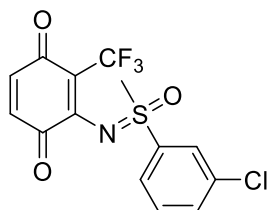
¹H NMR (400 MHz, CDCl₃): δ 7.98-7.95 (m, 2H), 7.69 – 7.59 (m, 3H), 6.66 (q, *J* = 10.1 Hz, 2H), 3.38 (s, 3H).

¹⁹F NMR (377 MHz, CDCl₃): δ -51.67 (s, 3F).

¹³C {¹H} NMR (101 MHz, CDCl₃): δ 182.6, 182.2, 148.8, 140.9, 139.3, 133.6, 132.6, 129.9, 126.4, 123.1 (q, *J* = 277.7 Hz), 115.0 (q, *J* = 27.1 Hz), 49.4.

HRMS (ESI) m/z: [M+H]⁺ Calcd. For C₁₄H₁₁F₃NO₃S: 330.0412; found: 330.0410.

2-(((3-chlorophenyl)(methyl)(oxo)-λ⁶-sulfaneylidene)amino)-3-(trifluoromethyl)cyclohexa-2,5-diene-1,4-dione (5b)



The compound **5b** was purified by column chromatography on silica gel (Eluent: EtOAc/Hexane = 1/9), 126.04 mg, 75% yield; yellow solid.

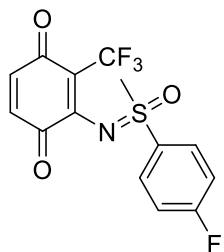
¹H NMR (400 MHz, CDCl₃): δ 7.95 (t, *J* = 1.8 Hz, 1H), 7.82 (d, *J* = 7.9 Hz, 1H), 7.63 (d, *J* = 8.7 Hz, 1H), 7.55 (t, *J* = 7.9 Hz, 1H), 6.71 – 6.64 (m, 2H), 3.38 (s, 3H).

¹⁹F NMR (377 MHz, CDCl₃): δ -57.63 (s, 3F).

¹³C {¹H} NMR (101 MHz, CDCl₃): δ 182.5, 182.3, 148.2, 142.9, 139.3, 136.2, 133.8, 132.7, 131.2, 126.6, 126.0 (q, *J* = 275.9 Hz), 124.5, 115.5 (q, *J* = 30.3 Hz), 49.4.

HRMS (ESI) m/z: [M+H]⁺ Calcd. For C₁₄H₁₀NO₃F₃ClS: 364.0022; found: 364.0017.

2-(((4-fluorophenyl)(methyl)(oxo)-λ⁶-sulfaneylidene)amino)-3-(trifluoromethyl)cyclohexa-2,5-diene-1,4-dione (5c)



The compound **5c** was purified by column chromatography on silica gel (Eluent: EtOAc/Hexane = 3/7), 101.20 mg, 63% yield; yellow solid.

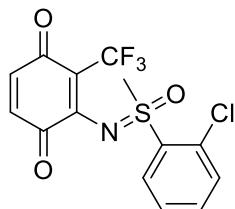
¹H NMR (400 MHz, CDCl₃): δ 8.01 – 7.96 (m, 2H), 7.31 – 7.27 (m, 2H), 6.68 (q, *J* = 10.1 Hz, 2H), 3.39 (s, 3H).

¹⁹F NMR (377 MHz, CDCl₃): δ -57.62 (s, 3F), -103.58 (m, 1F).

¹³C {¹H} NMR (101 MHz, CDCl₃): δ 182.5, 182.3, 165.7 (d, *J* = 256.5 Hz), 148.5, 139.3 (d, *J* = 1.1 Hz), 137.0 (d, *J* = 3.5 Hz), 132.7, 129.4 (d, *J* = 9.6 Hz), 123.0 (q, *J* = 275.7 Hz), 117.3, 117.1, 115.6 (q, *J* = 27.1 Hz), 49.52.

HRMS (ESI) m/z: [M+H]⁺ Calcd. For C₁₄H₁₀F₄NO₃S: 348.0318; found: 348.0315.

2-(((2-chlorophenyl)(methyl)(oxo)-λ⁶-sulfaneylidene)amino)-3-(trifluoromethyl)cyclohexa-2,5-diene-1,4-dione (5d**)**



The compound **5d** was purified by column chromatography on silica gel (Eluent: EtOAc/Hexane = 2/8), 100.83 mg, 60% yield; yellow solid.

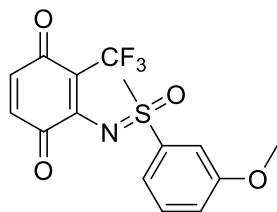
¹H NMR (400 MHz, CDCl₃): δ 8.39 – 8.35 (m, 1H), 7.60 – 7.56 (m, 2H), 7.53 – 7.50 (m, 1H), 6.67 (d, *J* = 10.0 Hz, 1H), 6.59 (d, *J* = 10.0 Hz, 1H), 3.48 (s, 3H).

¹⁹F NMR (377 MHz, CDCl₃): δ -57.28 (s, 3F).

¹³C {¹H} NMR (101 MHz, CDCl₃): δ 182.7, 182.0, 147.7, 139.4, 138.4, 134.4, 132.6, 132.3, 131.3, 130.8, 128.0, 122.8 (q, *J* = 277.7 Hz), 116.4 (q, *J* = 38.4 Hz), 47.2.

HRMS (ESI) m/z: [M+H]⁺ Calcd. For C₁₄H₁₀NO₃F₃SCl: 364.0022; found: 364.0020.

2-(((3-methoxyphenyl)(methyl)(oxo)-λ⁶-sulfaneylidene)amino)-3-(trifluoromethyl)cyclohexa-2,5-diene-1,4-dione (5e**)**



The compound **5e** was purified by column chromatography on silica gel (Eluent: EtOAc/Hexane = 2/8), 108.03 mg, 65% yield; yellow solid.

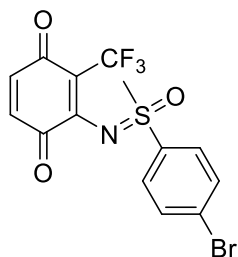
¹H NMR (400 MHz, CDCl₃): δ 7.91 – 7.85 (m, 2H), 7.07 – 7.03 (m, 2H), 6.64 (d, *J* = 6.2 Hz, 2H), 3.88 (s, 3H), 3.37 (s, 3H).

¹⁹F NMR (377 MHz, CDCl₃): δ -57.58 (s, 3F).

¹³C {¹H} NMR (101 MHz, CDCl₃): δ 182.6, 182.3, 163.6, 149.1, 139.2, 132.7, 132.0, 130.4, 128.7, 121.5 (q, *J* = 39.3 Hz), 114.9 (d, *J* = 12.6 Hz), 55.9, 46.7.

HRMS (ESI) m/z: [M+H]⁺ Calcd. For C₁₅H₁₃F₃NO₄S: 360.0517; found: 360.0515.

2-(((4-bromophenyl)(methyl)(oxo)-λ⁶-sulfaneylidene)amino)-3-(trifluoromethyl)cyclohexa-2,5-diene-1,4-dione (5f)



The compound **5f** was purified by column chromatography on silica gel (Eluent: EtOAc/Hexane = 1/9), 135.67 mg, 72% yield; yellow solid.

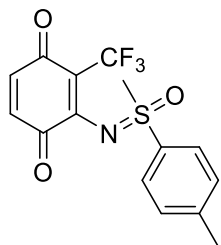
¹H NMR (400 MHz, CDCl₃): δ 7.95 (t, *J* = 1.8 Hz, 1H), 7.83 (dd, *J* = 7.8, 1.0 Hz, 1H), 7.65 – 7.61 (m, 1H), 7.55 (t, *J* = 7.9 Hz, 1H), 6.68 (q, *J* = 10.1 Hz, 2H), 3.38 (s, 3H).

¹⁹F NMR (377 MHz, CDCl₃): δ -57.63 (s, 3F).

¹³C {¹H} NMR (101 MHz, CDCl₃): δ 182.5, 182.3, 148.2, 142.9, 139.4, 136.2, 133.8, 132.7, 131.2, 126.6, 126.0 (q, *J* = 224.2 Hz), 124.5, 115.5 (q, *J* = 27.3 Hz), 105.1, 49.4.

HRMS (ESI) m/z: [M+H]⁺ Calcd. For C₁₄H₁₀F₃NO₃SBr: 407.9517; found: 407.9519.

2-(((methyl(oxo)(p-tolyl)-λ⁶-sulfaneylidene)amino)-3-(trifluoromethyl)cyclohexa-2,5-diene-1,4-dione (5g)



The compound **5g** was purified by column chromatography on silica gel (Eluent: EtOAc/Hexane = 1/9), 114.33 mg, 69% yield; yellow solid.

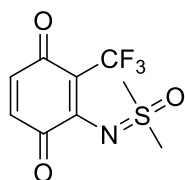
¹H NMR (400 MHz, CDCl₃): δ 7.82 (d, *J* = 8.4 Hz, 2H), 7.39 (d, *J* = 8.0 Hz, 2H), 6.63 (q, *J* = 10.1 Hz, 2H), 3.36 (s, 3H), 2.45 (s, 3H).

¹⁹F NMR (377 MHz, CDCl₃): δ -57.5 8 (s, 3F).

¹³C {¹H} NMR (101 MHz, CDCl₃): δ 182.7, 182.2, 149.0, 144.8, 139.2 (d, *J* = 1.1 Hz), 137.8, 132.7, 130.5, 126.4, 121.3 (q, *J* = 161.6 Hz), 114.8 (q, *J* = 27.1 Hz), 49.5, 21.7.

HRMS (ESI) m/z: [M+H]⁺ Calcd. For C₁₅H₁₃F₃NO₃S: 344.0568; found: 344.0569.

2-((dimethyl(oxo)-λ⁶-sulfaneylidene)amino)-3-(trifluoromethyl)cyclohexa-2,5-diene-1,4-dione (5h)



The compound **5h** was purified by column chromatography on silica gel (Eluent: EtOAc/Hexane = 2/8), 82.81 mg, 67% yield; yellow solid.

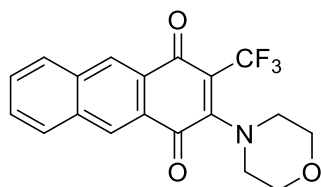
¹H NMR (400 MHz, CDCl₃): δ 6.64 (q, *J* = 10.1 Hz, 1H), 3.31 (s, 3H).

¹⁹F NMR (377 MHz, CDCl₃): δ -57.53 (s, 3F).

¹³C {¹H} NMR (101 MHz, CDCl₃): δ 183.5, 182.6, 148.7, 139.5, 132.9, 124.3, 121.4 (q, *J* = 37.5 Hz), 46.8.

HRMS (ESI) m/z: [M+H]⁺ Calcd. For C₉H₉F₃N₂O₃S: 268.0255; found: 268.0254.

2-morpholino-3-(trifluoromethyl)anthracene-1,4-dione (5i)



The compound **5i** was purified by column chromatography on basic alumina (Eluent: EtOAc/Hexane = 1/9), 55.53 mg, 64% yield; orange coloured solid.

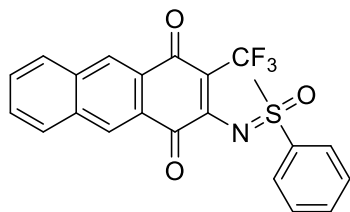
¹H NMR (400 MHz, CDCl₃): δ 8.61 (s, 1H), 8.55 (s, 1H), 8.07 – 8.02 (m, 2H), 7.72 – 7.65 (m, 2H), 3.93 – 3.89 (m, 4H), 3.79 – 3.75 (m, 4H).

¹⁹F NMR (377 MHz, CDCl₃): δ -56.95 (s, 3F).

¹³C {¹H} NMR (101 MHz, CDCl₃): δ 183.3, 180.9, 153.0, 135.6, 134.7, 130.2, 130.0, 129.7, 129.4, 128.3, 128.1, 123.5 (q, *J* = 274.7 Hz), 113.4 (q, *J* = 17.4 Hz), 67.5, 54.1.

HRMS (ESI) m/z: [M+H]⁺ Calcd. For C₁₉H₁₅NO₃F₃: 362.1004; found: 362.1006.

2-((methyl(oxo)(phenyl)-λ⁶-sulfaneylidene)amino)-3-(trifluoromethyl)anthracene-1,4-dione (5j)



The compound **5j** was purified by column chromatography on silica gel (Eluent: EtOAc/Hexane = 2/8), 59.81 mg, 58% yield; yellow solid.

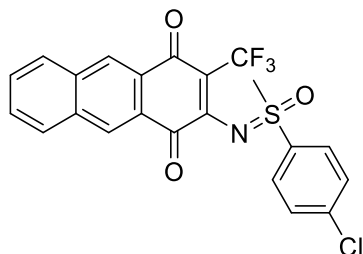
¹H NMR (400 MHz, CDCl₃): δ 8.60 (s, 1H), 8.48 (s, 1H), 8.04 – 8.00 (m, 3H), 7.93 (d, *J* = 7.9 Hz, 1H), 7.68-7.60 (m, 5H), 3.43 (s, 3H).

¹⁹F NMR (377 MHz, CDCl₃): δ -57.35 (s, 3F).

¹³C {¹H} NMR (101 MHz, CDCl₃): δ 180.6, 180.2, 151.6, 141.6, 135.8, 134.4, 133.4, 130.2 (2C), 130.0 (2C), 129.9, 129.4, 128.8, 128.6, 126.4, 123.6 (q, *J* = 278.7 Hz), 118.4 (q, *J* = 26.0 Hz), 49.7.

HRMS (ESI) m/z: [M+H]⁺ Calcd. For C₂₂H₁₅F₃NO₃S: 430.0725; found: 430.0727.

2-(((4-chlorophenyl)(methyl)(oxo)-λ⁶-sulfaneylidene)amino)-3-(trifluoromethyl)anthracene-1,4-dione (5k)



The compound **5k** was purified by column chromatography on silica gel (Eluent: EtOAc/Hexane = 3/17), 58.98 mg, 53% yield; yellow solid.

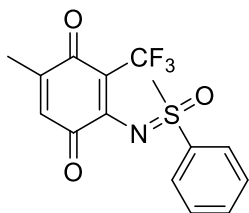
¹H NMR (400 MHz, CDCl₃): δ 8.58 (s, 1H), 8.48 (s, 1H), 8.01 (d, *J* = 8.1 Hz, 1H), 8.00 – 7.96 (m, 2H), 7.93 (d, *J* = 8.0 Hz, 1H), 7.68-7.62 (m, 2H), 7.61 – 7.58 (m, 2H), 3.44 (s, 3H).

¹⁹F NMR (377 MHz, CDCl₃): δ -57.32 (s, 3F).

¹³C {¹H} NMR (101 MHz, CDCl₃): δ 180.6, 180.1, 151.2, 140.1 (d, *J* = 4.4 Hz), 135.6, 134.4, 130.2 (t, *J* = 6.5 Hz), 129.4, 128.7, 127.9, 126.2, 123.4 (q, *J* = 277.7 Hz), 118.7 (q, *J* = 26.0 Hz), 49.61 (s).

HRMS (ESI) m/z: [M+H]⁺ Calcd. For C₂₂H₁₄F₃NO₃SCl: 464.0335; found: 464.0341.

5-methyl-2-((methyl(oxo)(phenyl)-1 λ 6-sulfaneylidene)amino)-3-(trifluoromethyl)cyclohexa-2,5-diene-1,4-dione (5l)



The compound **5l** was purified by column chromatography on silica gel (Eluent: EtOAc/Hexane = 1/9), 97.8 mg, 70% yield; yellow solid.

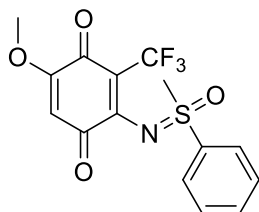
¹H NMR (400 MHz, CDCl₃) δ 7.96 – 7.92 (m, 2H), 7.66 – 7.57 (m, 3H), 6.48 (d, *J* = 1.6 Hz, 1H), 3.35 (s, 3H), 2.05 (d, *J* = 1.6 Hz, 3H).

¹⁹F NMR (377 MHz, CDCl₃) δ -57.50 (s).

¹³C NMR (101 MHz, CDCl₃) δ 182.9, 182.1, 149.1, 148.7, 141.2, 133.5, 129.8 (d, *J* = 15.3 Hz), 126.4, 121.9, 103.3, 49.4, 16.4.

HRMS (ESI) m/z: [M+H]⁺ Calcd. For C₁₅H₁₃F₃NO₃S: 344.0568; found: 344.0552.

5-methoxy-2-((methyl(oxo)(phenyl)-1 λ 6-sulfaneylidene)amino)-3-(trifluoromethyl)cyclohexa-2,5-diene-1,4-dione (5m)



The compound **5m** was purified by column chromatography on silica gel (Eluent: EtOAc/Hexane = 1/9), 94.5 mg, 73% yield; yellow solid.

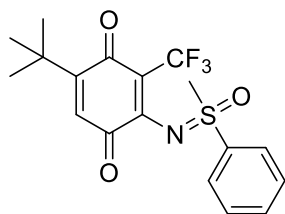
¹H NMR (400 MHz, CDCl₃) δ 7.96 – 7.92 (m, 2H), 7.64 – 7.56 (m, 3H), 5.81 (s, 1H), 3.72 (s, 3H), 3.35 (s, 3H).

¹⁹F NMR (377 MHz, CDCl₃) δ -57.05 (s).

¹³C NMR (101 MHz, CDCl₃) δ 182.9, 178.0, 155.9, 147.1, 141.2, 133.5, 129.8, 126.4, 122.9 (q, *J* = 272.7 Hz), 114.0 (q, *J* = 27.1 Hz), 109.2 (d, *J* = 1.4 Hz), 56.5, 49.4.

HRMS (ESI) m/z: [M+H]⁺ Calcd. For C₁₅H₁₃F₃NO₄S: 360.0517; found: 360.0361.

5-(tert-butyl)-2-((methyl(oxo)(phenyl)-16-sulfaneylidene)amino)-3-(trifluoromethyl)cyclohexa-2,5-diene-1,4-dione (5n)



The compound **5n** was purified by column chromatography on silica gel (Eluent: EtOAc/Hexane = 1/9), 86.0 mg, 71% yield; yellow solid.

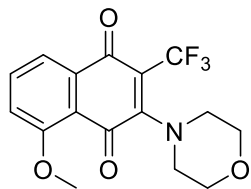
¹H NMR (400 MHz, CDCl₃) δ 7.96 – 7.94 (m, 2H), 7.65 – 7.57 (m, 3H), 6.47 (s, 1H), 3.40 (s, 3H), 1.12 (s, 9H).

¹⁹F NMR (377 MHz, CDCl₃) δ -57.71 (s).

¹³C NMR (101 MHz, CDCl₃) δ 183.2, 182.4, 152.7, 150.5, 141.0, 134.1, 134.5, 129.8, 126.6, 123.0 (q, *J* = 282.8 Hz), 113.4 (q, *J* = 28.3 Hz), 49.3, 35.1, 28.9.

HRMS (ESI) m/z: [M+H]⁺ Calcd. For C₁₈H₁₉F₃NO₃S: 386.1038; found: 386.1023.

5-methoxy-3-morpholino-2-(trifluoromethyl)naphthalene-1,4-dione (8a)



The compound **8a** was purified by column chromatography on silica gel (Eluent: EtOAc/Hexane = 1/9), 39.0 mg, 43% yield; orange coloured solid.

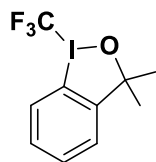
¹H NMR (400 MHz, CDCl₃): δ 8.15 – 8.09 (m, 3H), 7.92 (d, *J* = 7.6 Hz, 1H), 7.70 – 7.66 (m, 1H), 7.62 – 7.57 (m, 1H), 3.9 (m, 4H), 3.68 (m, 4H).

¹⁹F NMR (377 MHz, CDCl₃): δ -56.38 (s, 3F).

¹³C {¹H} NMR (101 MHz, CDCl₃): δ 180.6, 180.2, 151.6, 141.6, 135.8, 134.4, 133.4, 130.2 (2C), 130.0 (2C), 129.9, 129.4, 128.8, 128.6, 126.4, 125.0, 122.2, 118.4 (q, *J* = 26.0 Hz), 49.7.

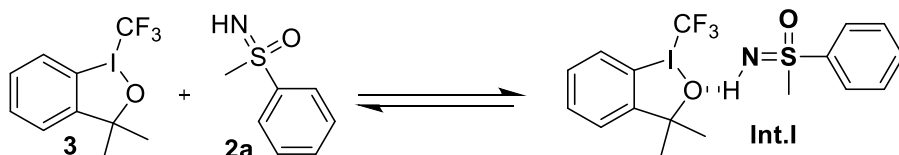
HRMS (ESI) m/z: [M+H]⁺ Calcd. For C₁₆H₁₅F₃NO₄: 342.0953; found: 342.0948.

3,3-dimethyl-1-(trifluoromethyl)-1,3-dihydro-1λ³-benzo[d][1,2]iodaoxole



¹⁹F NMR (377 MHz, CDCl₃): δ 39.90 (s, 3F).

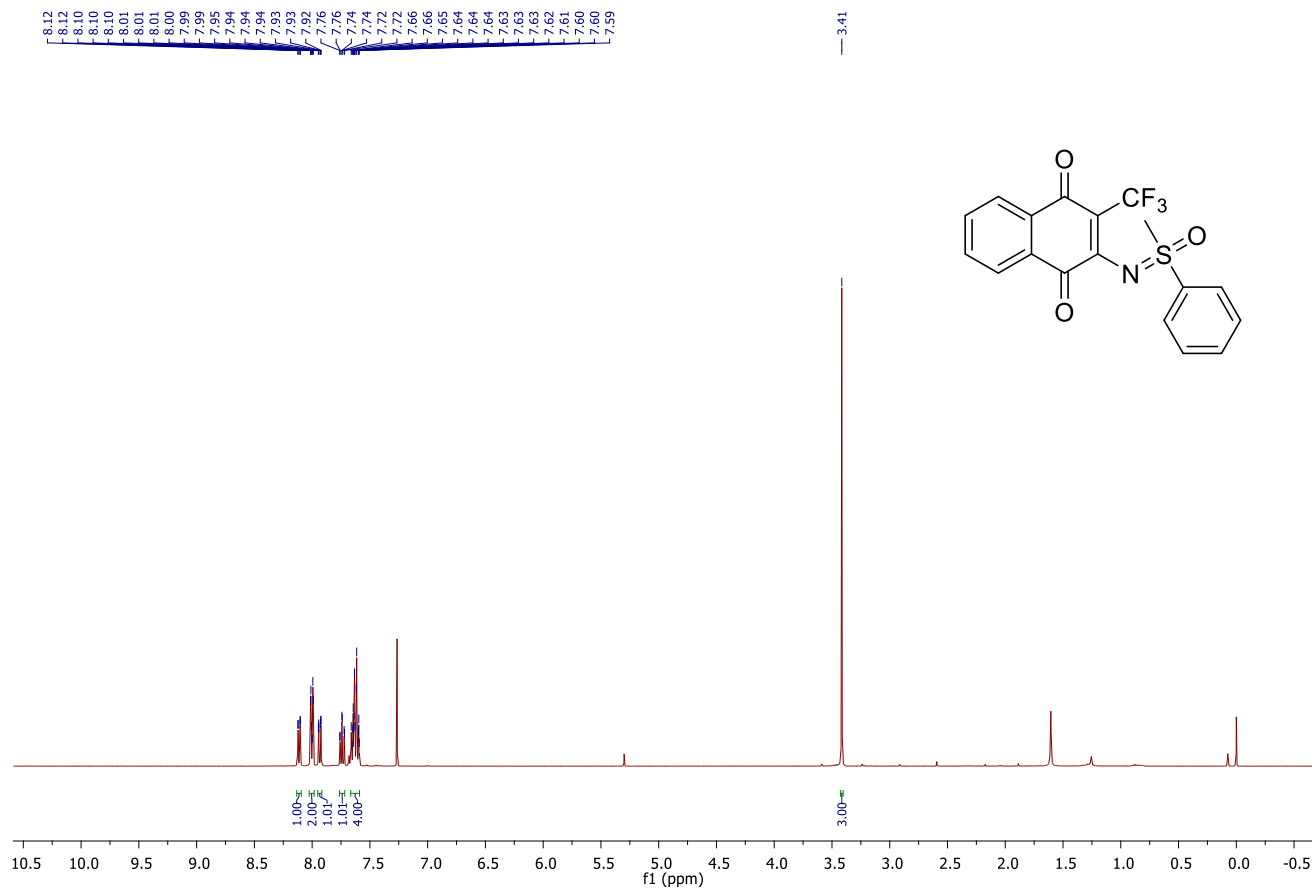
Togni-1 + Sulfoximine



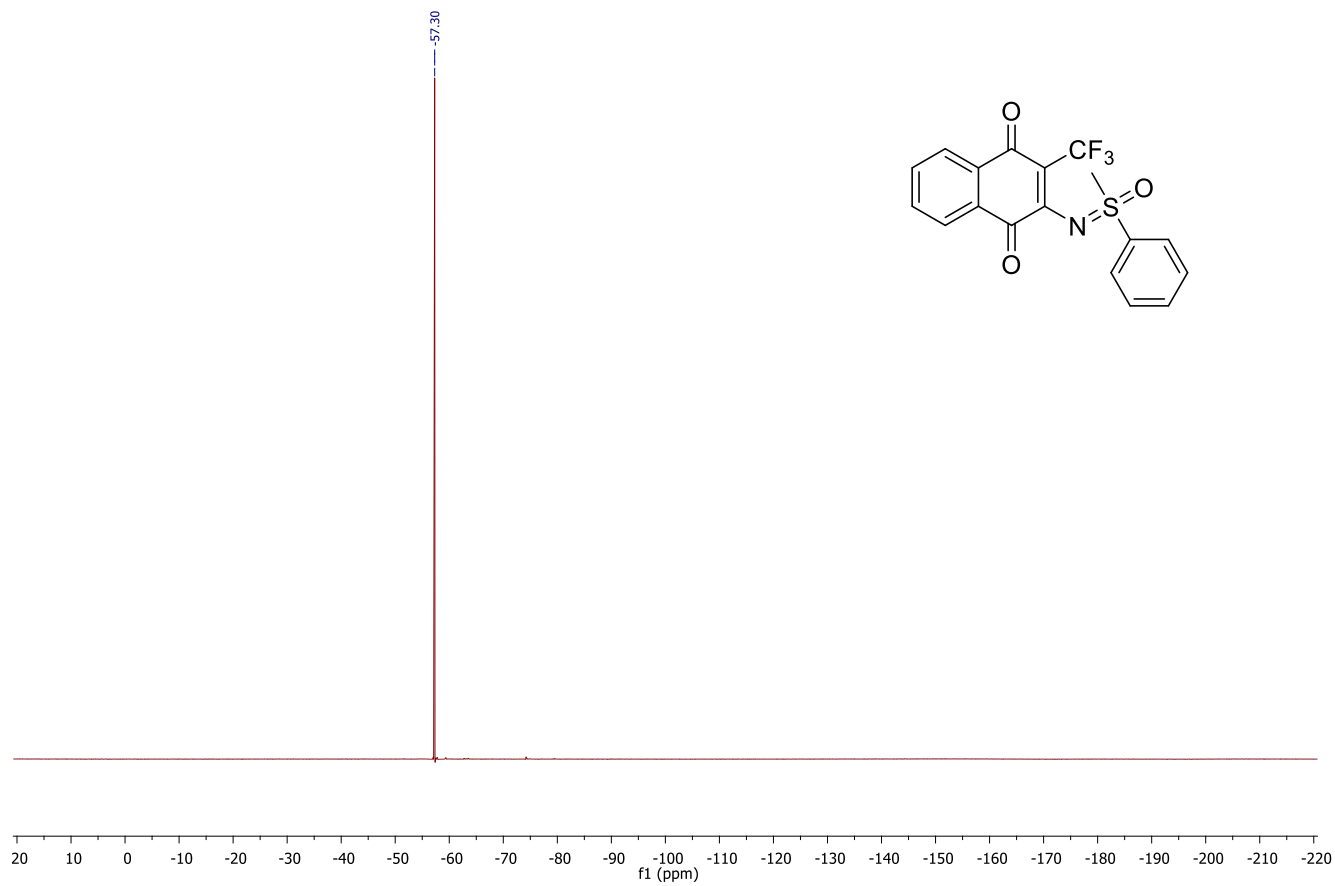
¹⁹F NMR (377 MHz, CDCl₃): δ 39.54 (s, 3F).

^1H and ^{13}C $\{^1\text{H}\}$ NMR and HRMS Spectra

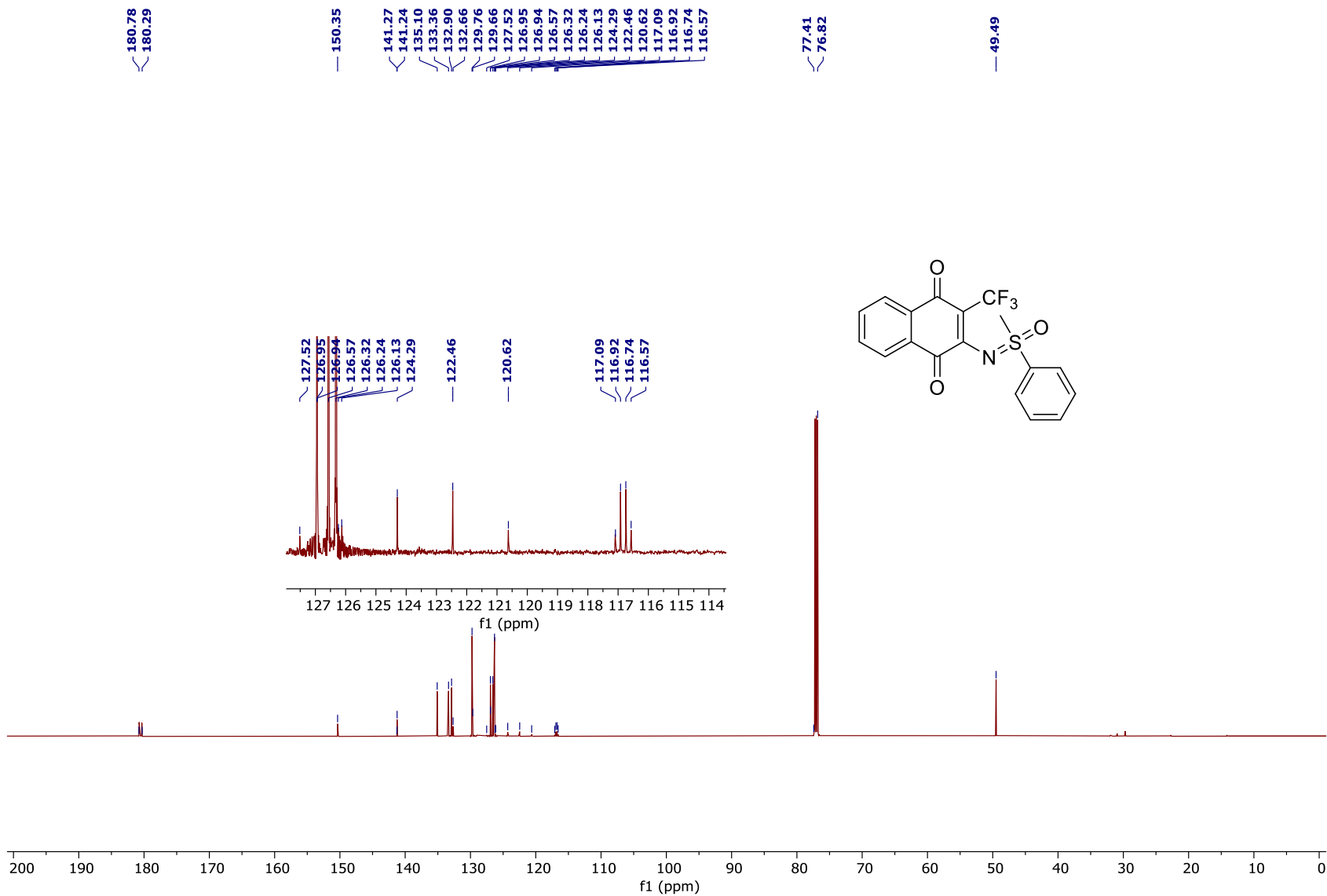
^1H NMR (400 MHz) of 4a in CDCl_3



^{19}F NMR (377 MHz) of 4a in CDCl_3



^{13}C $\{^1\text{H}\}$ NMR (101 MHz) of 3a in CDCl_3



HRMS of 4a

Elemental Composition Report

Page 1

Single Mass Analysis

Tolerance = 50.0 PPM / DBE: min = -1.5, max = 50.0

Element prediction: Off

Number of isotope peaks used for i-FIT = 3

Monoisotopic Mass, Even Electron Ions

69 formula(e) evaluated with 1 results within limits (up to 3 closest results for each mass)

Elements Used:

C: 0-18 H: 0-100 N: 0-1 O: 0-3 F: 0-3 S: 0-1

NQ-1-CF3

QMI DIVISION, CSIR-IIIM JAMMU
Xevo G2-XS QTOF YFC2015

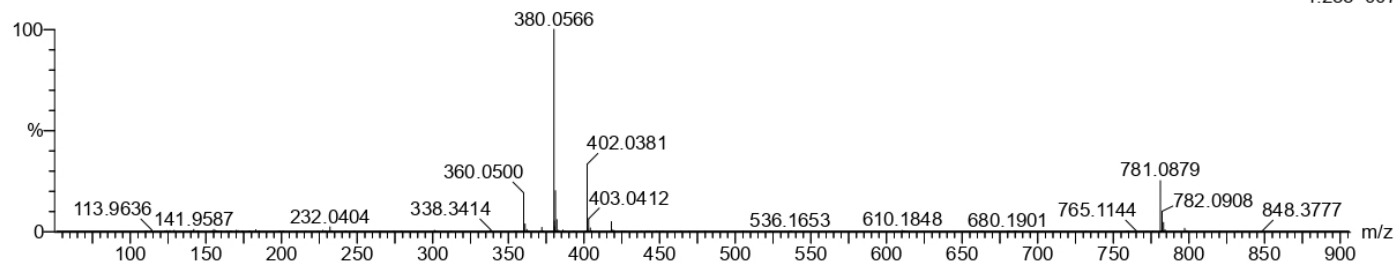
11-Jul-2023

11:58:59

1: TOF MS ES+

1.28e+007

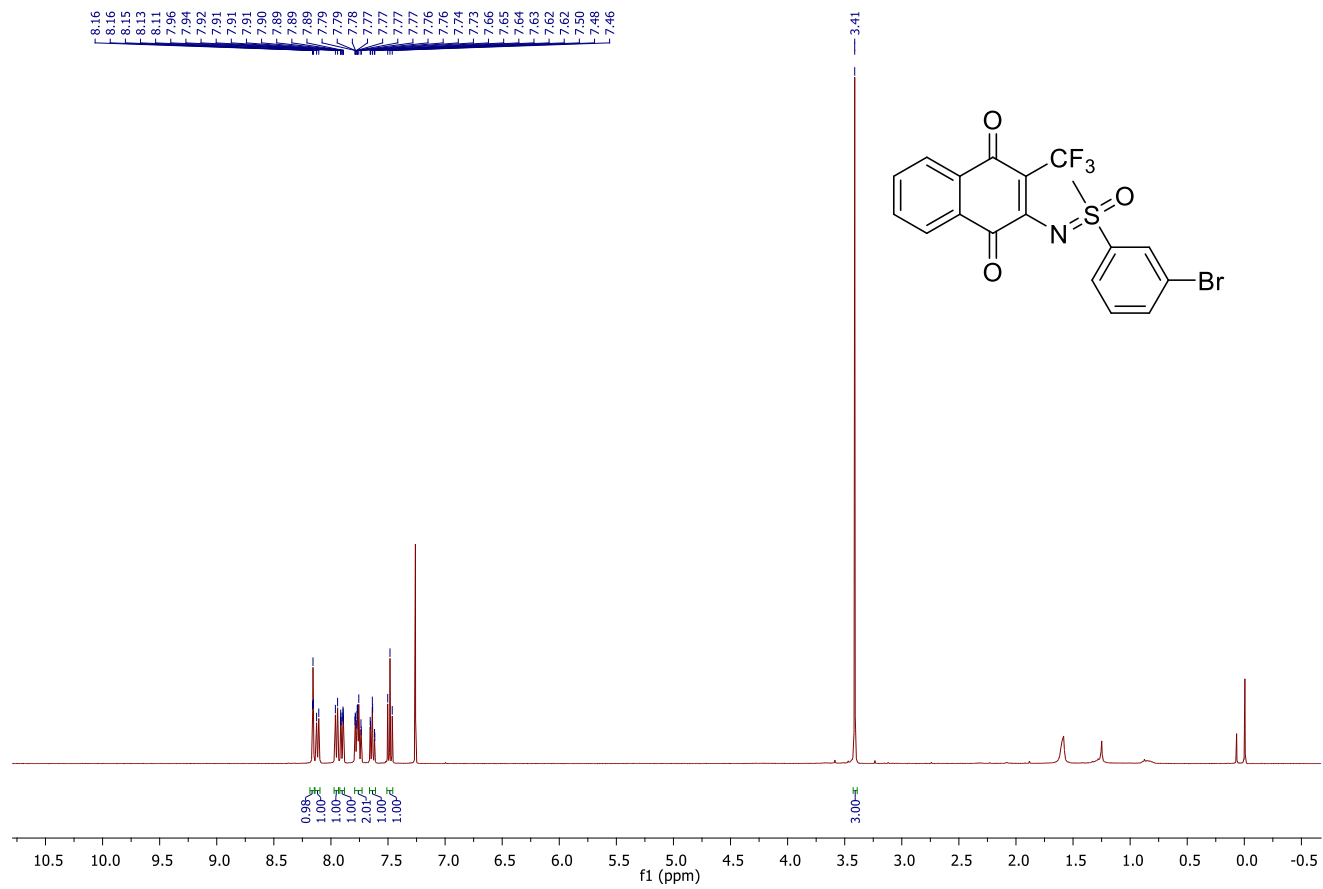
110723_02 11 (0.242)



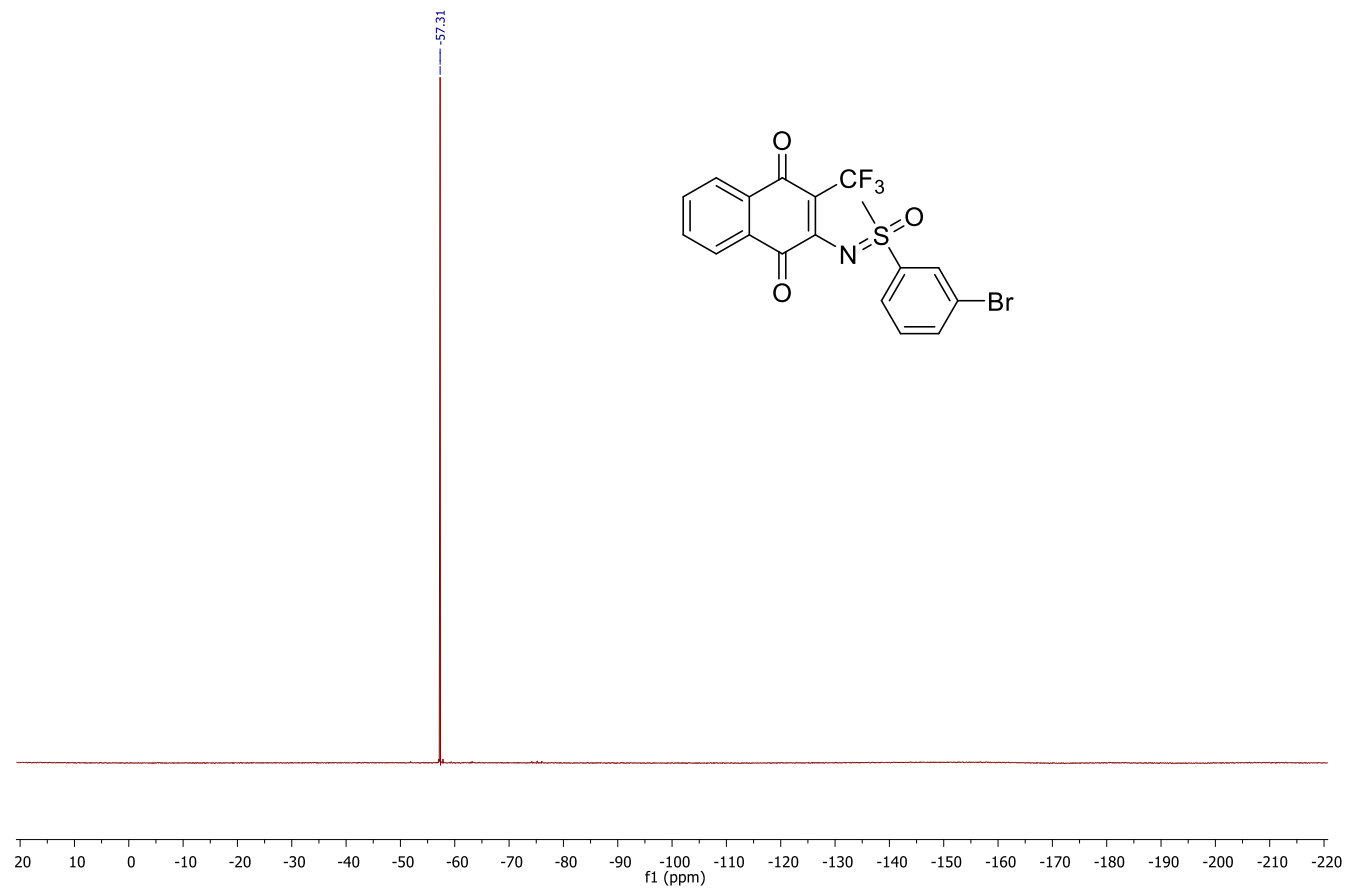
Minimum: -1.5
Maximum: 2.0 50.0 50.0

Mass	Calc. Mass	mDa	PPM	DBE	i-FIT	Norm	Conf(%)	Formula
380.0566	380.0568	-0.2	-0.5	11.5	876.5	n/a	n/a	C18 H13 N O3 F3 S

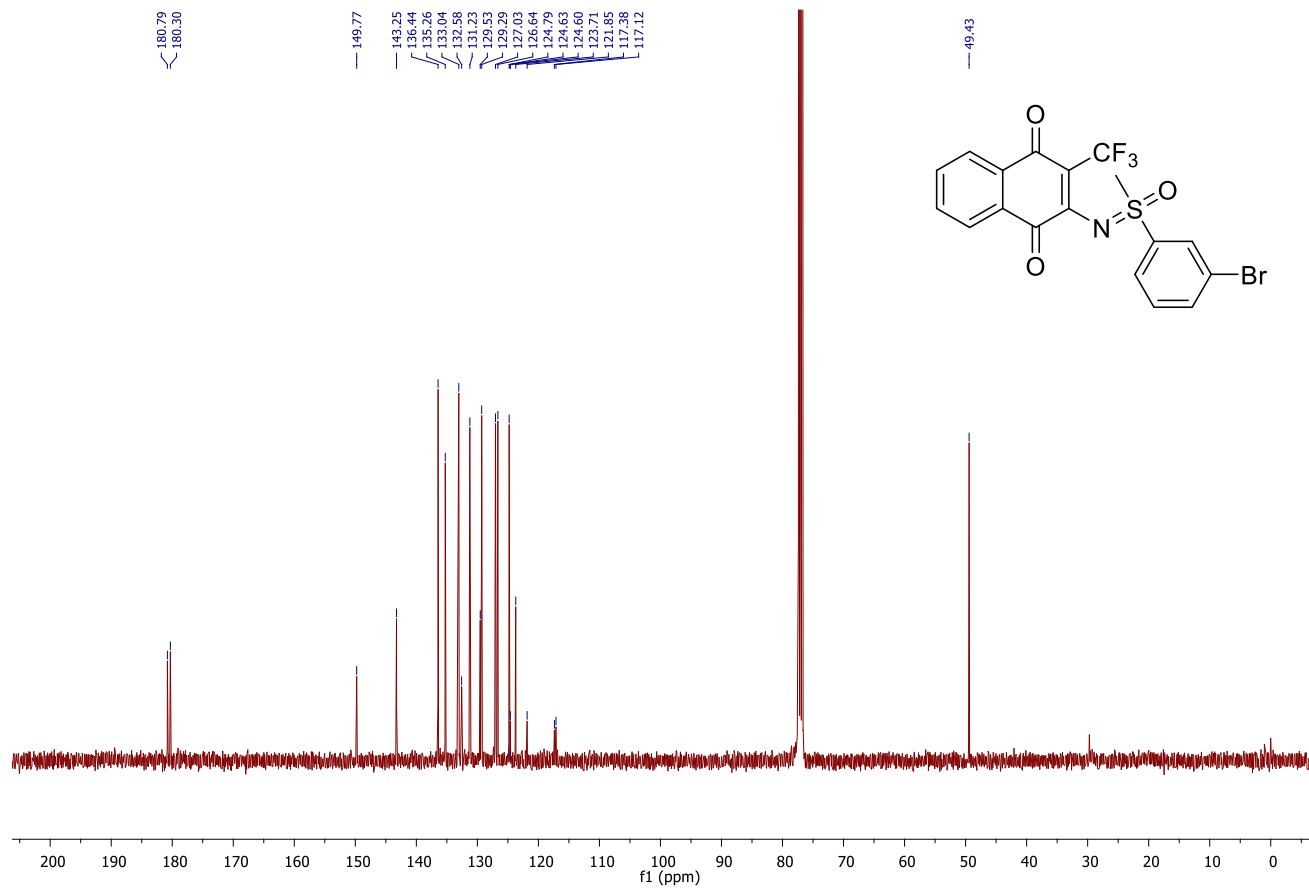
^1H NMR (400 MHz) of 4b in CDCl_3



^{19}F NMR (377 MHz) of 4b in CDCl_3



^{13}C $\{^1\text{H}\}$ NMR (101 MHz) of 4b in CDCl_3



Elemental Composition Report

Single Mass Analysis

Tolerance = 100.0 PPM / DBE: min = -1.5, max = 50.0

Element prediction: Off

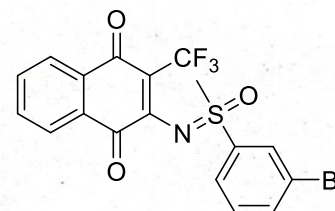
Number of isotope peaks used for i-FIT = 3

Monoisotopic Mass, Even Electron Ions

132 formula(e) evaluated with 1 results within limits (up to 3 closest results for each mass)

Elements Used:

C: 0-18 H: 0-100 N: 0-1 O: 0-3 F: 0-3 S: 0-1 Br: 0-1



NQS-2-CF3

QMI DIVISION, CSIR-IIIM JAMMU
Xevo G2-XS QTOF YFC2015.

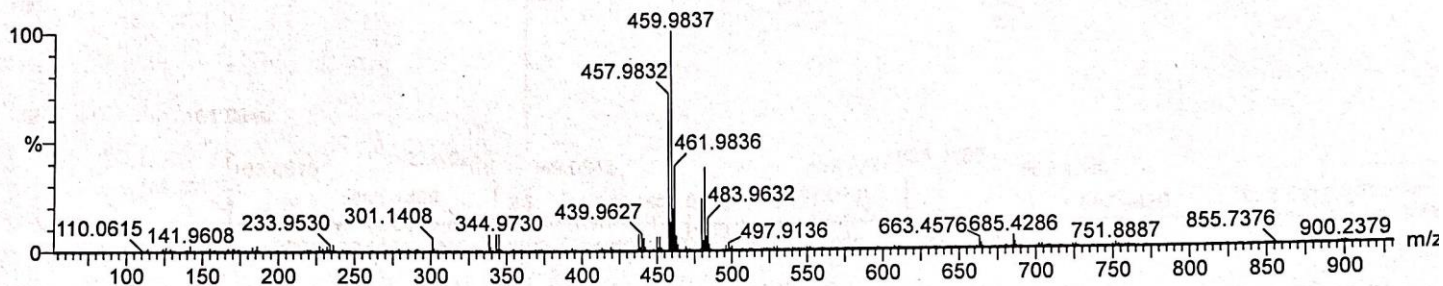
15-Mar-2023

13:47:35

1: TOF MS ES+

2.91e+007

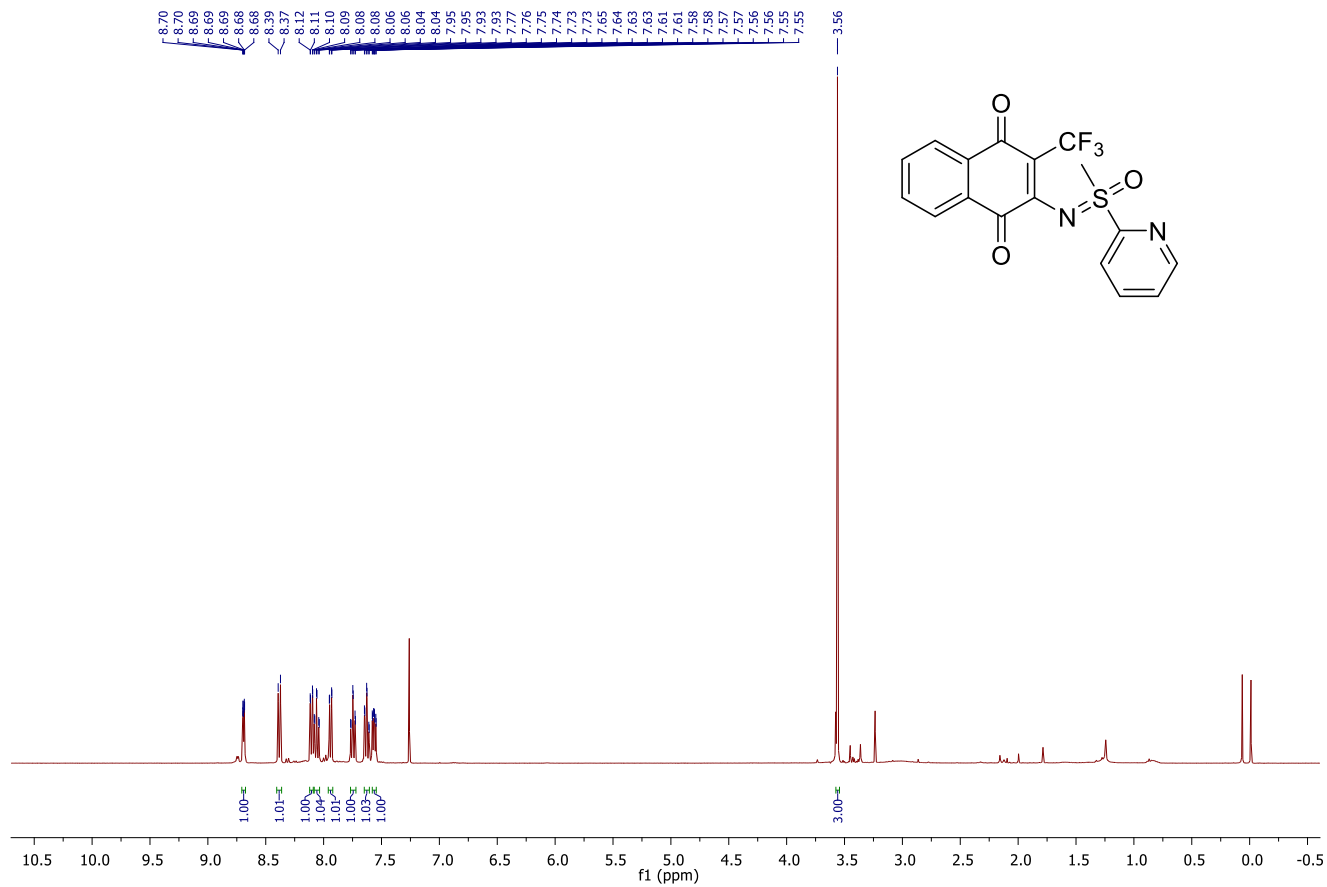
150323_34 6 (0.138) Cm (6:8)



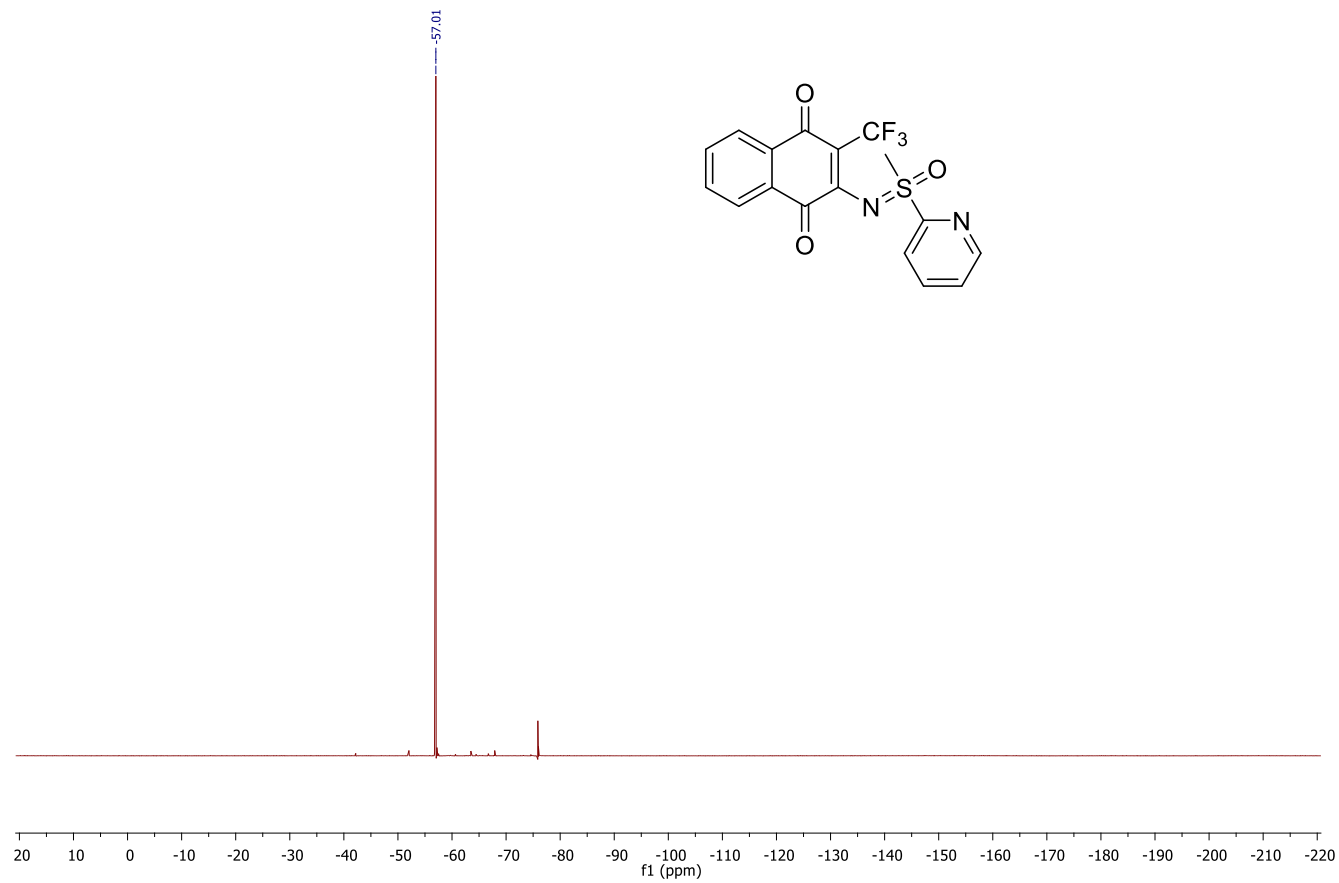
Minimum: -1.5
Maximum: 2.0 100.0 50.0

Mass	Calc. Mass	mDa	PPM	DBE	i-FIT	Norm	Conf (%)	Formula
459.9837	459.9830	0.7	1.5	10.5	55.0	n/a	n/a	C18 H14 N O3 F3 S Br

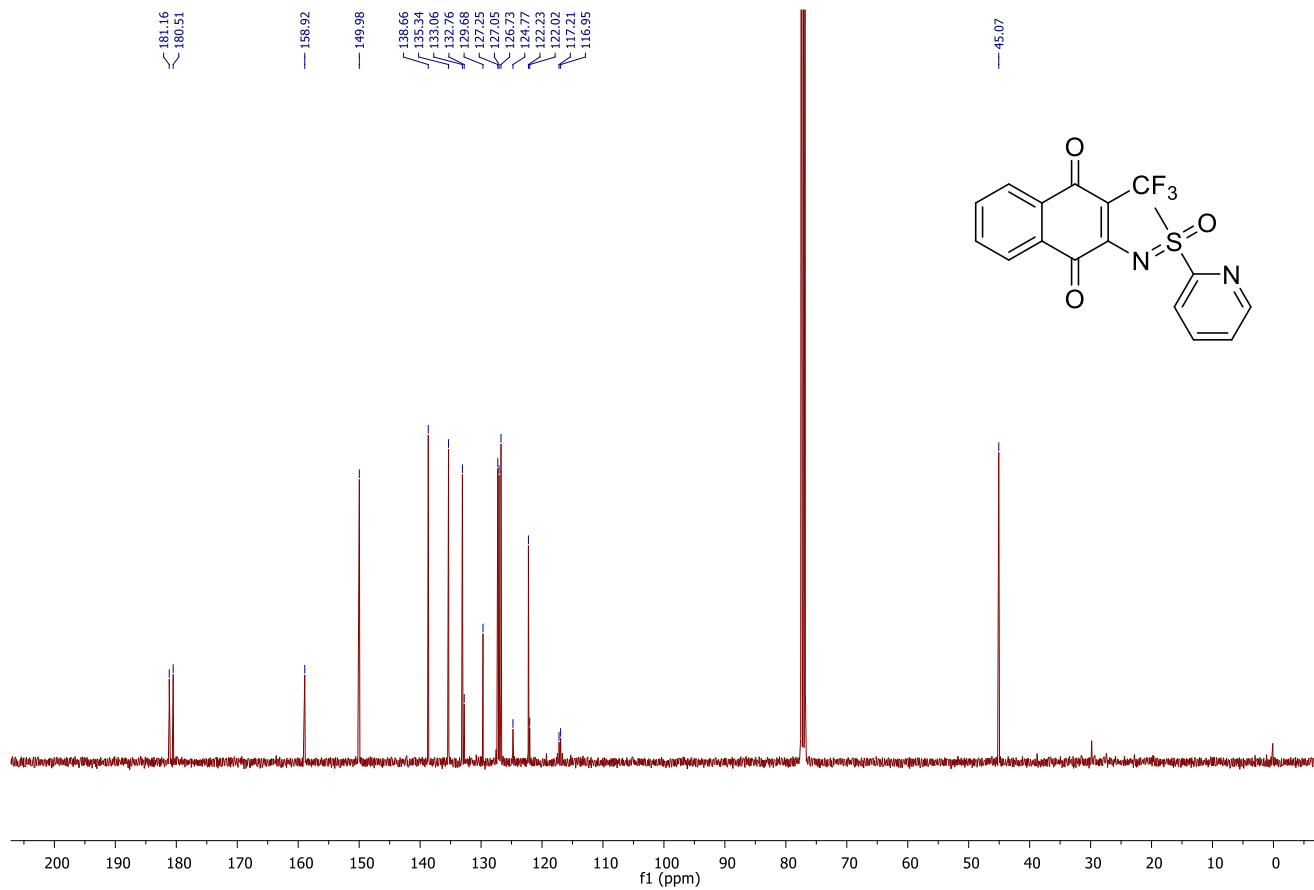
^1H NMR (400 MHz) of 4c in CDCl_3



^{19}F NMR (377 MHz) of 4c in CDCl_3



^{13}C $\{^1\text{H}\}$ NMR (101 MHz) of 4c in CDCl_3



Elemental Composition Report

Single Mass Analysis

Tolerance = 100.0 PPM / DBE: min = -1.5, max = 50.0

Element prediction: Off

Number of isotope peaks used for i-FIT = 3

Monoisotopic Mass, Even Electron Ions

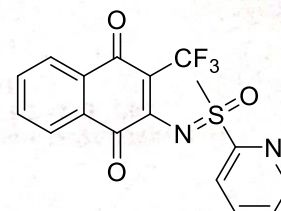
101 formula(e) evaluated with 1 results within limits (up to 3 closest results for each mass)

Elements Used:

C: 0-17 H: 0-100 N: 0-2 O: 0-3 F: 0-3 S: 0-1

NQS-3-CF3

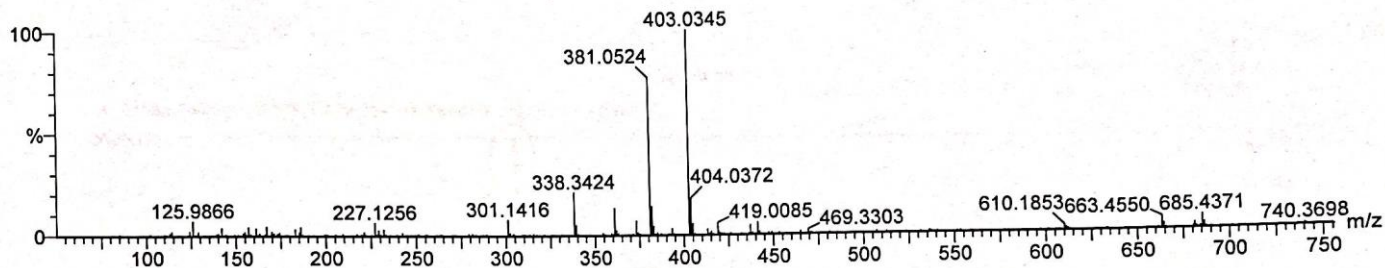
QMI DIVISION, CSIR-IIIM JAMMU
Xevo G2-XS QTOF YFC2015



15-Mar-2023
12:42:42

1: TOF MS ES+
6.40e+006

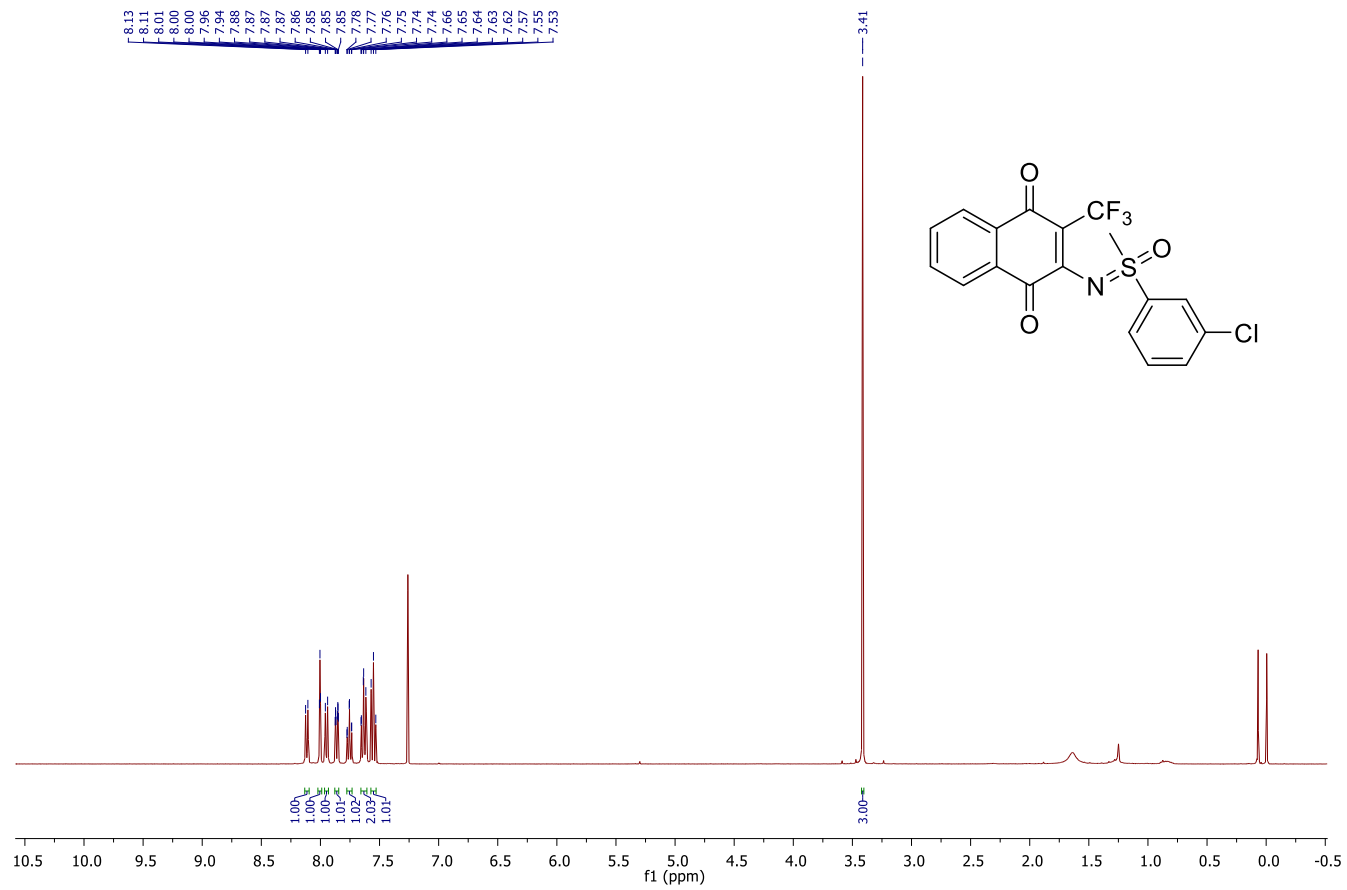
150323_09 6 (0.138)



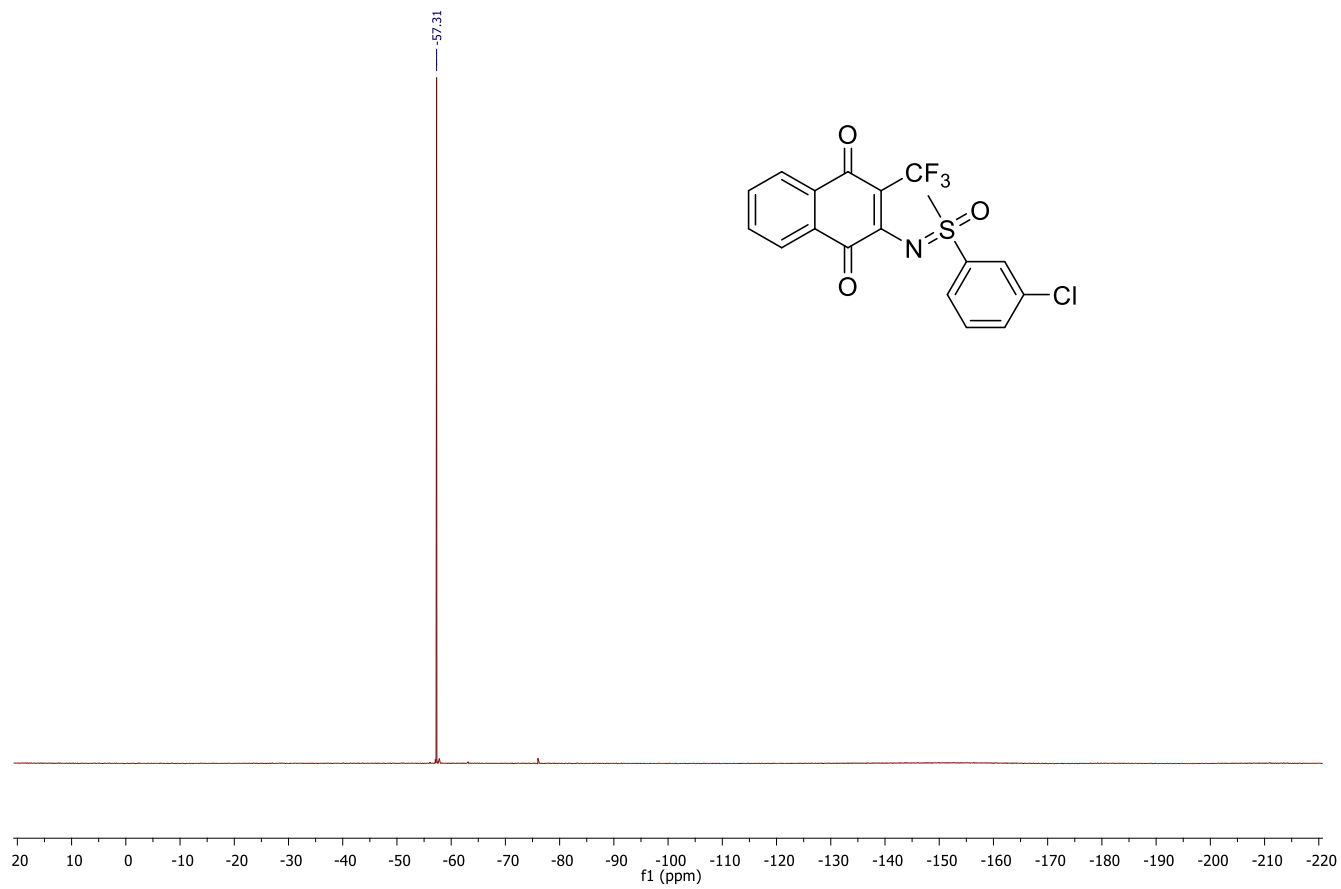
Minimum: -1.5
Maximum: 2.0 100.0 50.0

Mass	Calc. Mass	mDa	PPM	DBE	i-FIT	Norm	Conf (%)	Formula
381.0524	381.0521	0.3	0.8	11.5	1044.7	n/a	n/a	C17 H12 N2 O3 F3 S

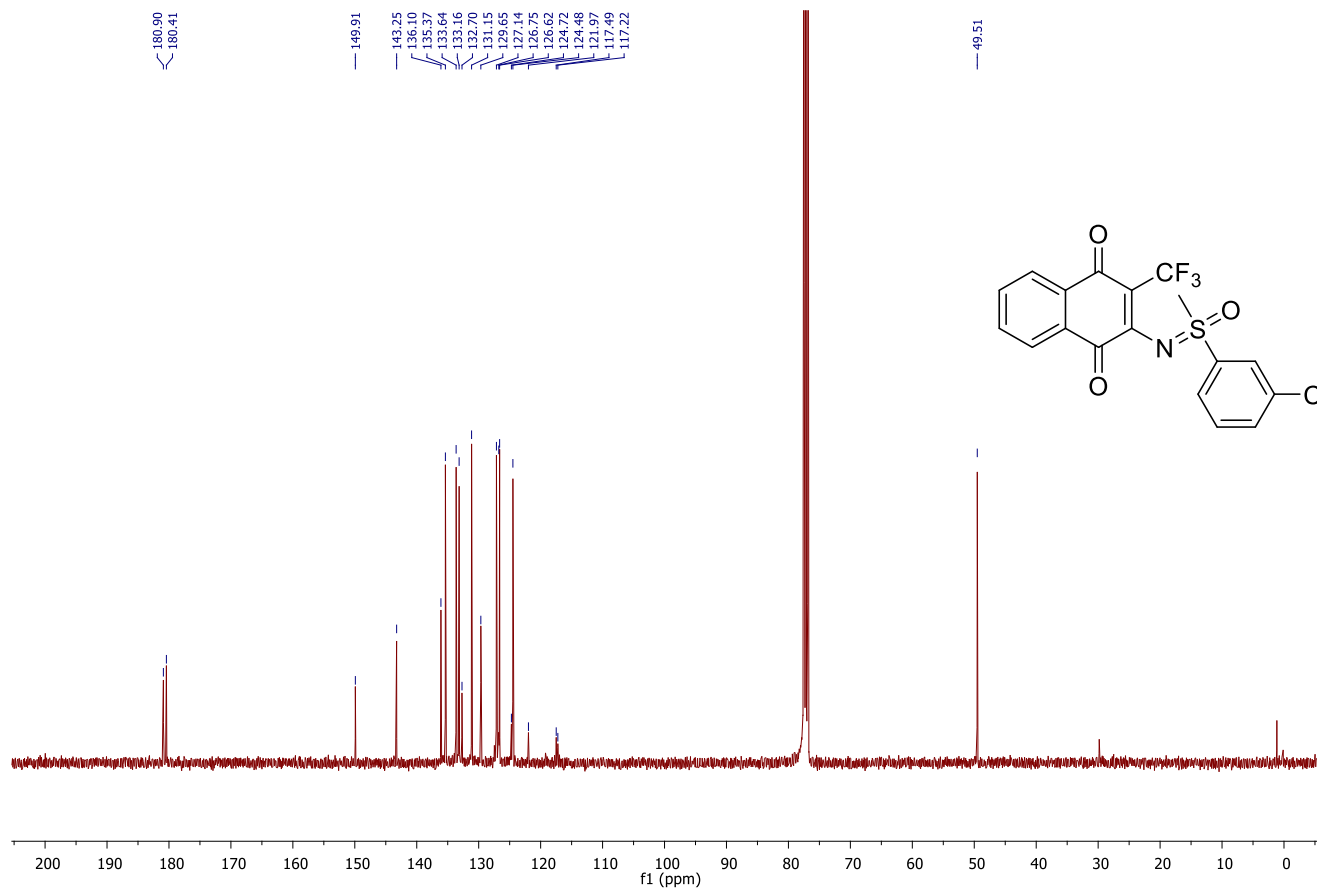
^1H NMR (400 MHz) of 4d in CDCl_3



^{19}F NMR (377 MHz) of 4d in CDCl_3



^{13}C $\{^1\text{H}\}$ NMR (101 MHz) of 4d in CDCl_3



HRMS of 4d

Elemental Composition Report

Single Mass Analysis

Tolerance = 50.0 PPM / DBE: min = -1.5, max = 50.0

Element prediction: Off

Number of isotope peaks used for i-FIT = 4

Monoisotopic Mass, Even Electron Ions

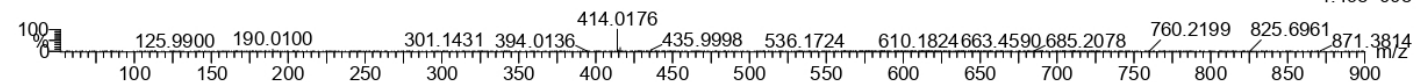
133 formula(e) evaluated with 1 results within limits (all results (up to 1000) for each mass)

Elements Used:

C: 0-18 H: 0-100 N: 0-1 O: 0-3 F: 0-3 S: 0-1 Cl: 0-1

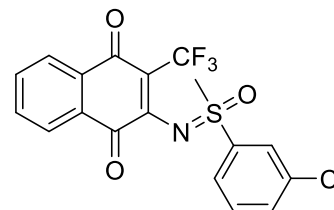
280623_03 9 (0.208)

1: TOF MS ES+



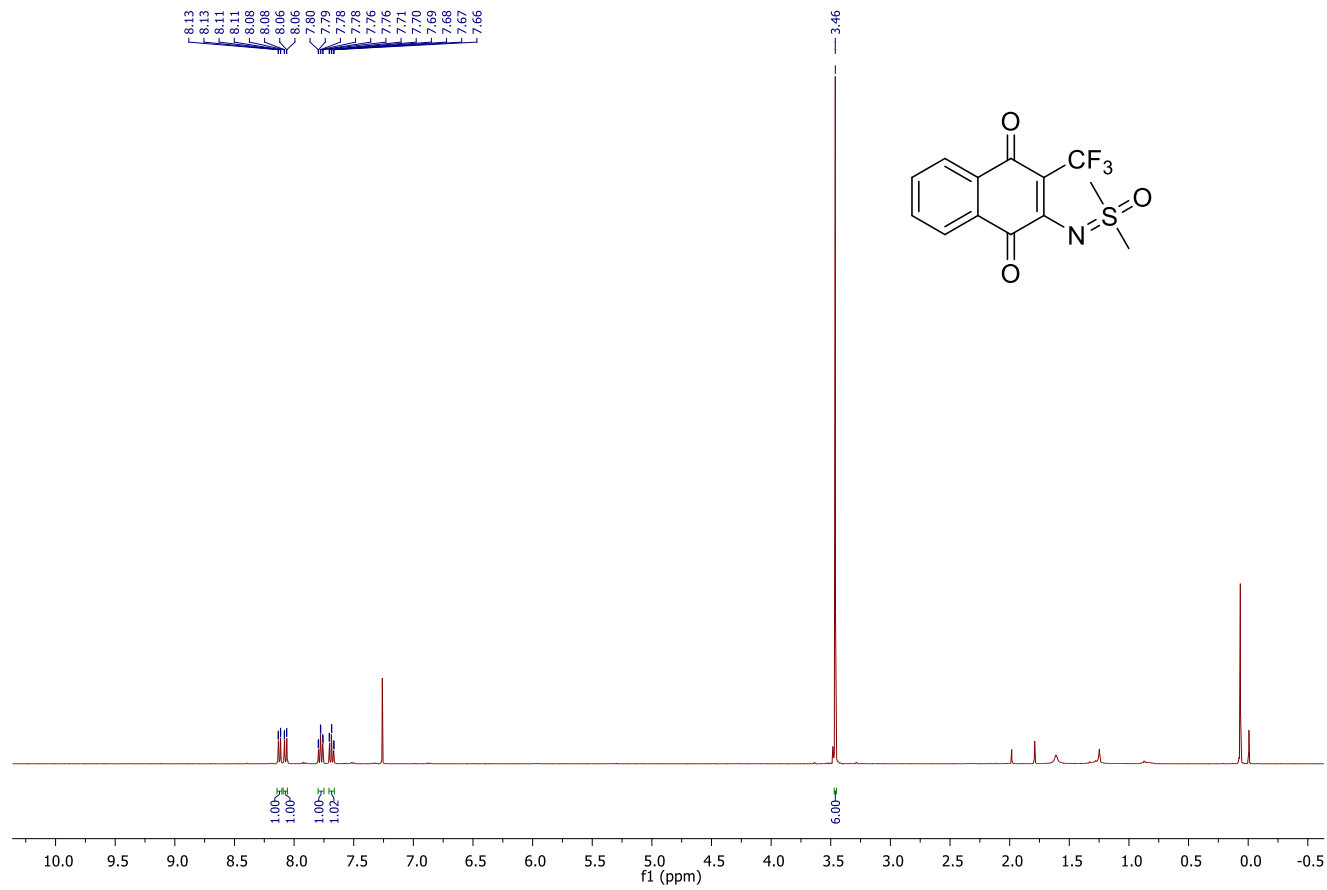
Minimum: -1.5
Maximum: 5.0 50.0 50.0

Mass	Calc. Mass	mDa	PPM	DBE	i-FIT	Norm	Conf (%)	Formula
414.0176	414.0179	-0.3	-0.7	11.5	117.9	n/a	n/a	C18 H12 N O3 F3 S Cl

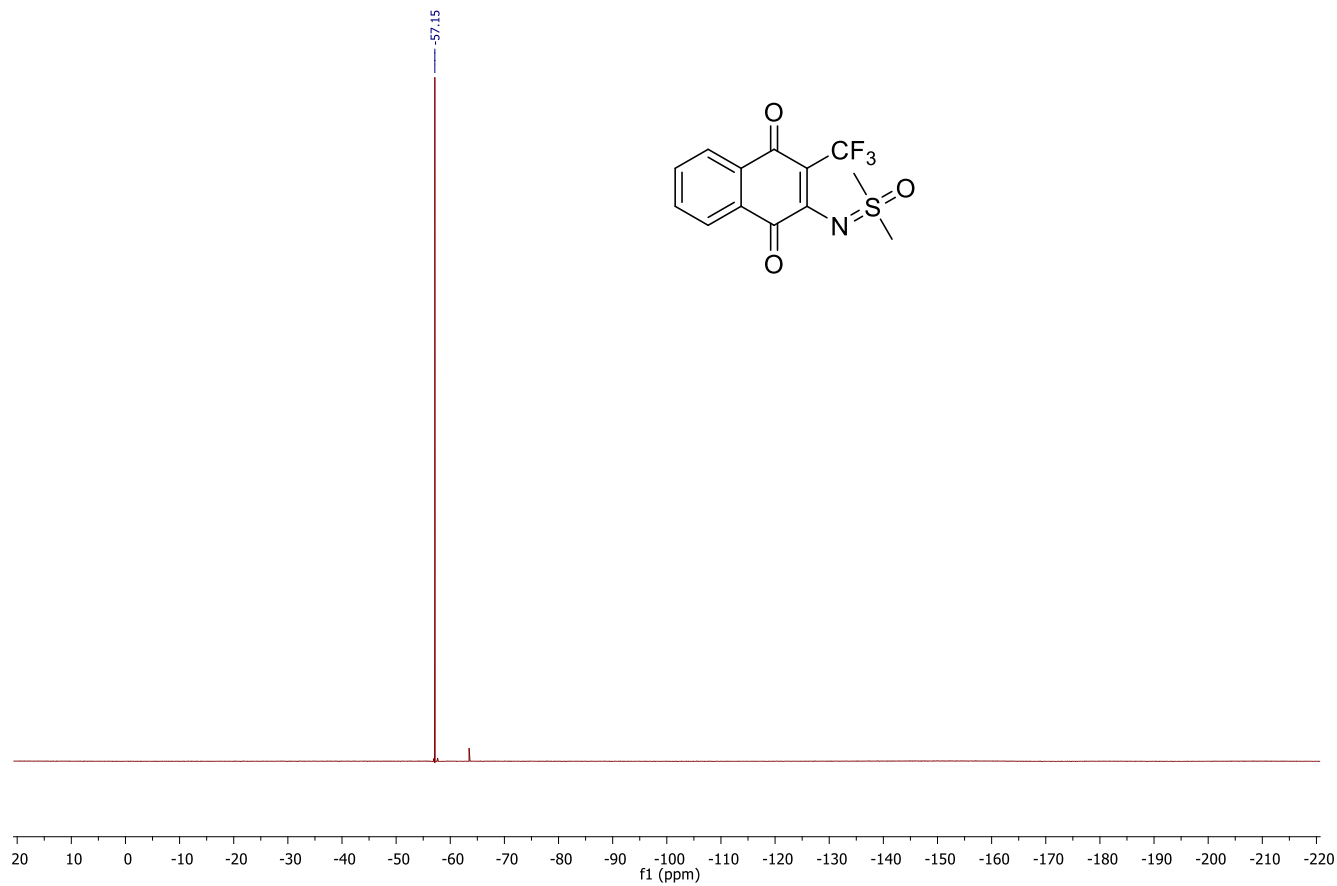


Page 1

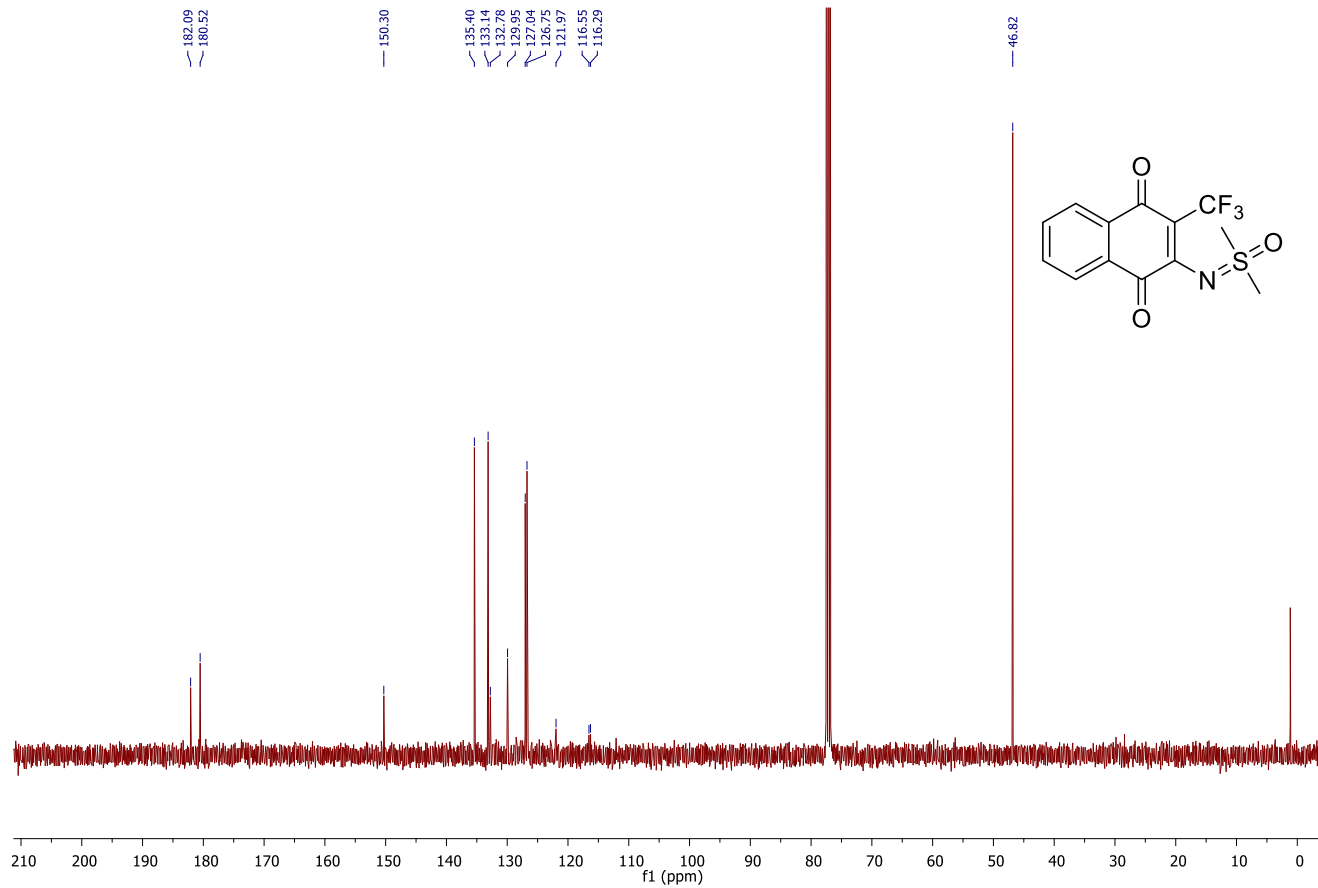
^1H NMR (400 MHz) of 4e in CDCl_3



^{19}F NMR (377 MHz) of 4e in CDCl_3



^{13}C $\{^1\text{H}\}$ NMR (101 MHz) of 4e in CDCl_3



HRMS of 4e

Elemental Composition Report

Single Mass Analysis

Tolerance = 100.0 PPM / DBE: min = -1.5, max = 50.0

Element prediction: Off

Number of isotope peaks used for i-FIT = 3

Monoisotopic Mass, Even Electron Ions

65 formula(e) evaluated with 1 results within limits (up to 3 closest results for each mass)

Elements Used:

C: 0-13 H: 0-100 N: 0-1 O: 0-3 S: 0-1 F: 0-3

NQS-6-CF3

QMI DIVISION, CSIR-IIIM JAMMU
Xevo G2-XS QTOF YFC2015


15-Mar-2023

13:42:27

1: TOF MS ES+

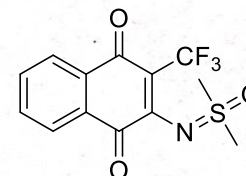
1.28e+007

150323_32 6 (0.138)

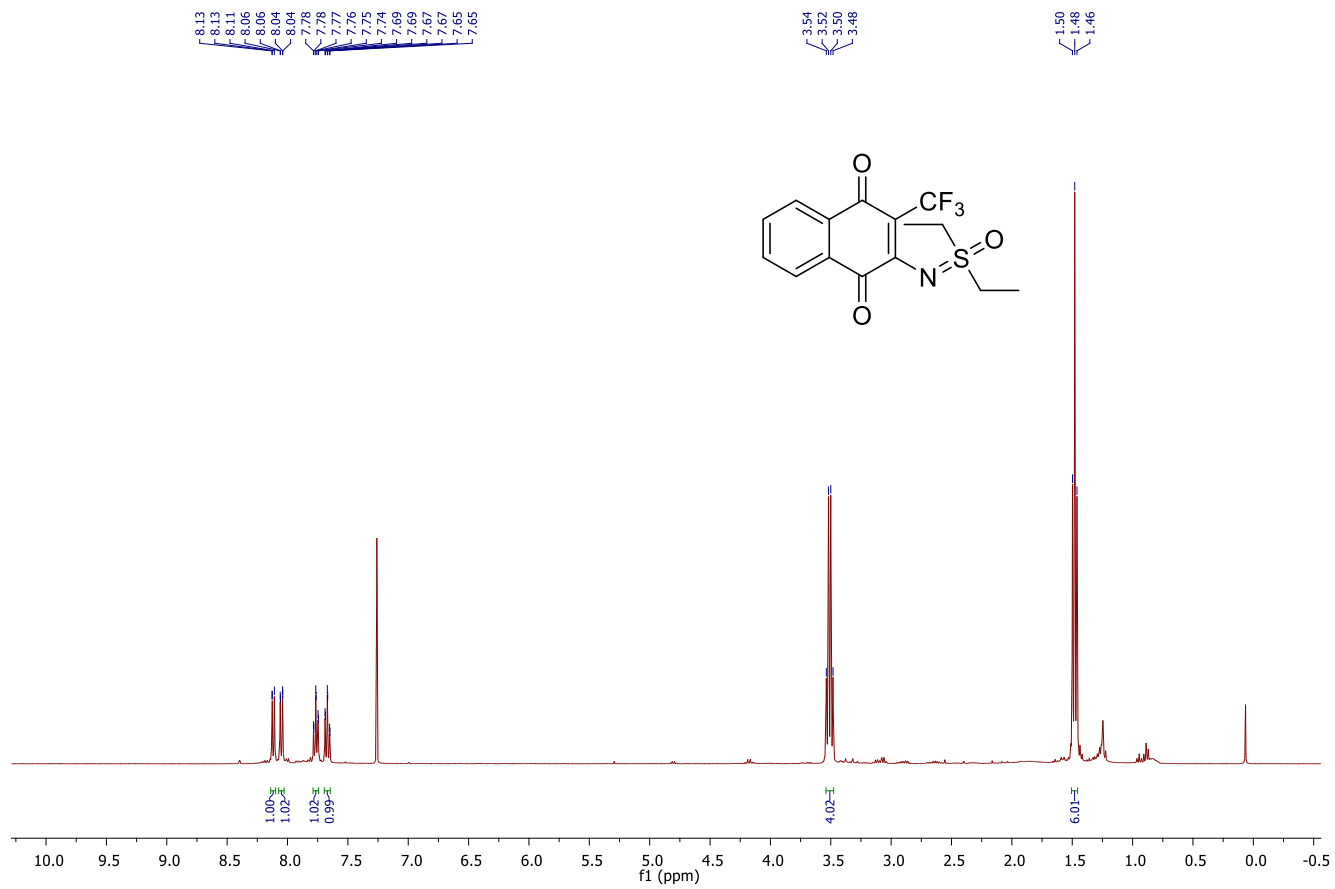


Minimum: -1.5
Maximum: 2.0 100.0 50.0

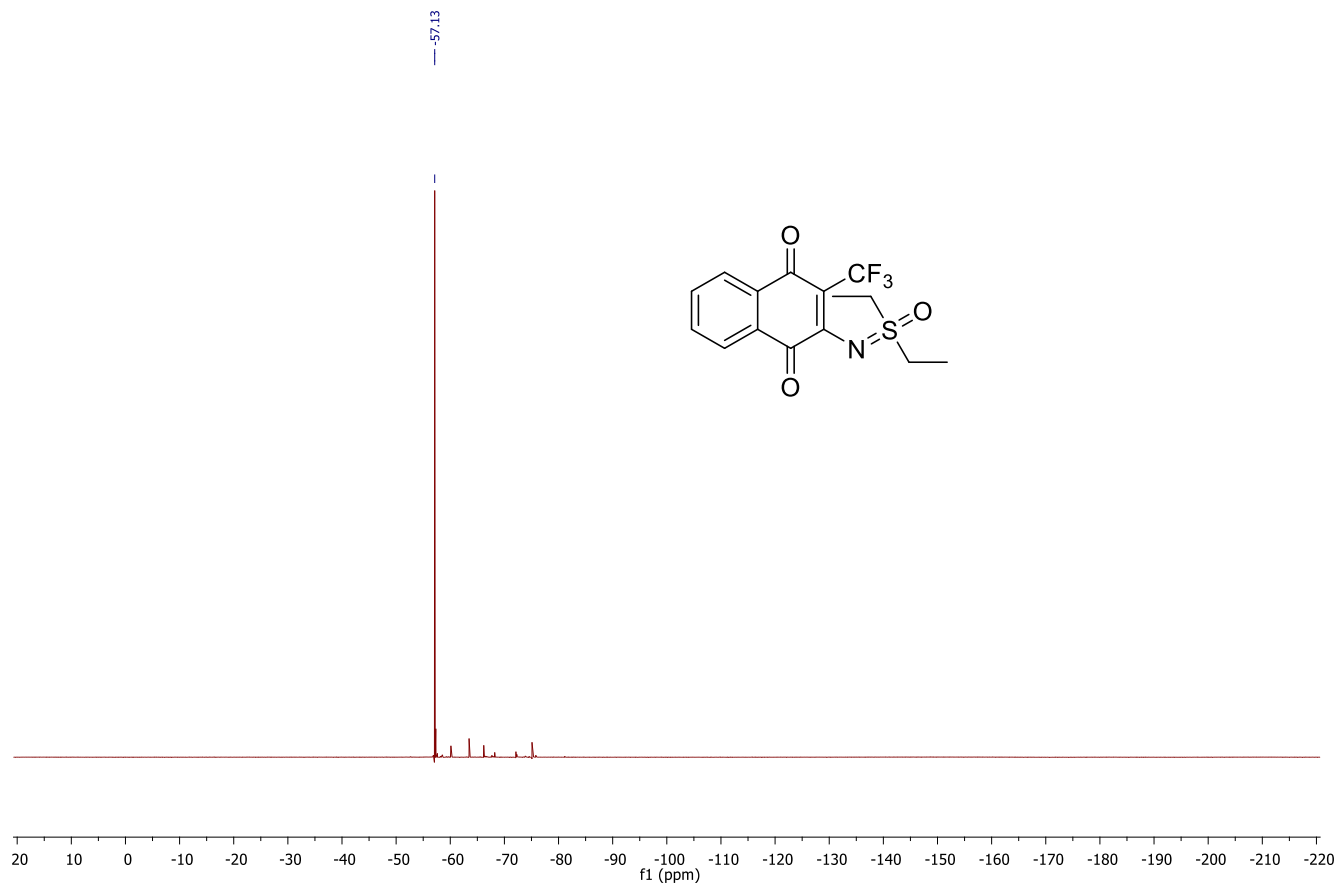
Mass	Calc. Mass	mDa	PPM	DBE	i-FIT	Norm	Conf(%)	Formula
318.0412	318.0412	0.0	0.0	7.5	1113.3	n/a	n/a	C13 H11 N O3 S F3



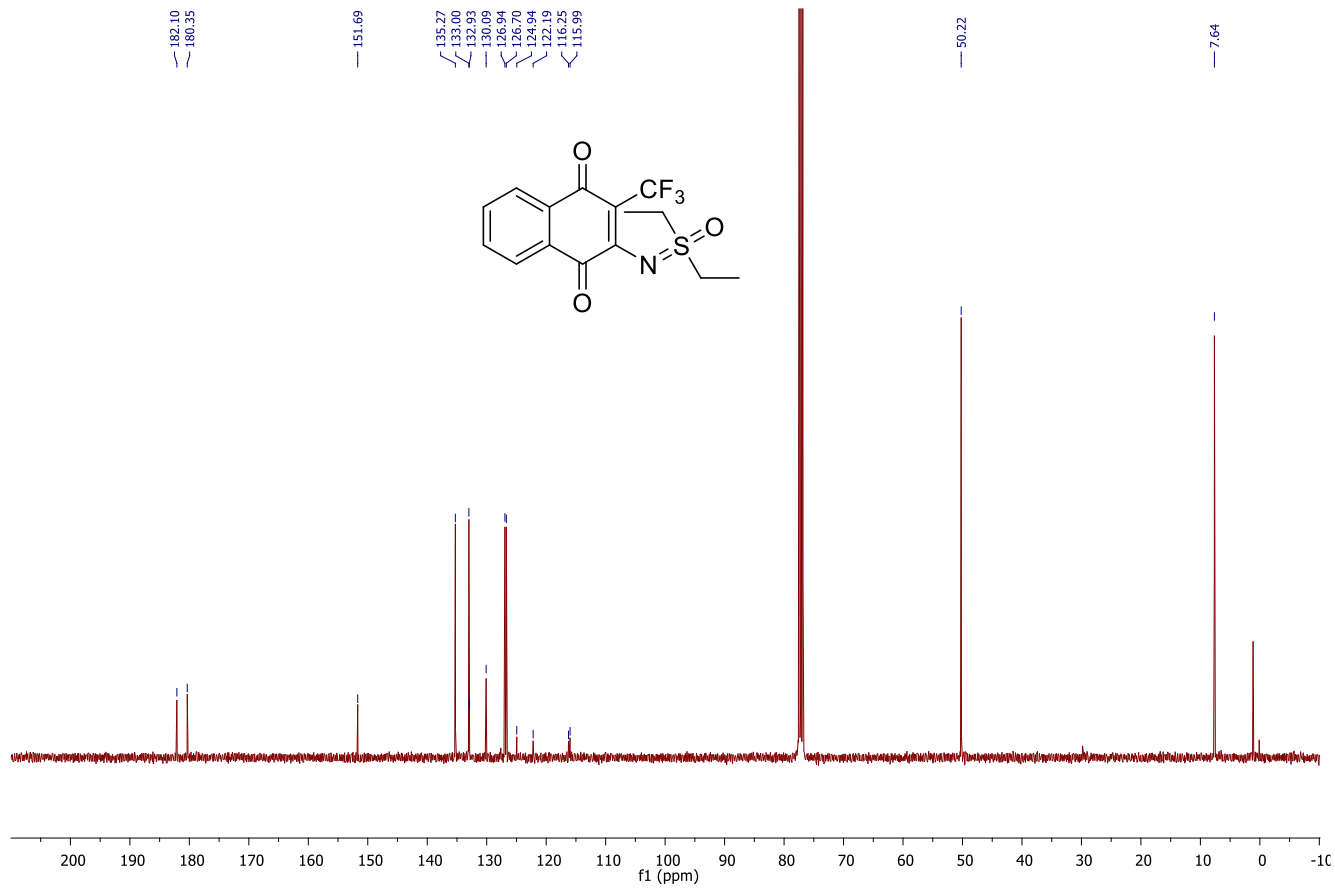
^1H NMR (400 MHz) of 4f in CDCl_3



^{19}F NMR (377 MHz) of 4f in CDCl_3



^{13}C $\{^1\text{H}\}$ NMR (101 MHz) of 4f in CDCl_3



Elemental Composition Report

Single Mass Analysis

Tolerance = 100.0 PPM ./ DBE: min = -1.5, max = 50.0

Element prediction: Off

Number of isotope peaks used for i-FIT = 3

Monoisotopic Mass, Even Electron Ions

65 formula(e) evaluated with 1 results within limits (up to 3 closest results for each mass)

Elements Used:

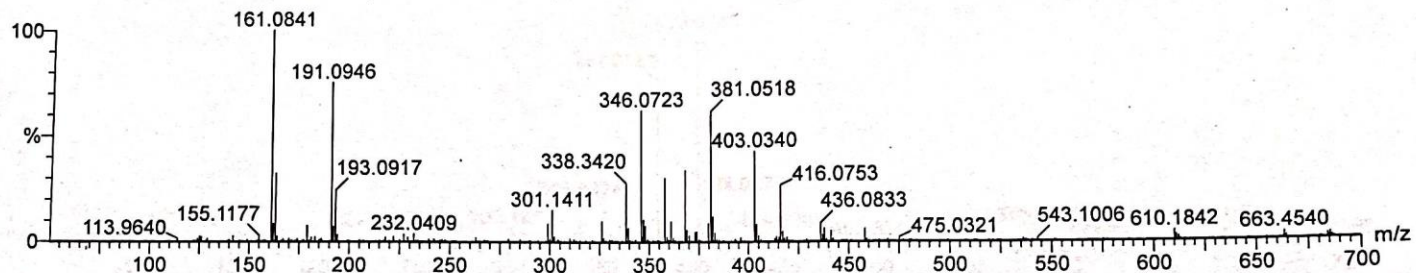
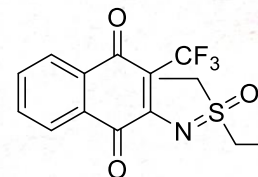
C: 0-15 H: 0-100 N: 0-1 O: 0-3 F: 0-3 S: 0-1

NQS-7-CF3

QMI DIVISION, CSIR-IIIM JAMMU
Xevo G2-XS QTOF YFC2015

150323_08 6 (0.138)

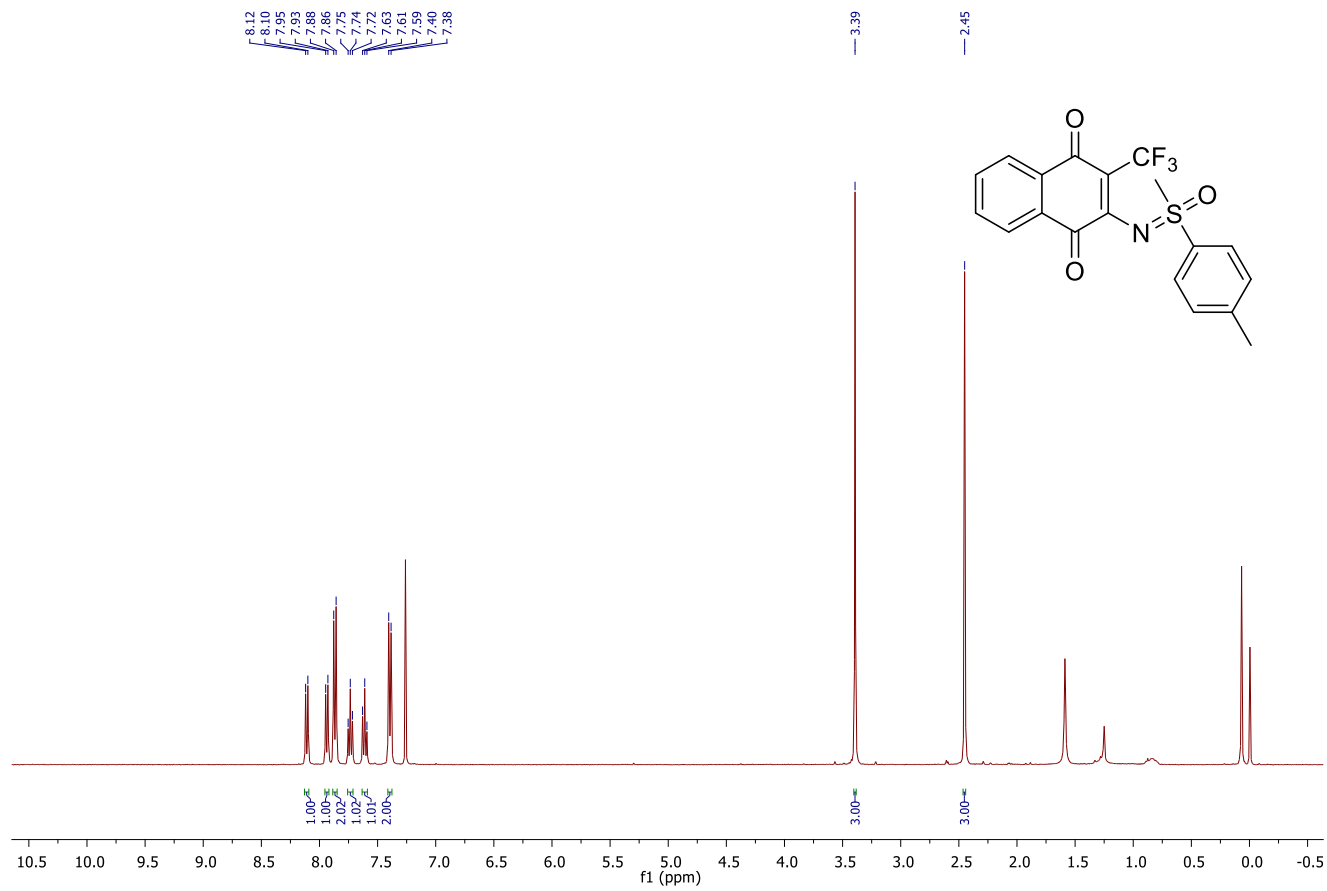
15-Mar-2023
12:39:59
1: TOF MS ES+
7.26e+006



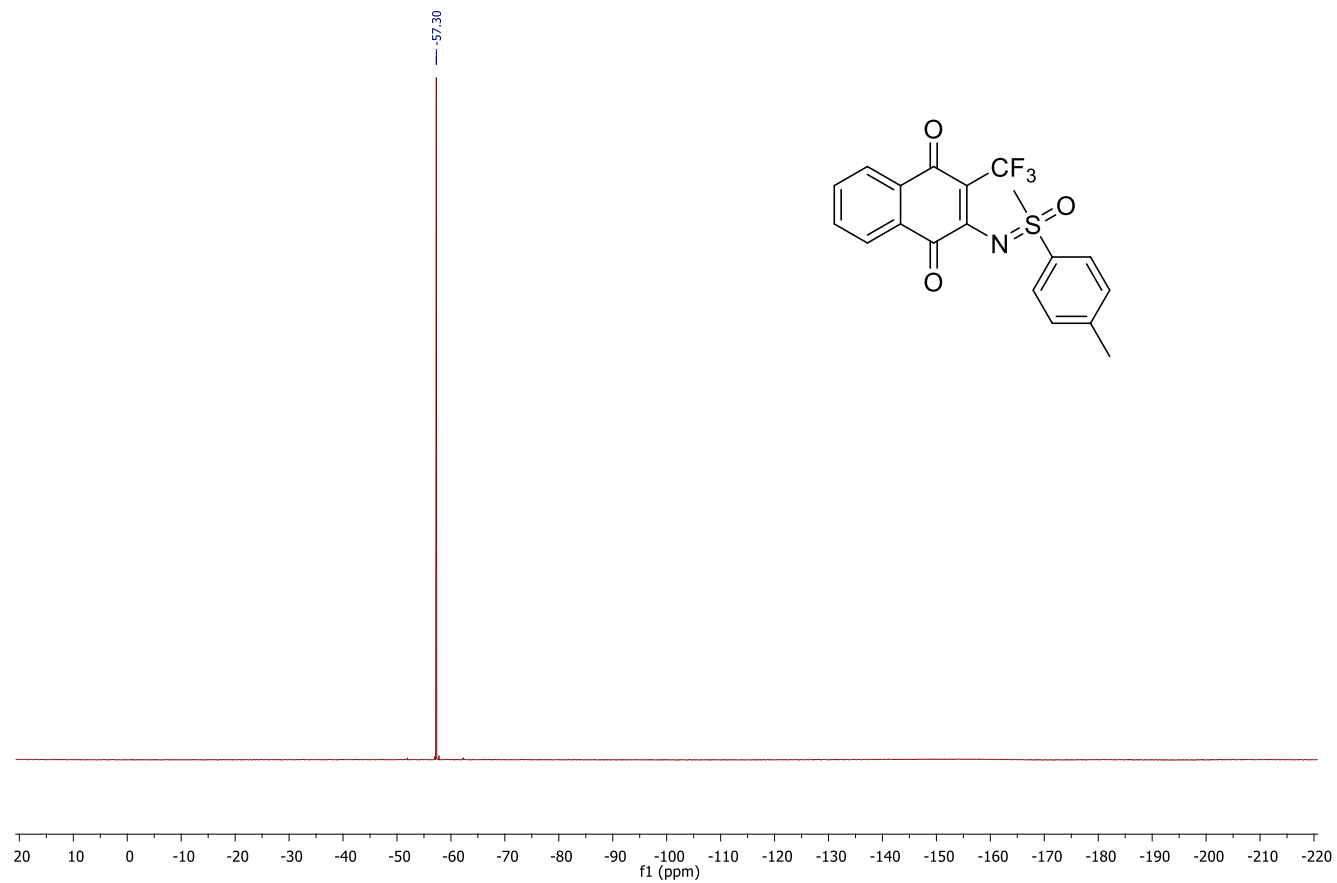
Minimum: -1.5
Maximum: 2.0 100.0 50.0

Mass	Calc. Mass	mDa	PPM	DBE	i-FIT	Norm	Conf (%)	Formula
346.0723	346.0725	-0.2	-0.6	7.5	1166.6	n/a	n/a	C15 H15 N O3 F3 S

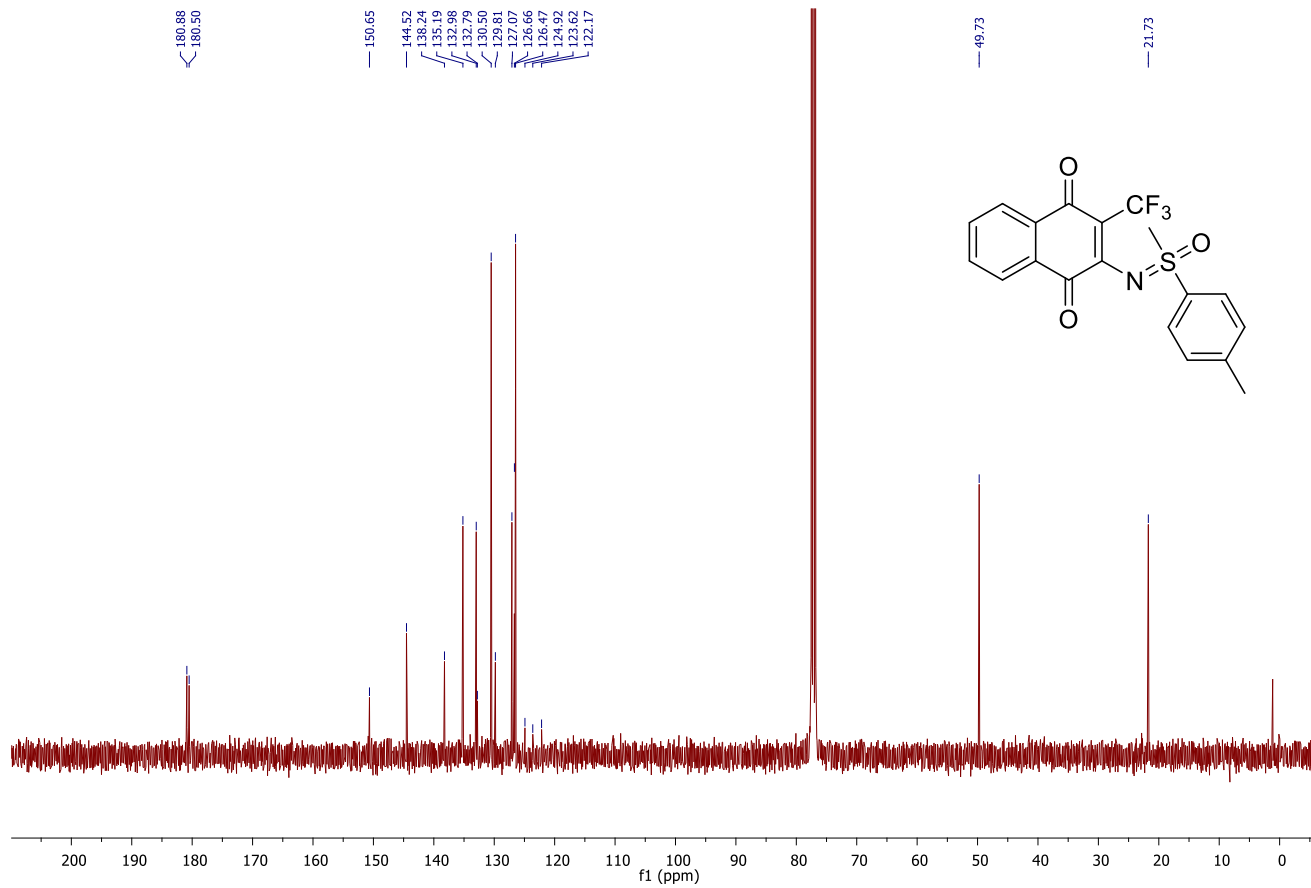
^1H NMR (400 MHz) of 4g in CDCl_3



^{19}F NMR (377 MHz) of 4g in CDCl_3



^{13}C $\{^1\text{H}\}$ NMR (101 MHz) of 4g in CDCl_3



HRMS of 4g

Elemental Composition Report

Page 1

Single Mass Analysis

Tolerance = 50.0 PPM / DBE: min = -1.5, max = 50.0

Element prediction: Off

Number of isotope peaks used for i-FIT = 4

Monoisotopic Mass, Even Electron Ions

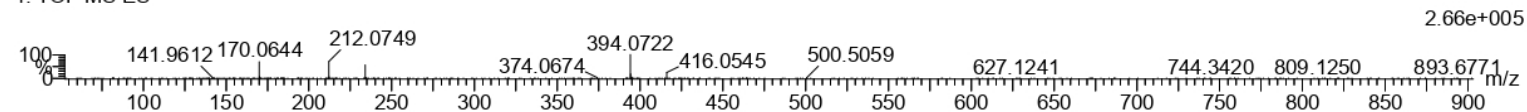
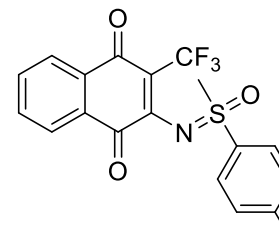
69 formula(e) evaluated with 1 results within limits (all results (up to 1000) for each mass)

Elements Used:

C: 0-19 H: 0-100 N: 0-1 O: 0-3 F: 0-3 S: 0-1

280623_05 17 (0.363)

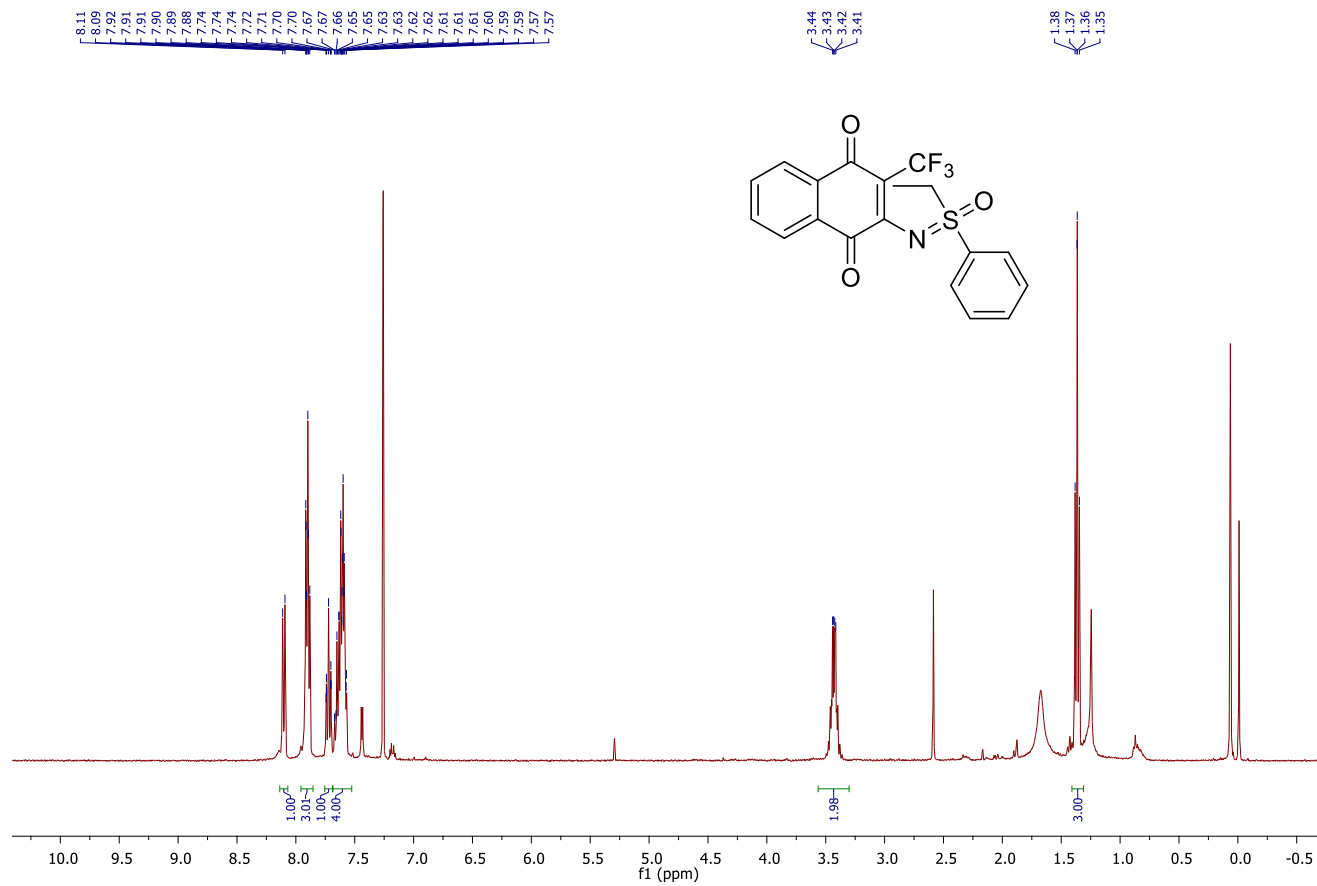
1: TOF MS ES+



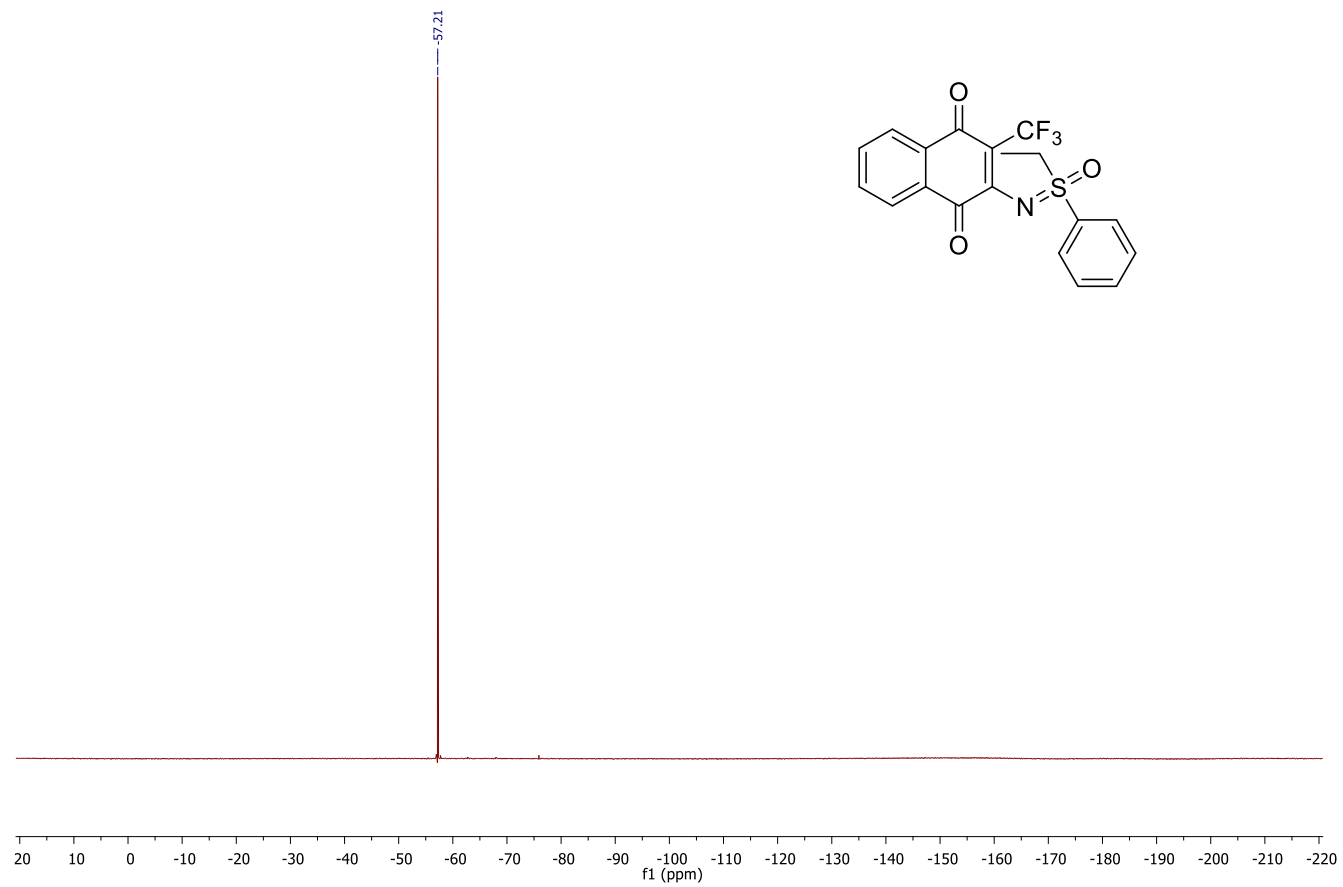
Minimum: -1.5
Maximum: 5.0 50.0 50.0

Mass	Calc. Mass	mDa	PPM	DBE	i-FIT	Norm	Conf (%)	Formula
394.0722	394.0725	-0.3	-0.8	11.5	107.5	n/a	n/a	C19 H15 N O3 F3 S

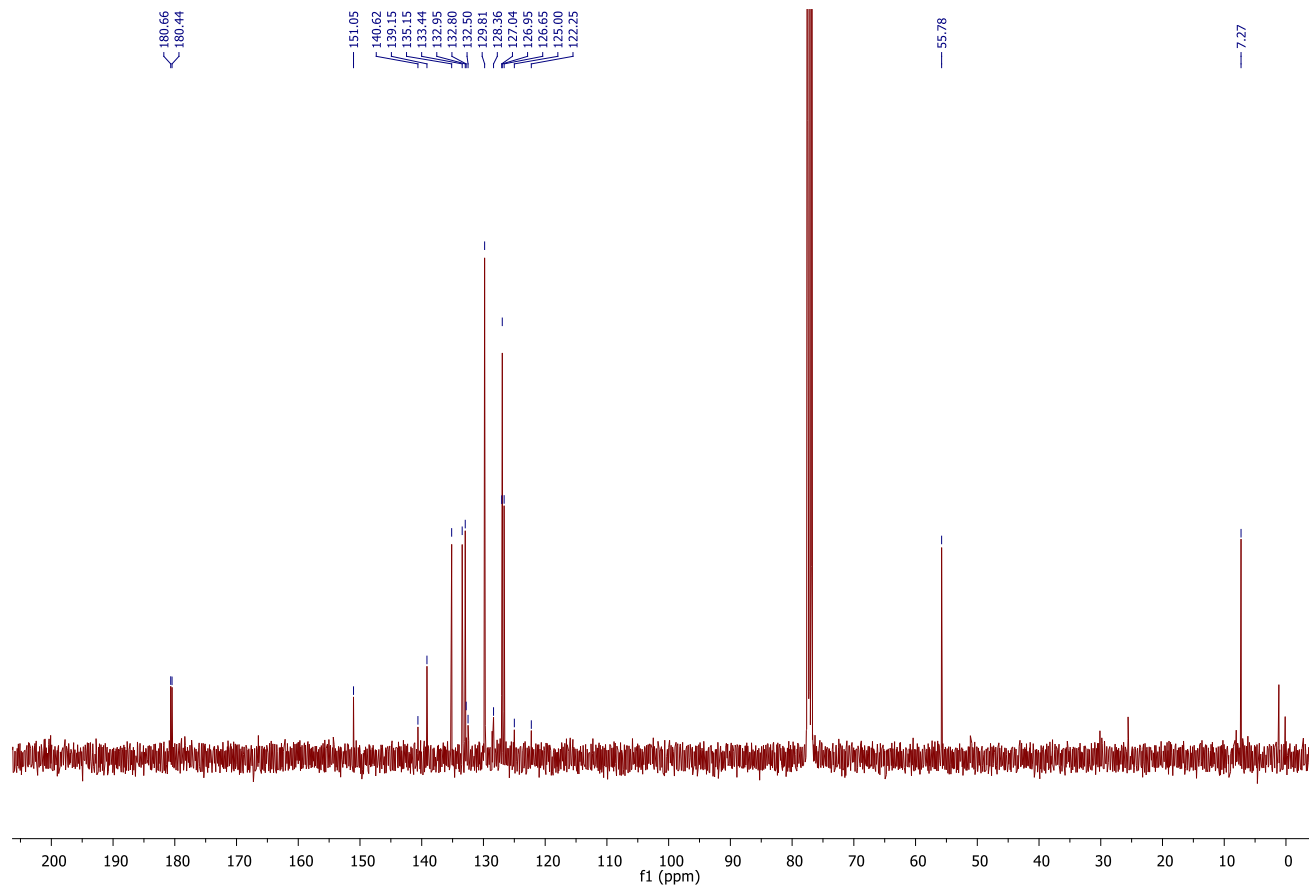
^1H NMR (400 MHz) of 4h in CDCl_3



^{19}F NMR (377 MHz) of 4h in CDCl_3



^{13}C $\{^1\text{H}\}$ NMR (101 MHz) of 4h in CDCl_3



HRMS of 4h

Elemental Composition Report

Page 1

Single Mass Analysis

Tolerance = 100.0 PPM / DBE: min = -1.5, max = 50.0

Element prediction: Off

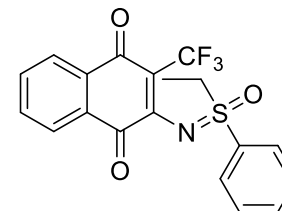
Number of isotope peaks used for i-FIT = 3

Monoisotopic Mass, Even Electron Ions

69 formula(e) evaluated with 1 results within limits (up to 3 closest results for each mass)

Elements Used:

C: 0-19 H: 0-100 N: 0-1 O: 0-3 S: 0-1 F: 0-3



NQS-10-CF3

QMI DIVISION, CSIR-IIIM JAMMU
Xevo G2-XS QTOF YFC2015

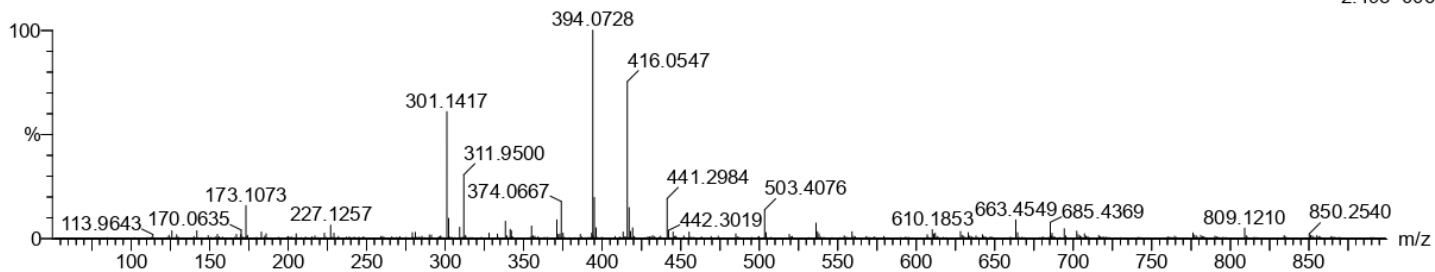
28-Mar-2023

12:40:06

280323_13 6 (0.138)

1: TOF MS ES+

2.49e+006

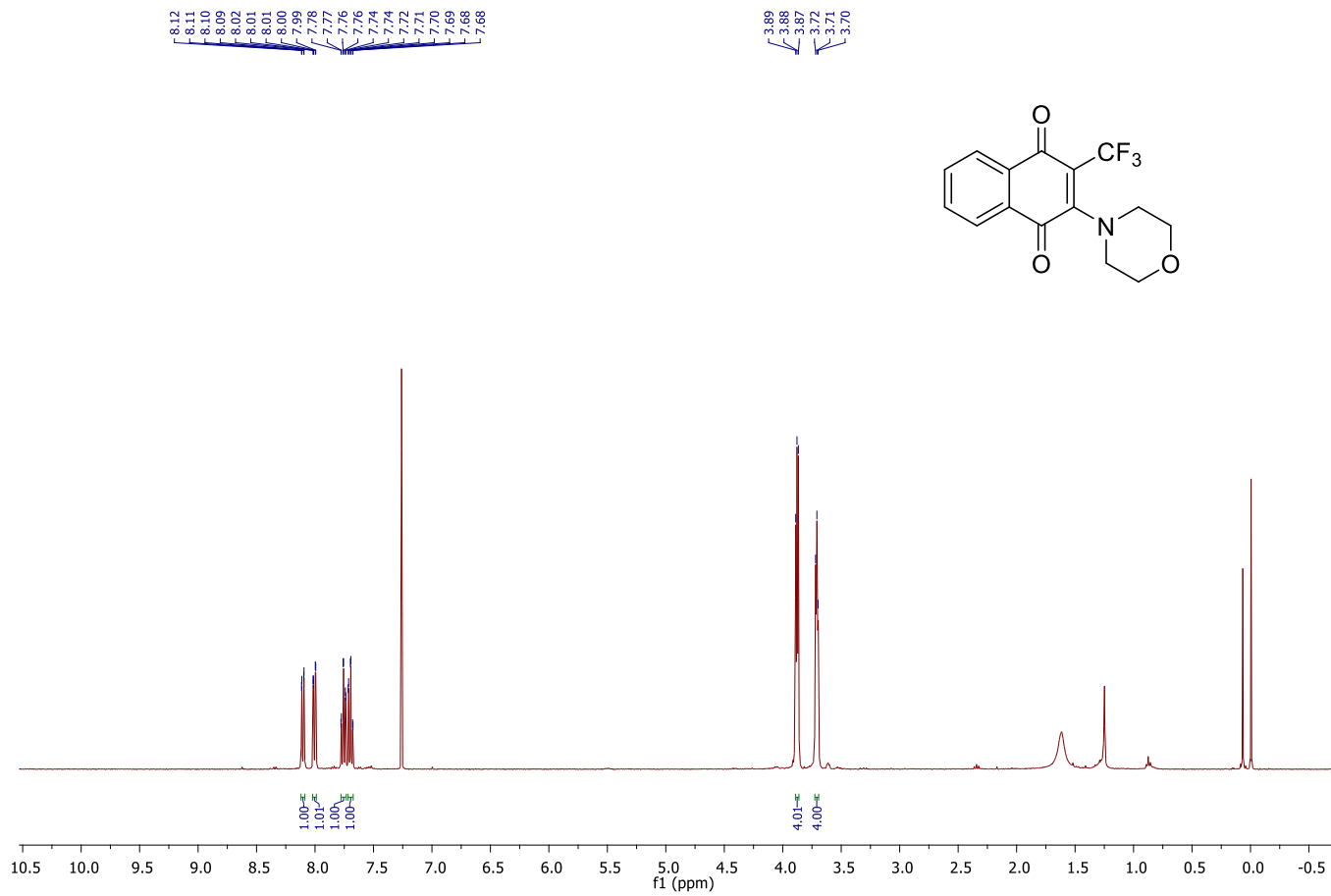


Minimum: -1.5

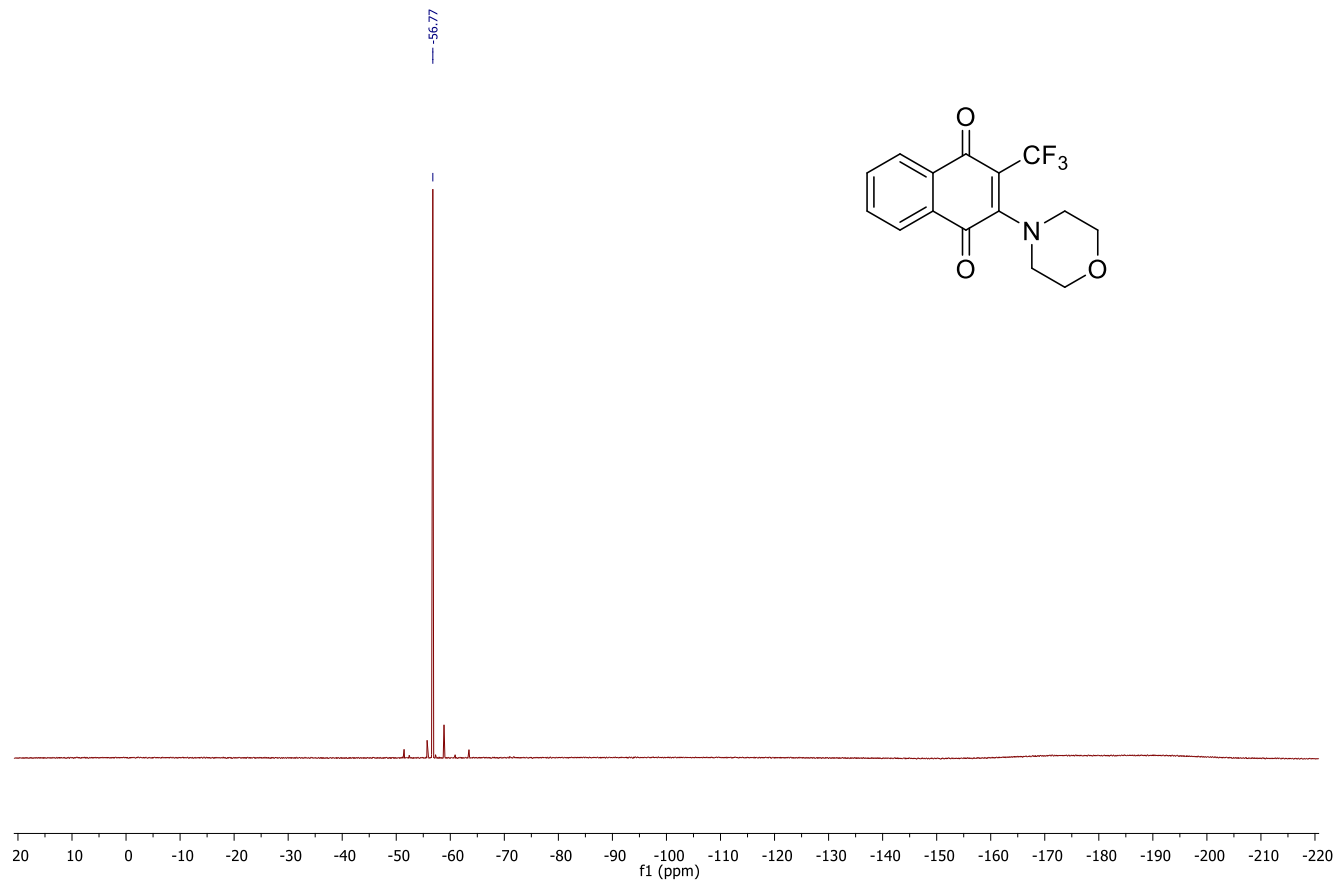
Maximum: 2.0 100.0 50.0

Mass	Calc. Mass	mDa	PPM	DBE	i-FIT	Norm	Conf(%)	Formula
394.0728	394.0725	0.3	0.8	11.5	894.9	n/a	n/a	C19 H15 N O3 S F3

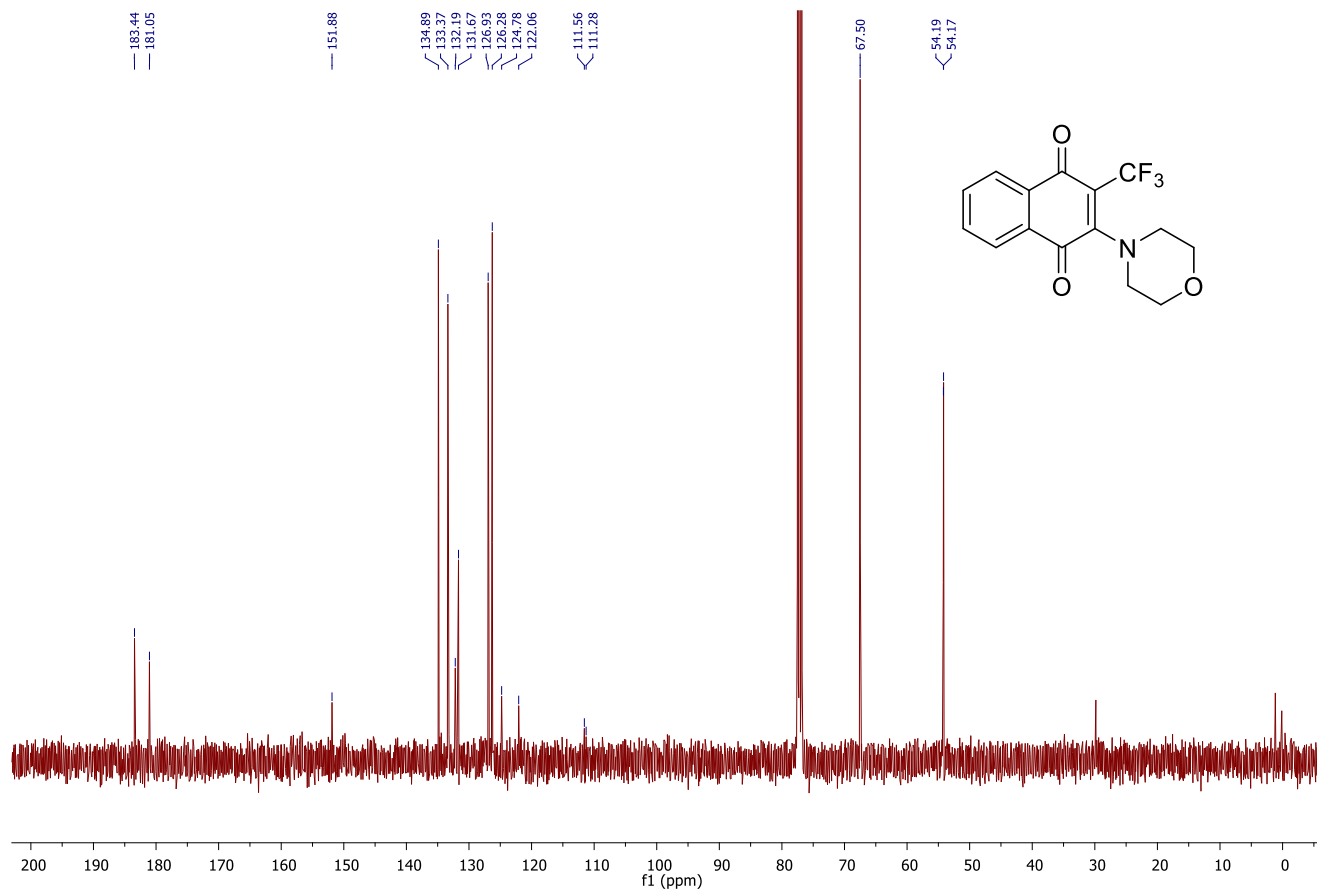
^1H NMR (400 MHz) of 4i in CDCl_3



^{19}F NMR (377 MHz) of 4i in CDCl_3



^{13}C $\{^1\text{H}\}$ NMR (101 MHz) of 4i in CDCl_3



HRMS of 4i

Elemental Composition Report

Page 1

Single Mass Analysis

Tolerance = 100.0 PPM / DBE: min = -1.5, max = 50.0

Element prediction: Off

Number of isotope peaks used for i-FIT = 3

Monoisotopic Mass, Even Electron Ions

33 formula(e) evaluated with 1 results within limits (up to 3 closest results for each mass)

Elements Used:

C: 0-15 H: 0-100 N: 0-1 O: 0-3 F: 0-3

NQA-1-CF₃

QMI DIVISION, CSIR-IIIM JAMMU
Xevo G2-XS QTOF YFC2015

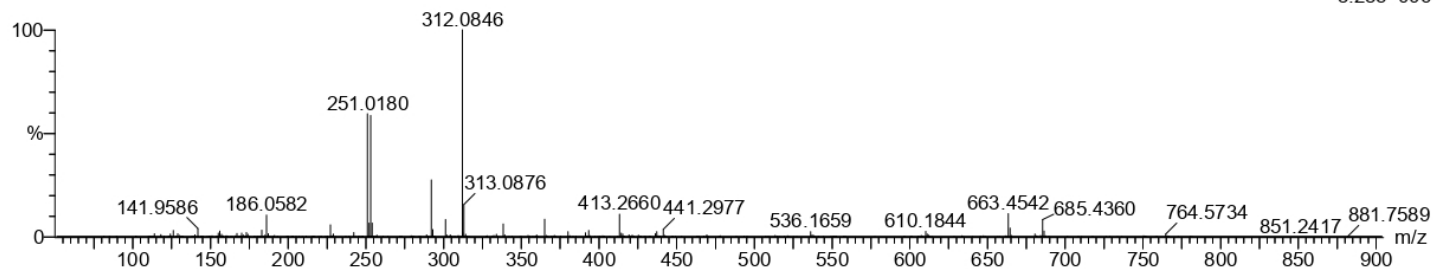
28-Mar-2023

12:32:14

1: TOF MS ES+

3.28e+006

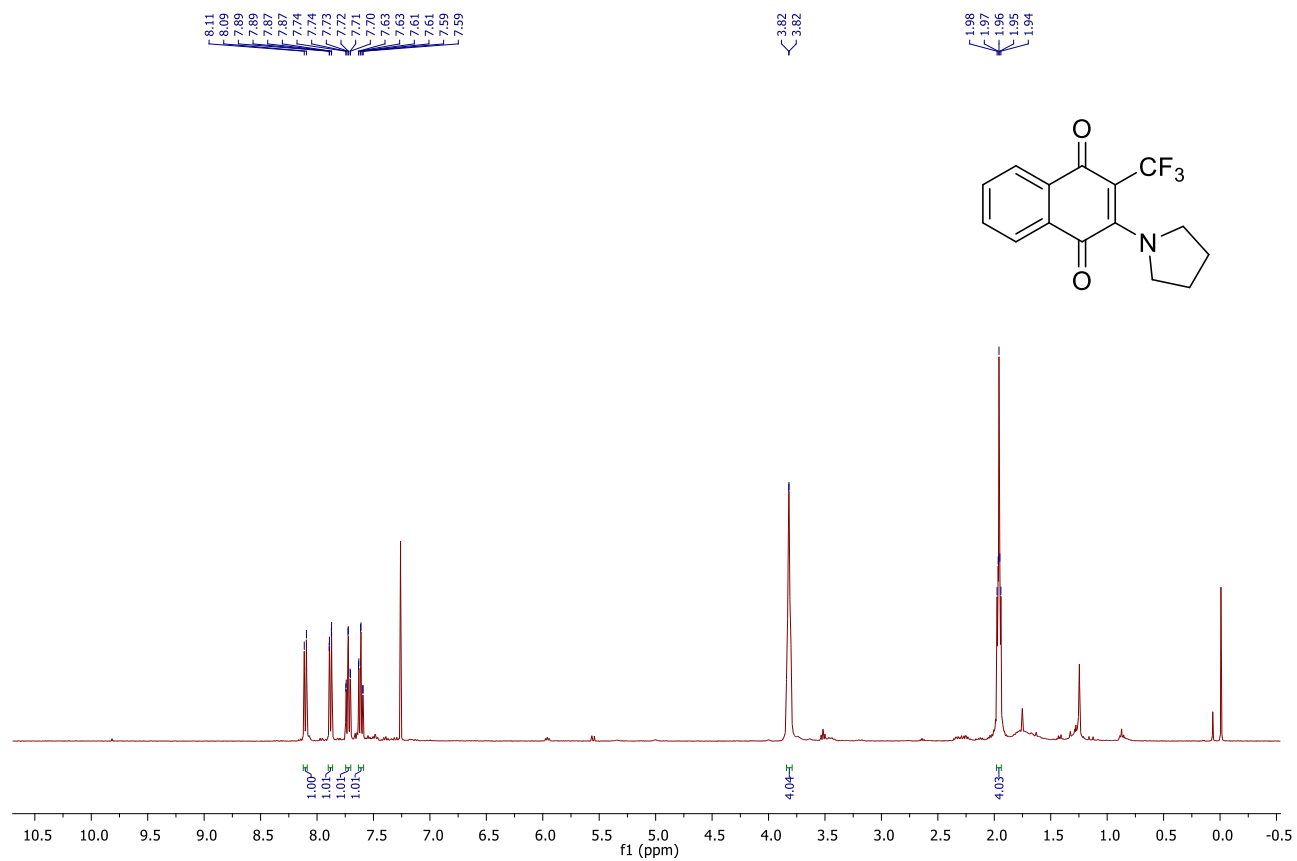
280323_10 6 (0.138)



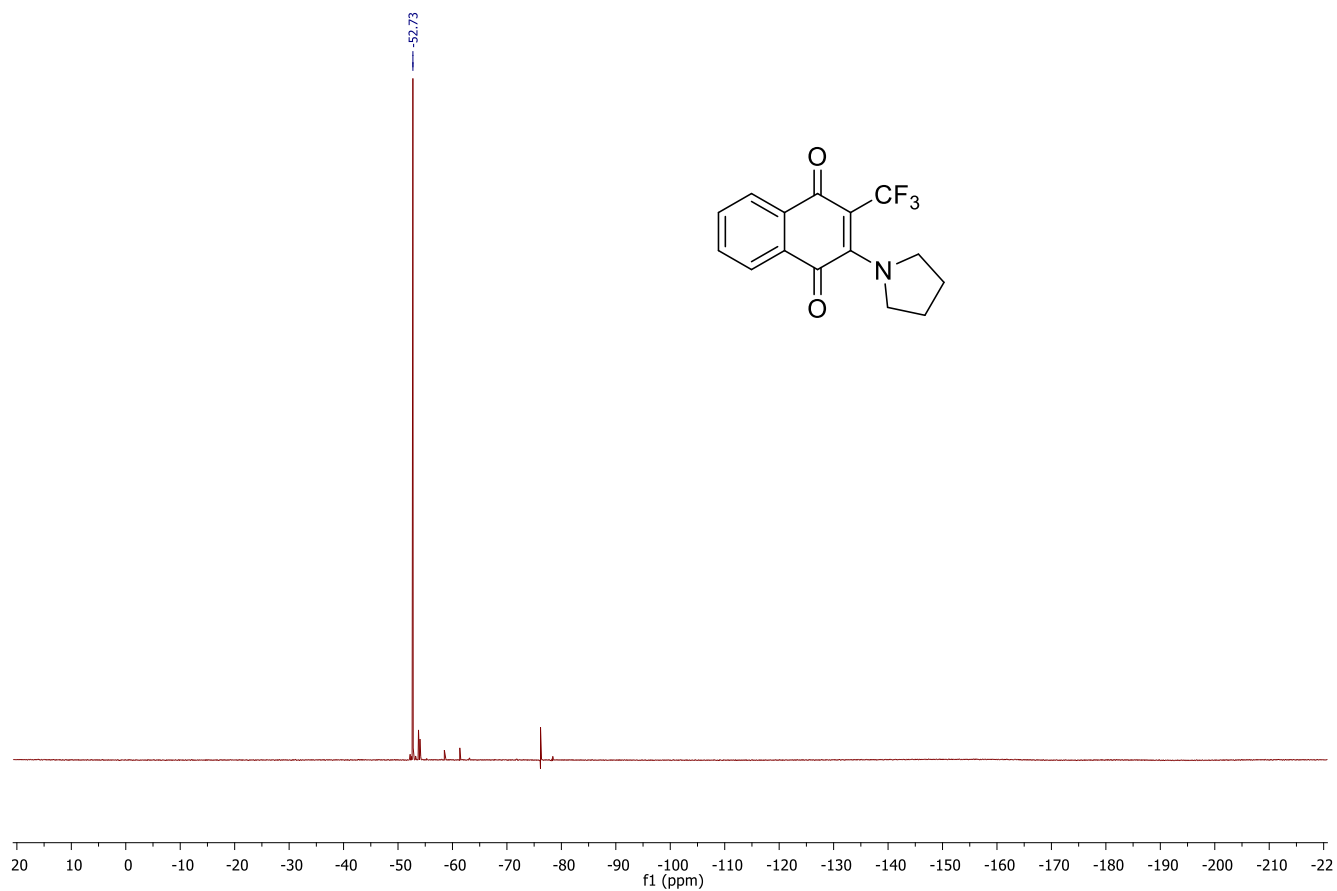
Minimum: -1.5
Maximum: 2.0 100.0 50.0

Mass	Calc. Mass	mDa	PPM	DBE	i-FIT	Norm	Conf(%)	Formula
312.0846	312.0848	-0.2	-0.6	8.5	1004.4	n/a	n/a	C15 H13 N O3 F3

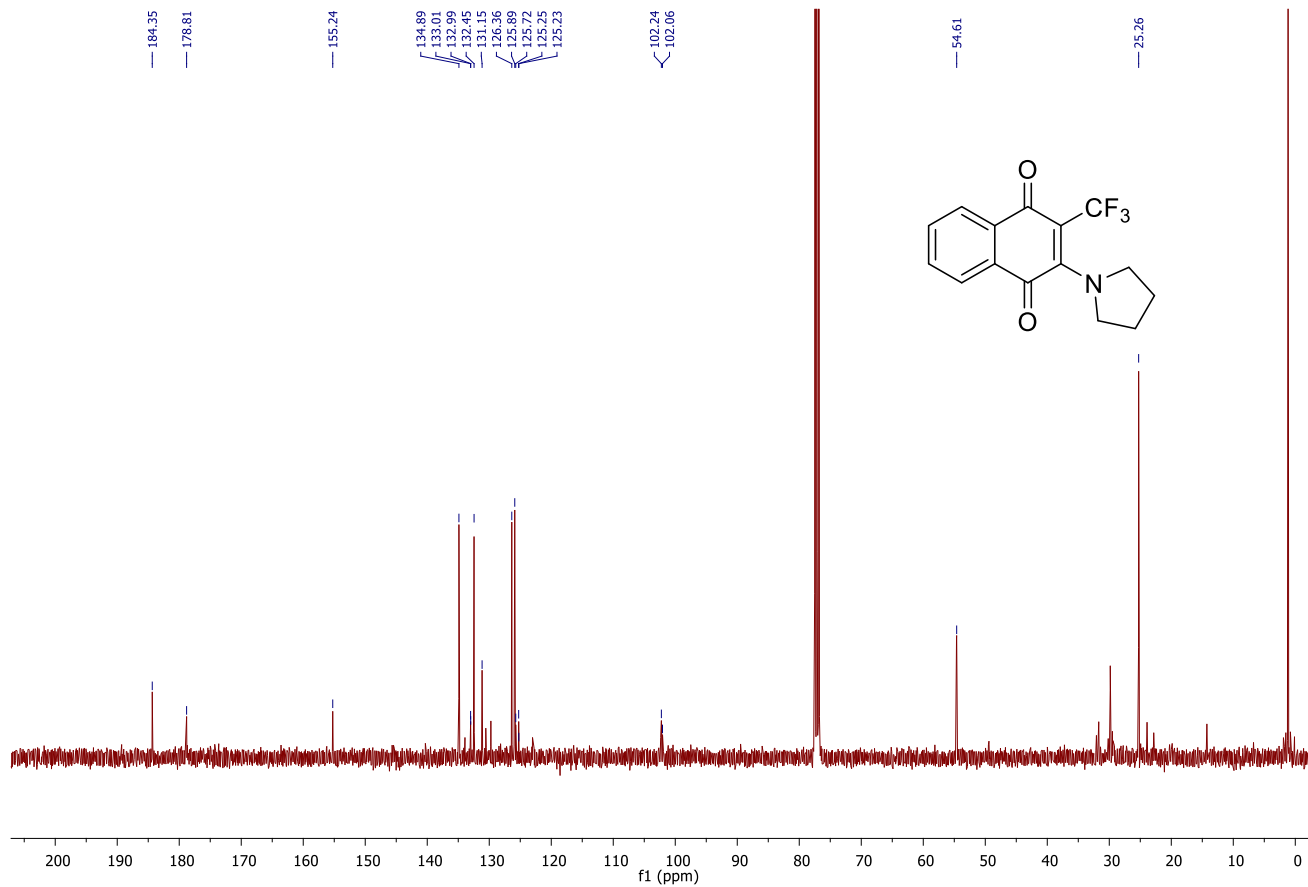
^1H NMR (400 MHz) of 4j in CDCl_3



^{19}F NMR (377 MHz) of 4j in CDCl_3



^{13}C $\{^1\text{H}\}$ NMR (101 MHz) of 4j in CDCl_3



HRMS of 4j

Elemental Composition Report

Page 1

Single Mass Analysis

Tolerance = 50.0 PPM / DBE: min = -1.5, max = 50.0

Element prediction: Off

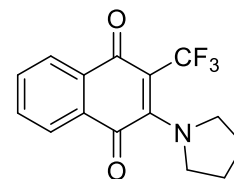
Number of isotope peaks used for i-FIT = 3

Monoisotopic Mass, Even Electron Ions

25 formula(e) evaluated with 1 results within limits (up to 3 closest results for each mass)

Elements Used:

C: 0-15 H: 0-100 N: 0-1 O: 0-2 F: 0-3



NQA-PYRRP-CF3

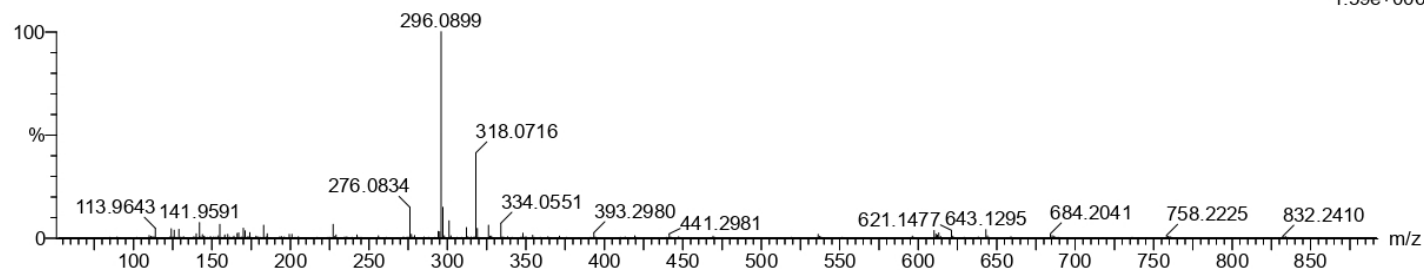
QMI DIVISION, CSIR-IIIM JAMMU
Xevo G2-XS QTOF YFC2015

12-Jul-2023

11:54:48

120723_05 10 (0.225)

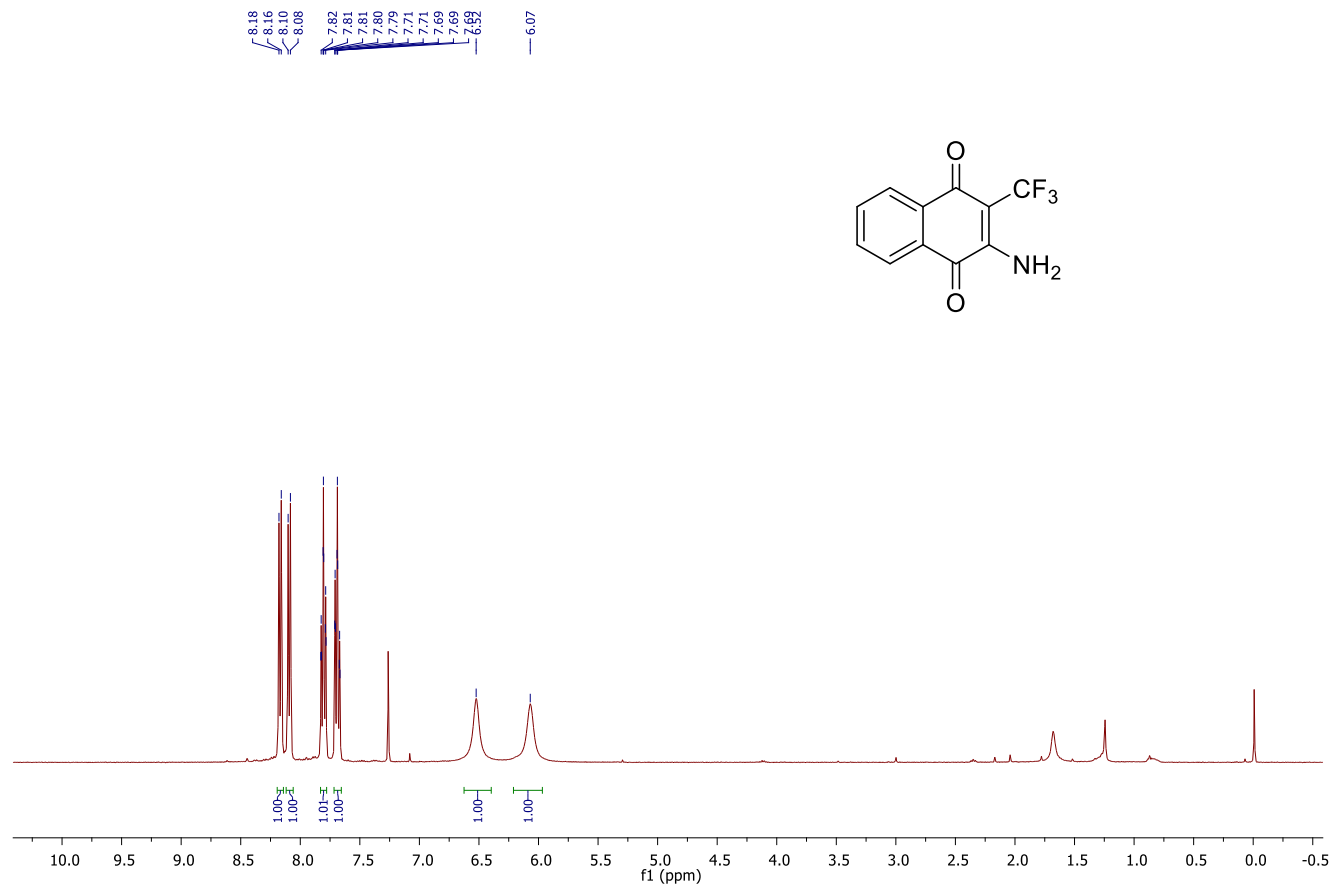
1: TOF MS ES+
1.59e+006



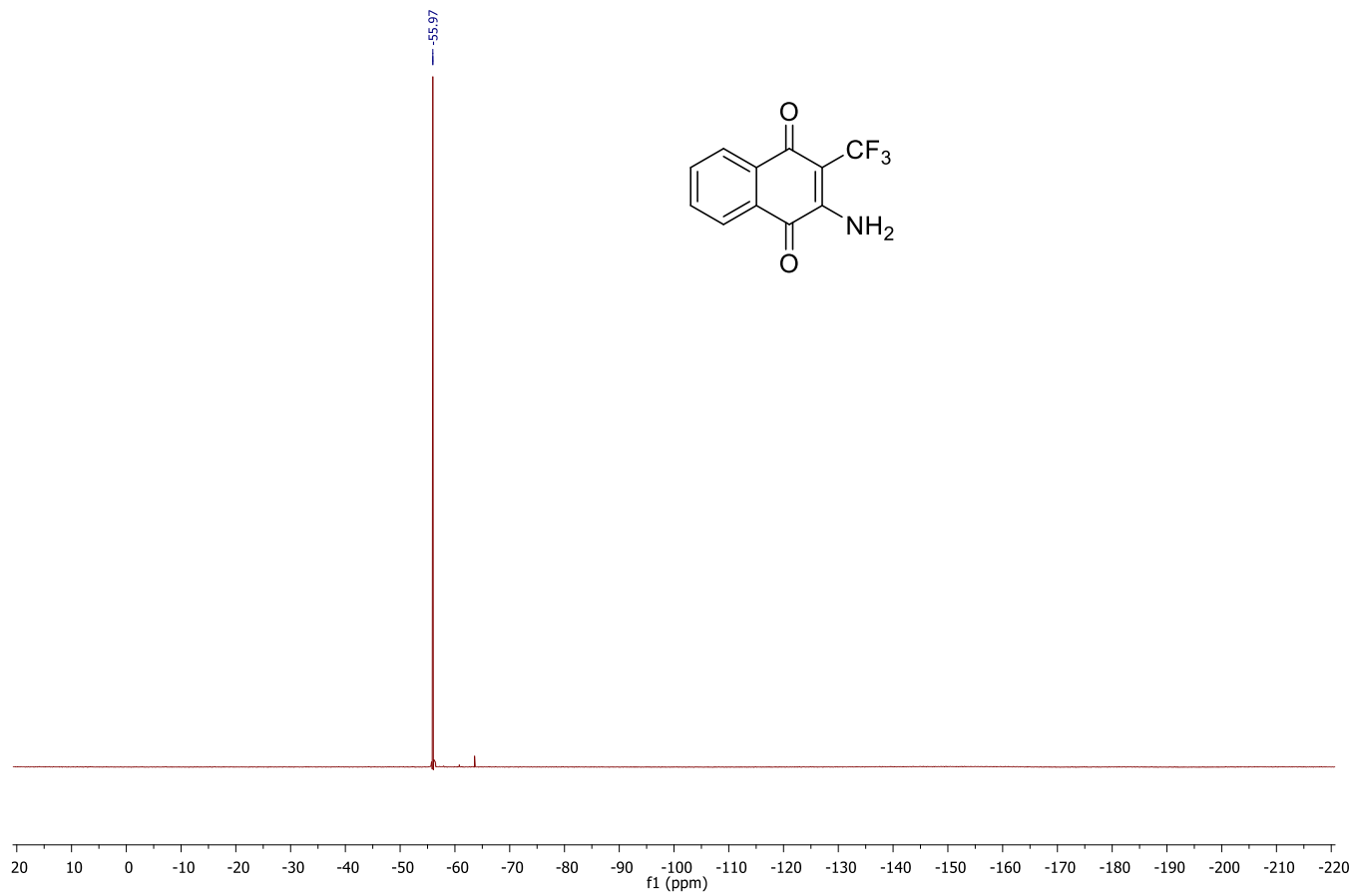
Minimum: -1.5
Maximum: 2.0 50.0 50.0

Mass	Calc. Mass	mDa	PPM	DBE	i-FIT	Norm	Conf(%)	Formula
296.0899	296.0898	0.1	0.3	8.5	869.3	n/a	n/a	C15 H13 N O2 F3

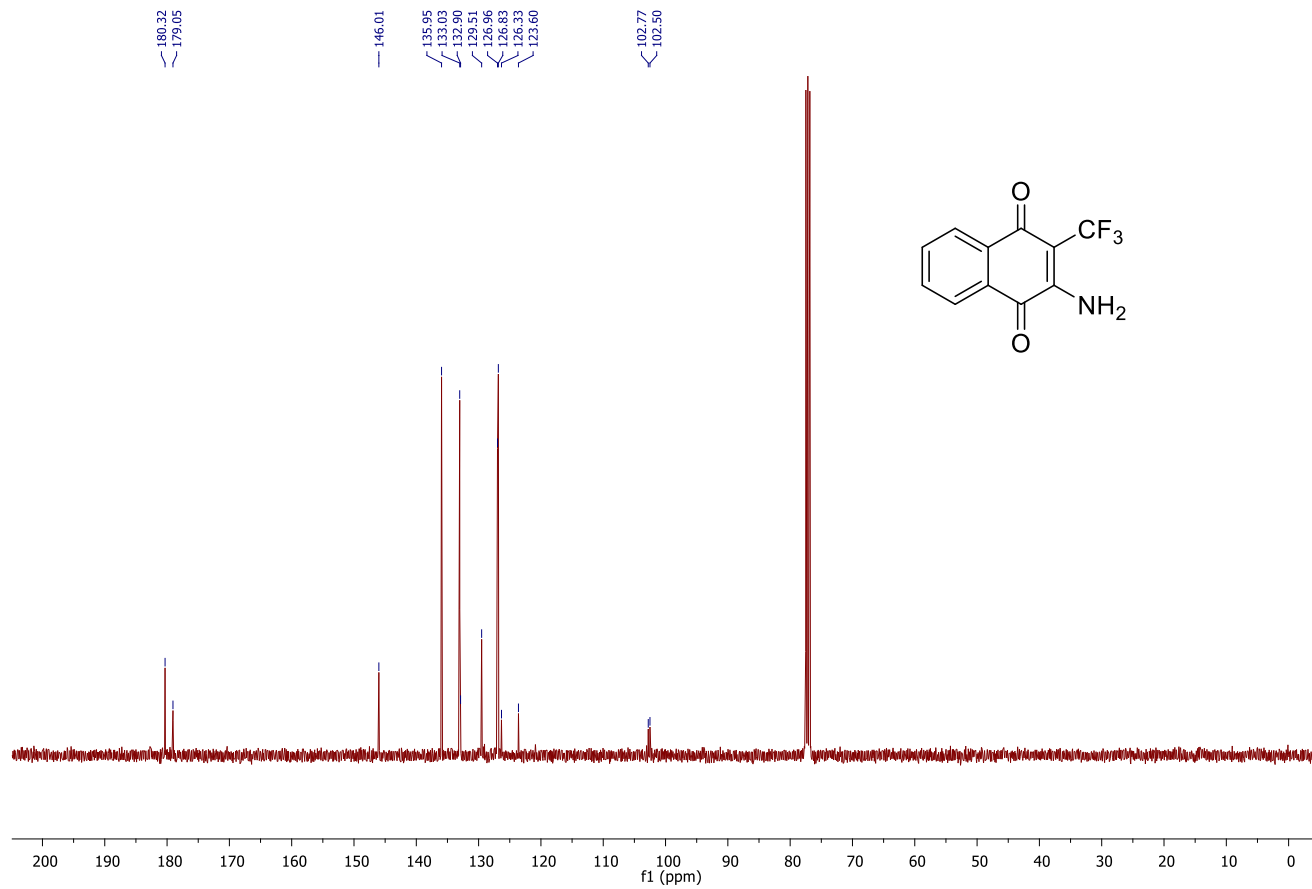
^1H NMR (400 MHz) of 4k in CDCl_3



^{19}F NMR (377 MHz) of 4k in CDCl_3



^{13}C $\{^1\text{H}\}$ NMR (101 MHz) of 4k in CDCl_3



Elemental Composition Report

Single Mass Analysis

Tolerance = 100.0 PPM / DBE: min = -1.5, max = 50.0

Element prediction: Off

Number of isotope peaks used for i-FIT = 3

Monoisotopic Mass, Even Electron Ions

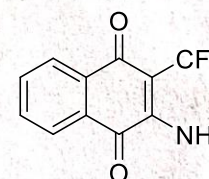
25 formula(e) evaluated with 1 results within limits (up to 3 closest results for each mass)

Elements Used:

C: 0-11 H: 0-100 N: 0-1 O: 0-2 F: 0-3

NQ-NH2-CF3

QMI DIVISION, CSIR-IIIM JAMMU
Xevo G2-XS QTOF YFC2015



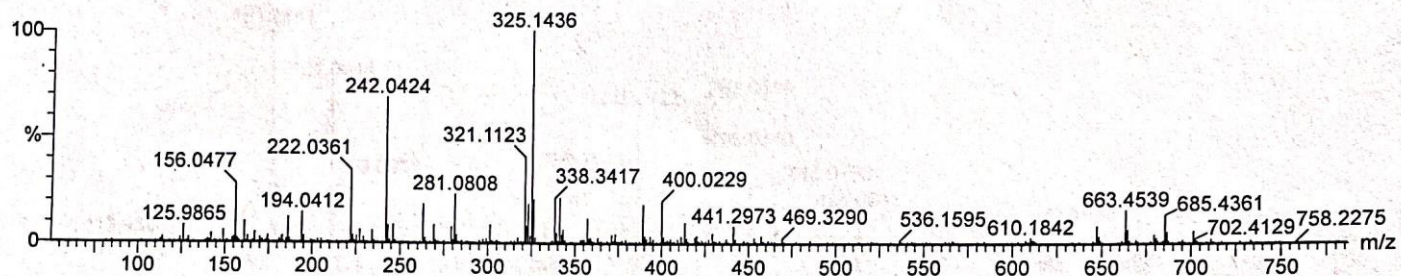
15-Mar-2023

12:34:41

1: TOF MS ES+

4.12e+006

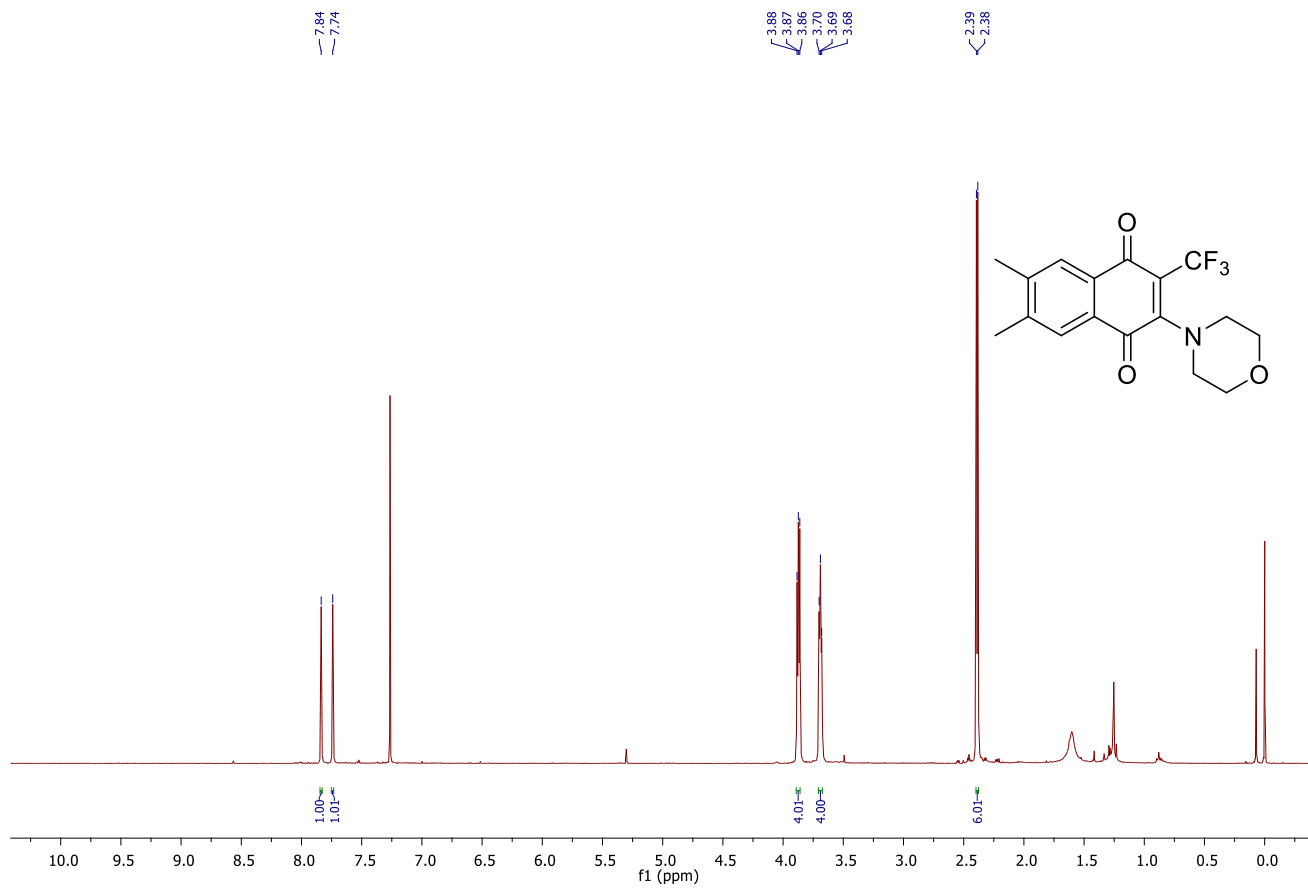
150323_06 7 (0.155)



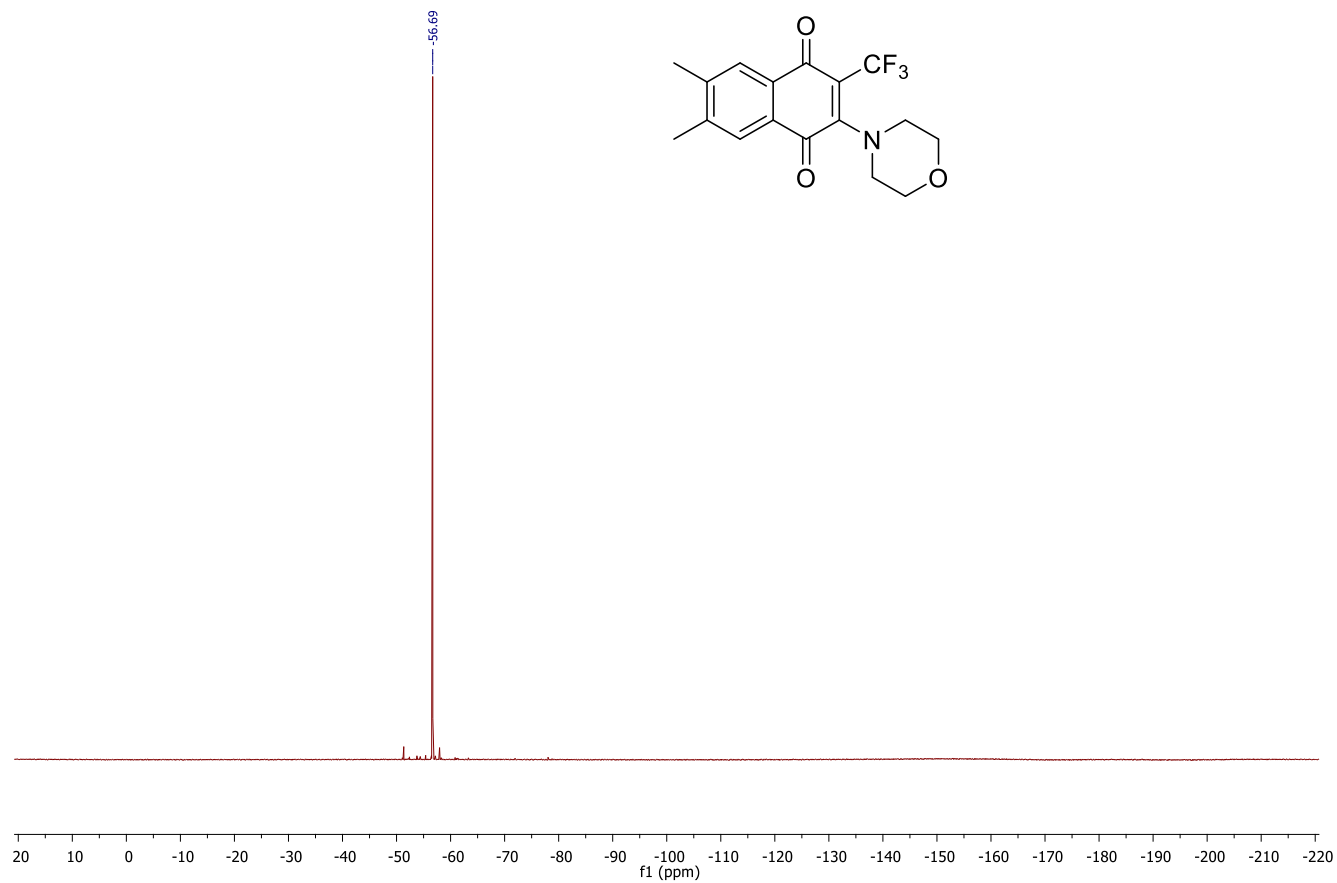
Minimum: -1.5
Maximum: 2.0 100.0 50.0

Mass	Calc. Mass	mDa	PPM	DBE	i-FIT	Norm	Conf(%)	Formula
242.0424	242.0429	-0.5	-2.1	7.5	1391.6	n/a	n/a	C11 H7 N O2 F3

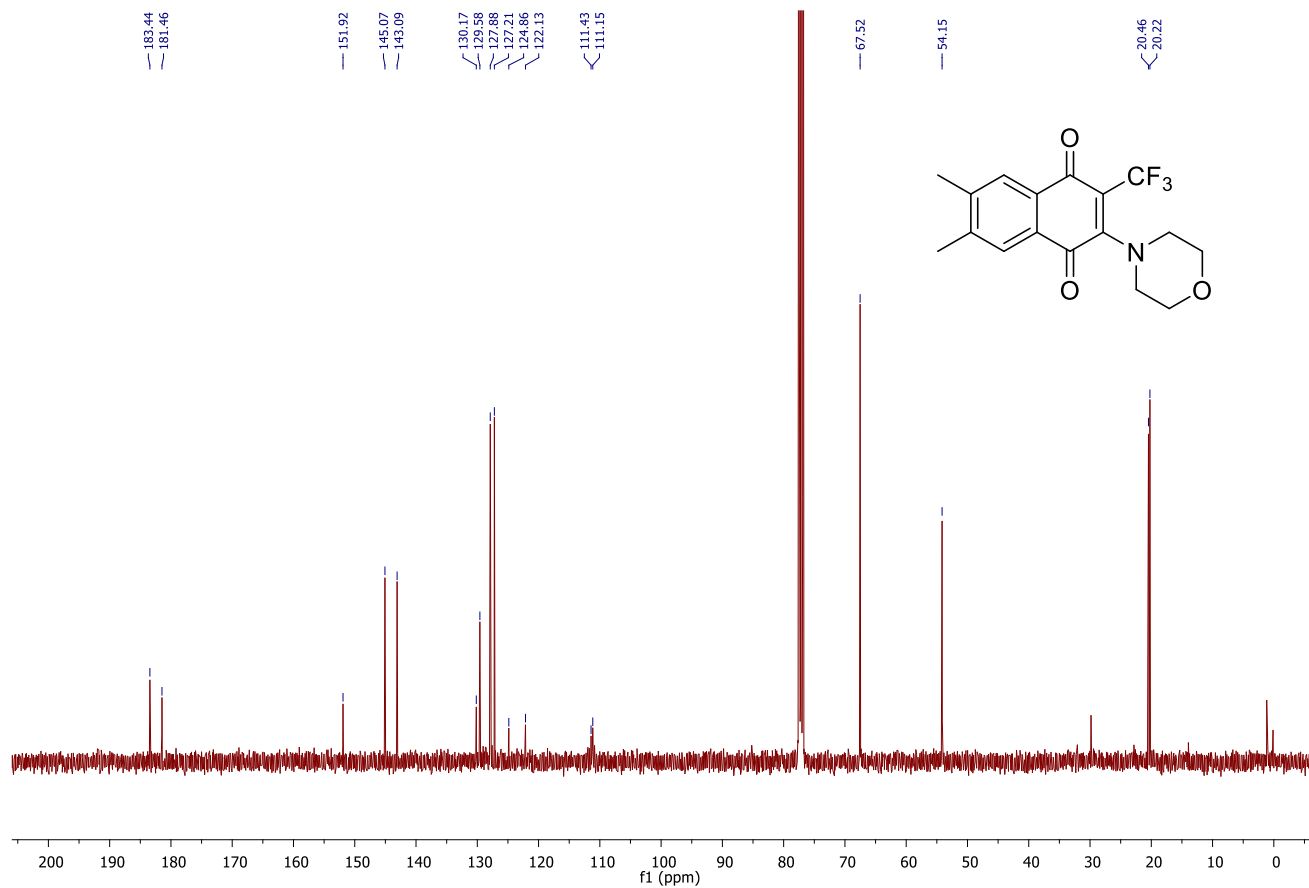
^1H NMR (400 MHz) of 4l in CDCl_3



^{19}F NMR (377 MHz) of 4l in CDCl_3



^{13}C $\{^1\text{H}\}$ NMR (101 MHz) of 4l in CDCl_3



HRMS of 4l

Elemental Composition Report

Single Mass Analysis

Tolerance = 100.0 PPM / DBE: min = -1.5, max = 50.0

Element prediction: Off

Number of isotope peaks used for i-FIT = 3

Monoisotopic Mass, Even Electron Ions

33 formula(e) evaluated with 1 results within limits (up to 3 closest results for each mass)

Elements Used:

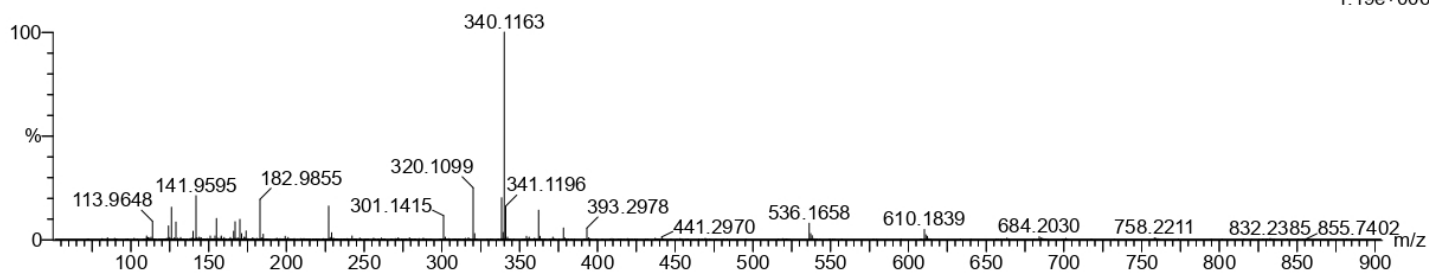
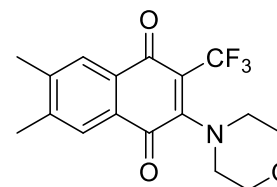
C: 0-17 H: 0-100 N: 0-1 O: 0-3 F: 0-3

NQDMA-1-CF3

060423_11 8 (0.172)

QMI DIVISION, CSIR-IIIM JAMMU
Xevo G2-XS QTOF YFC2015

Page 1

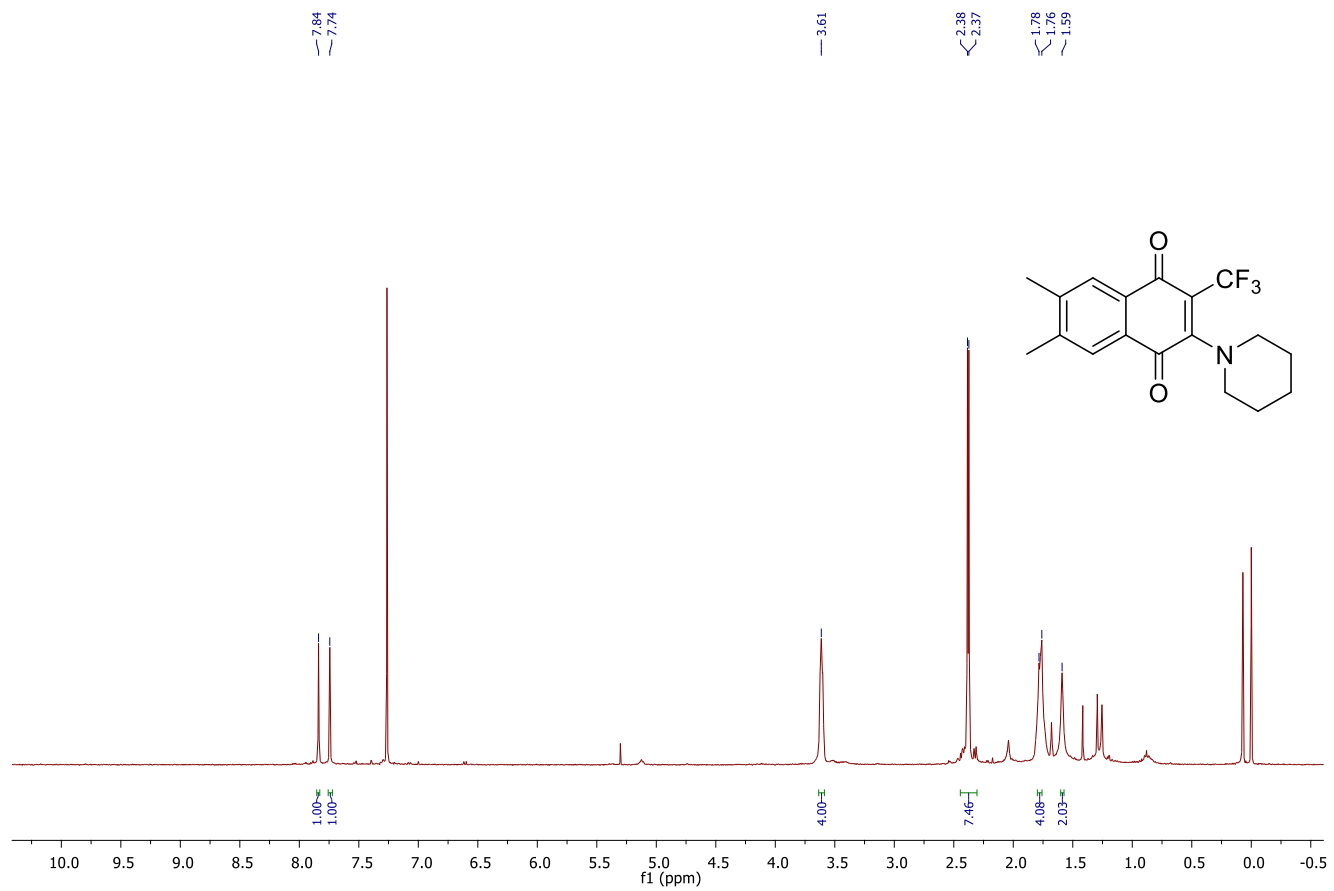


Minimum: -1.5
Maximum: 2.0 100.0 50.0

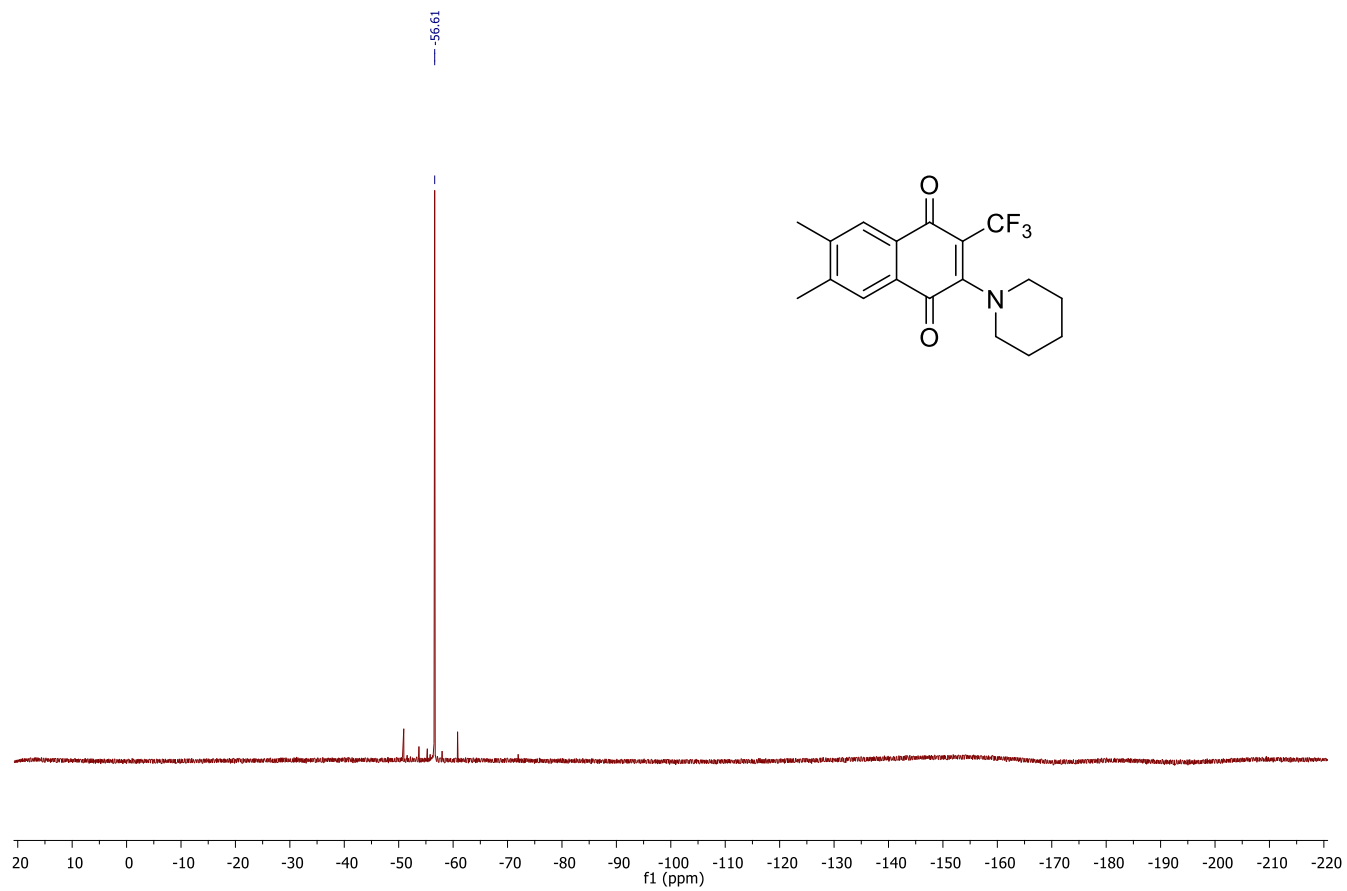
Mass	Calc. Mass	mDa	PPM	DBE	i-FIT	Norm	Conf(%)	Formula
340.1163	340.1161	0.2	0.6	8.5	838.3	n/a	n/a	C17 H17 N O3 F3

06-Apr-2023
12:13:13
1: TOF MS ES+
1.19e+006

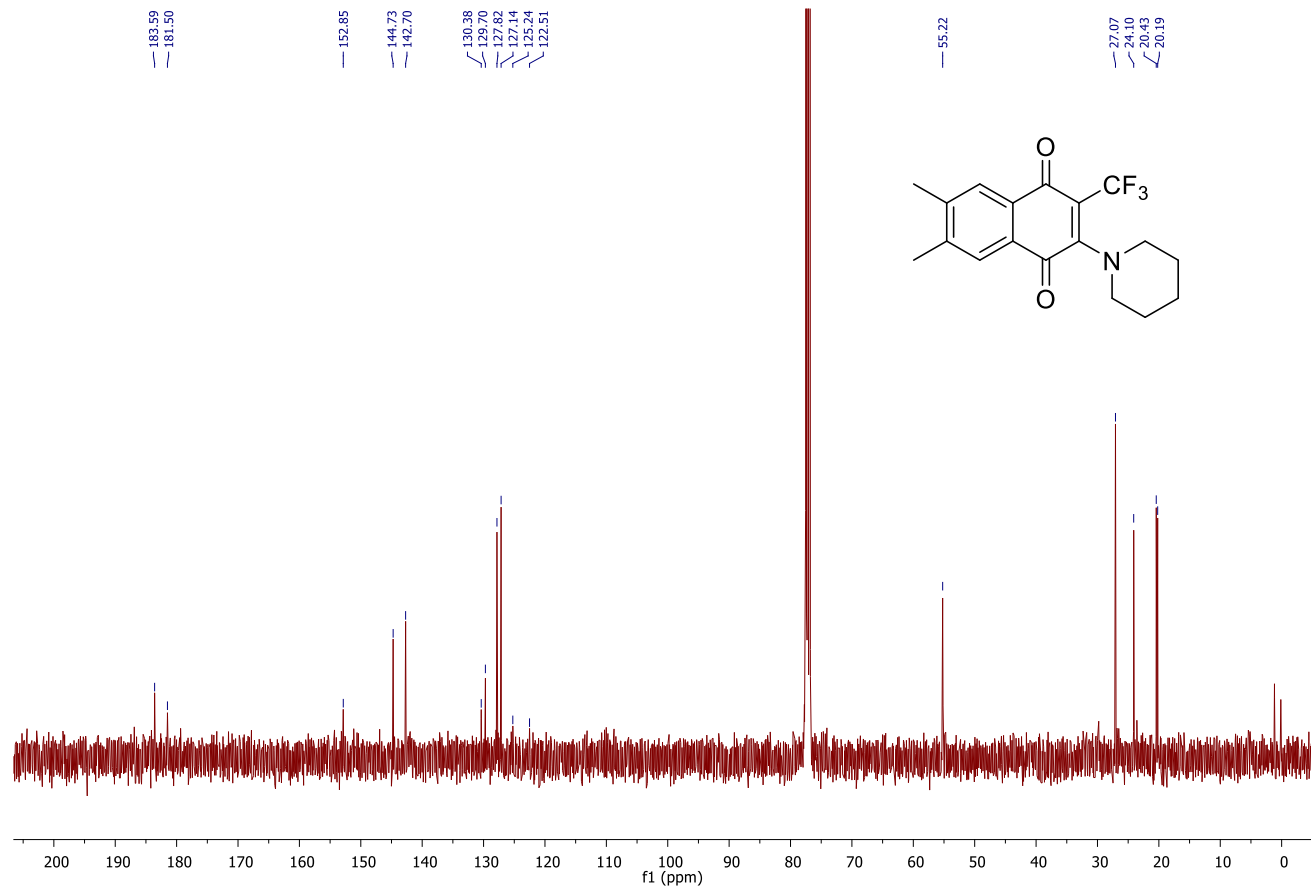
^1H NMR (400 MHz) of 4m in CDCl_3



^{19}F NMR (377 MHz) of 4m in CDCl_3



^{13}C $\{^1\text{H}\}$ NMR (101 MHz) of 4m in CDCl_3



HRMS of 4m

Elemental Composition Report

Page 1

Single Mass Analysis

Tolerance = 50.0 PPM / DBE: min = -1.5, max = 50.0

Element prediction: Off

Number of isotope peaks used for i-FIT = 3

Monoisotopic Mass, Even Electron Ions

25 formula(e) evaluated with 1 results within limits (up to 3 closest results for each mass)

Elements Used:

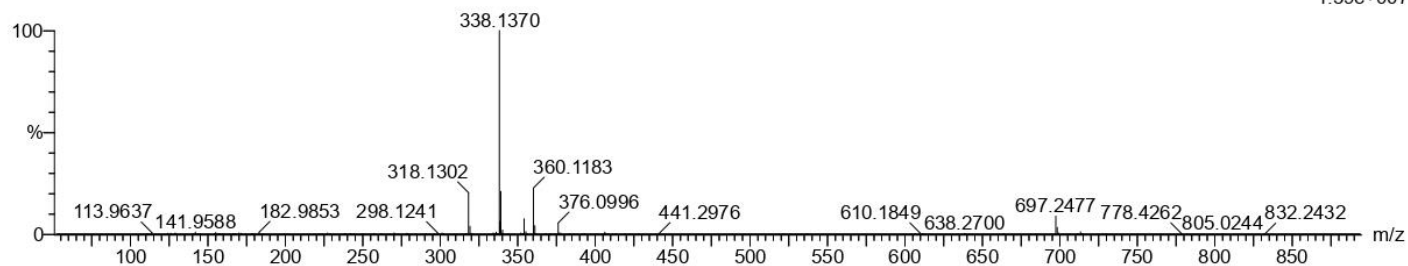
C: 0-18 H: 0-100 N: 0-1 O: 0-2 F: 0-3

DM-NQ-1

QMI DIVISION, CSIR-IIIM JAMMU
Xevo G2-XS QTOF YFC2015

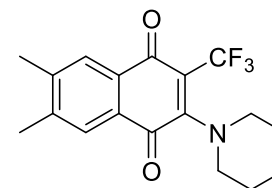
11-Jul-2023
12:01:34
1: TOF MS ES+
1.39e+007

110723_03 9 (0.208)

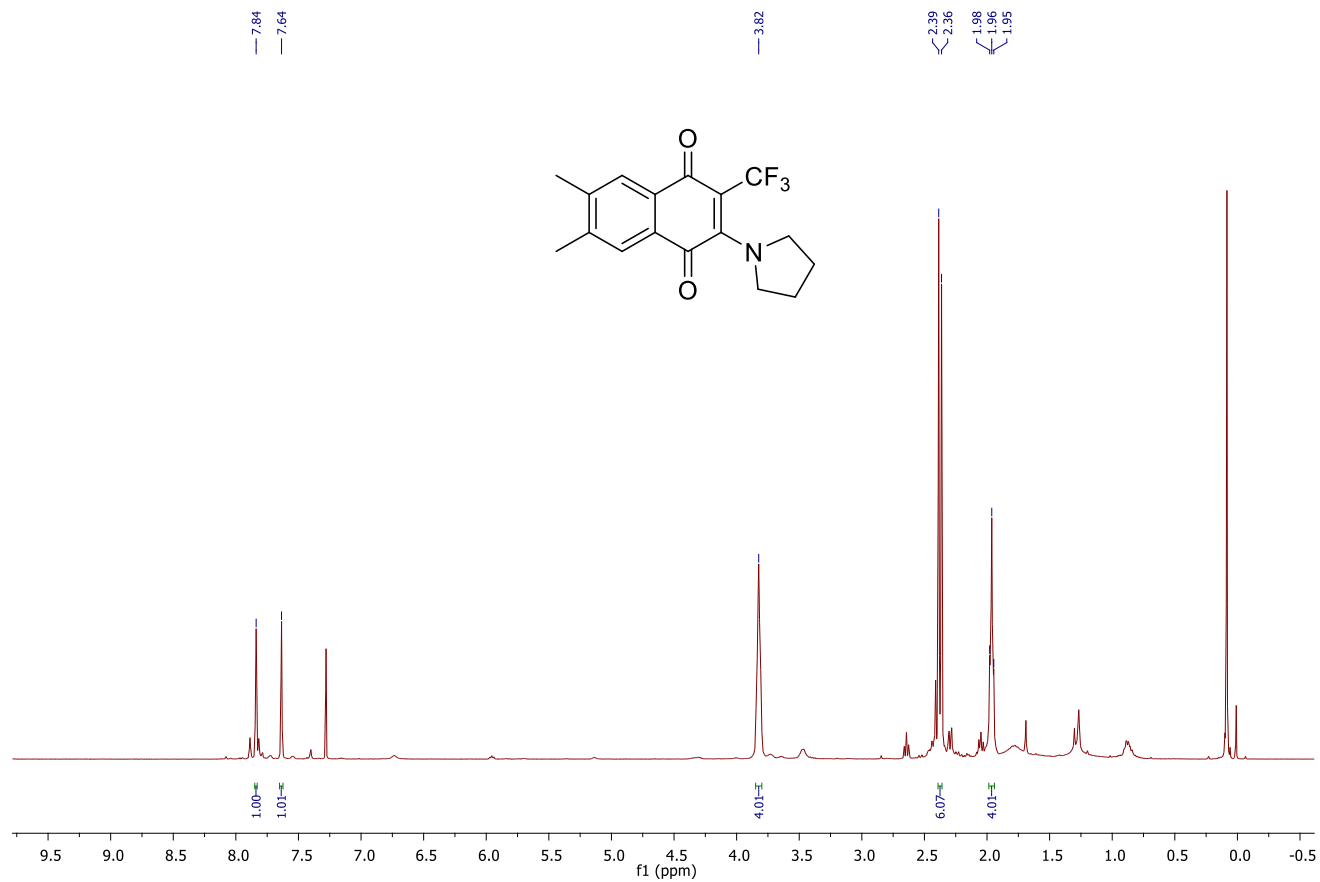


Minimum: -1.5
Maximum: 2.0 50.0 50.0

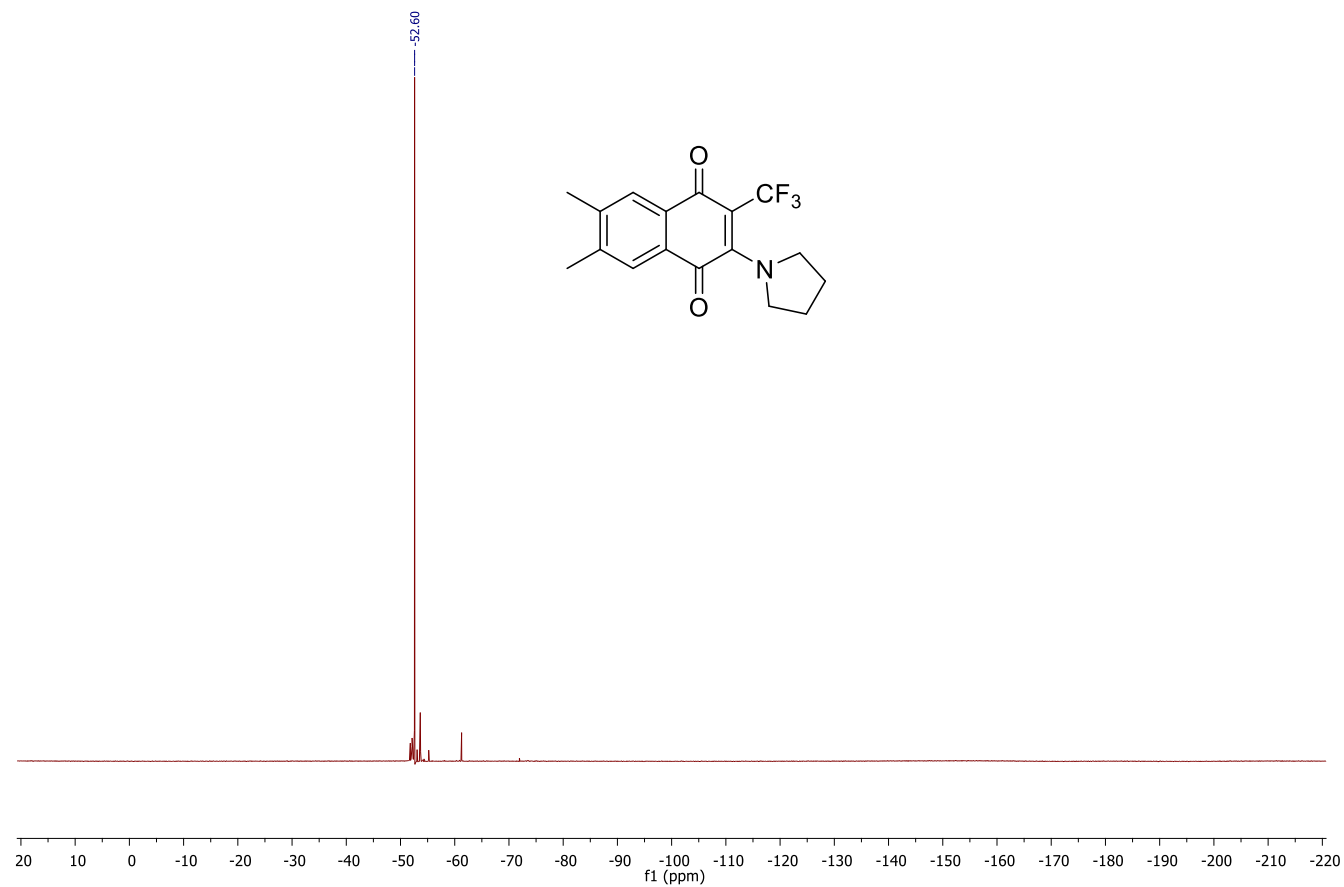
Mass	Calc. Mass	mDa	PPM	DBE	i-FIT	Norm	Conf (%)	Formula
338.1370	338.1368	0.2	0.6	8.5	938.0	n/a	n/a	C18 H19 N O2 F3



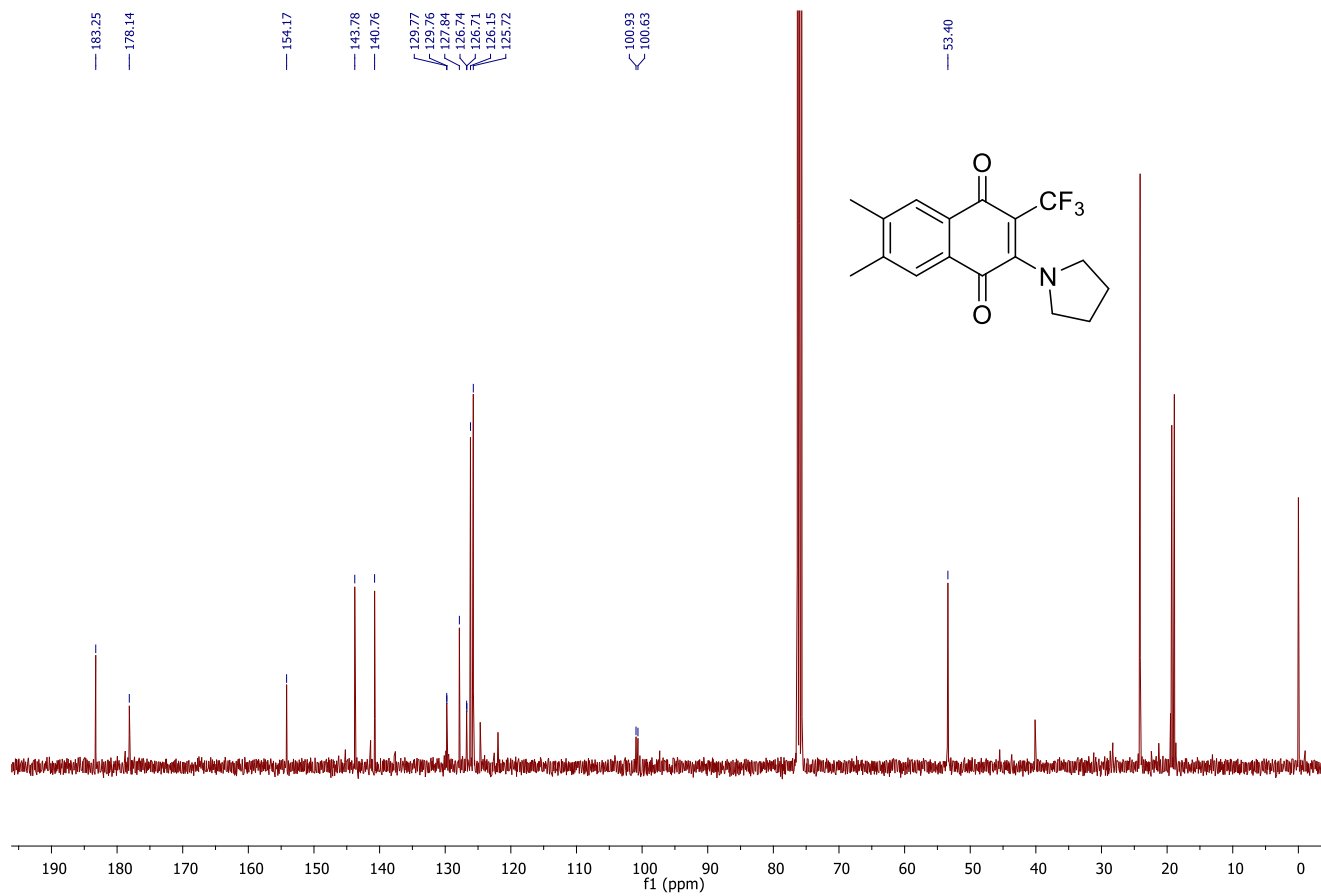
^1H NMR (400 MHz) of 4n in CDCl_3



^{19}F NMR (377 MHz) of 4n in CDCl_3



^{13}C $\{^1\text{H}\}$ NMR (101 MHz) of 4n in CDCl_3



HRMS of 4n

Elemental Composition Report

Page 1

Single Mass Analysis

Tolerance = 50.0 PPM / DBE: min = -1.5, max = 50.0

Element prediction: Off

Number of isotope peaks used for i-FIT = 3

Monoisotopic Mass, Even Electron Ions

25 formula(e) evaluated with 1 results within limits (up to 3 closest results for each mass)

Elements Used:

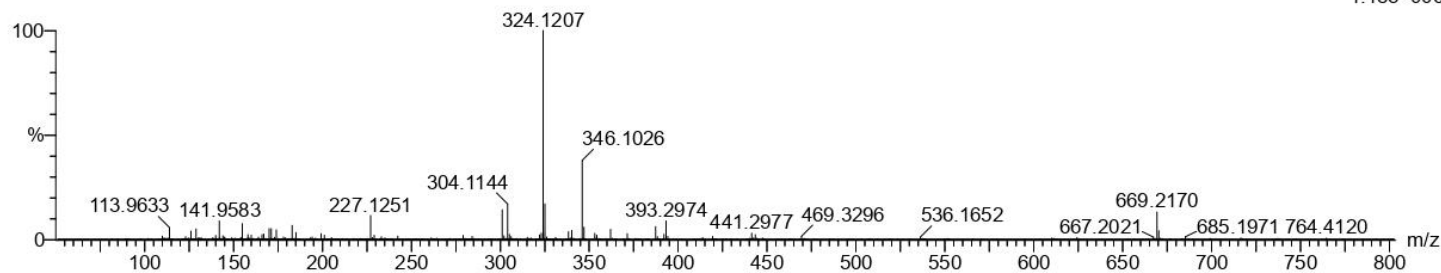
C: 0-17 H: 0-100 N: 0-1 O: 0-2 F: 0-3

DM-NQ-2

QMI DIVISION, CSIR-IIIM JAMMU
Xevo G2-XS QTOF YFC2015

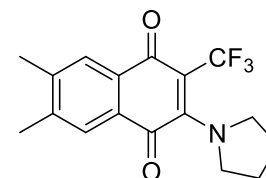
10-Jul-2023
12:58:16
1: TOF MS ES+
1.18e+006

100723_14 4 (0.104)

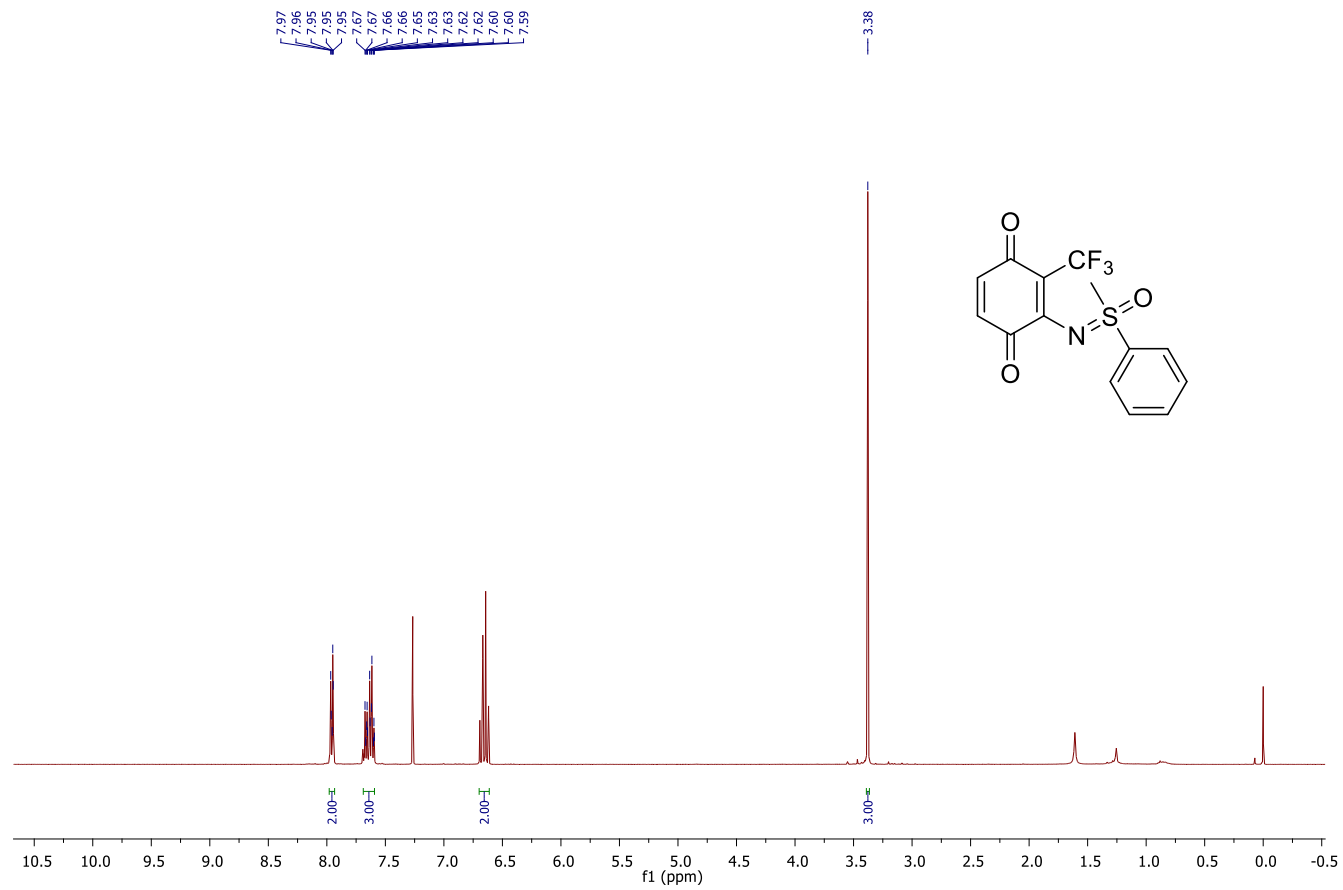


Minimum: -1.5
Maximum: 2.0 50.0 50.0

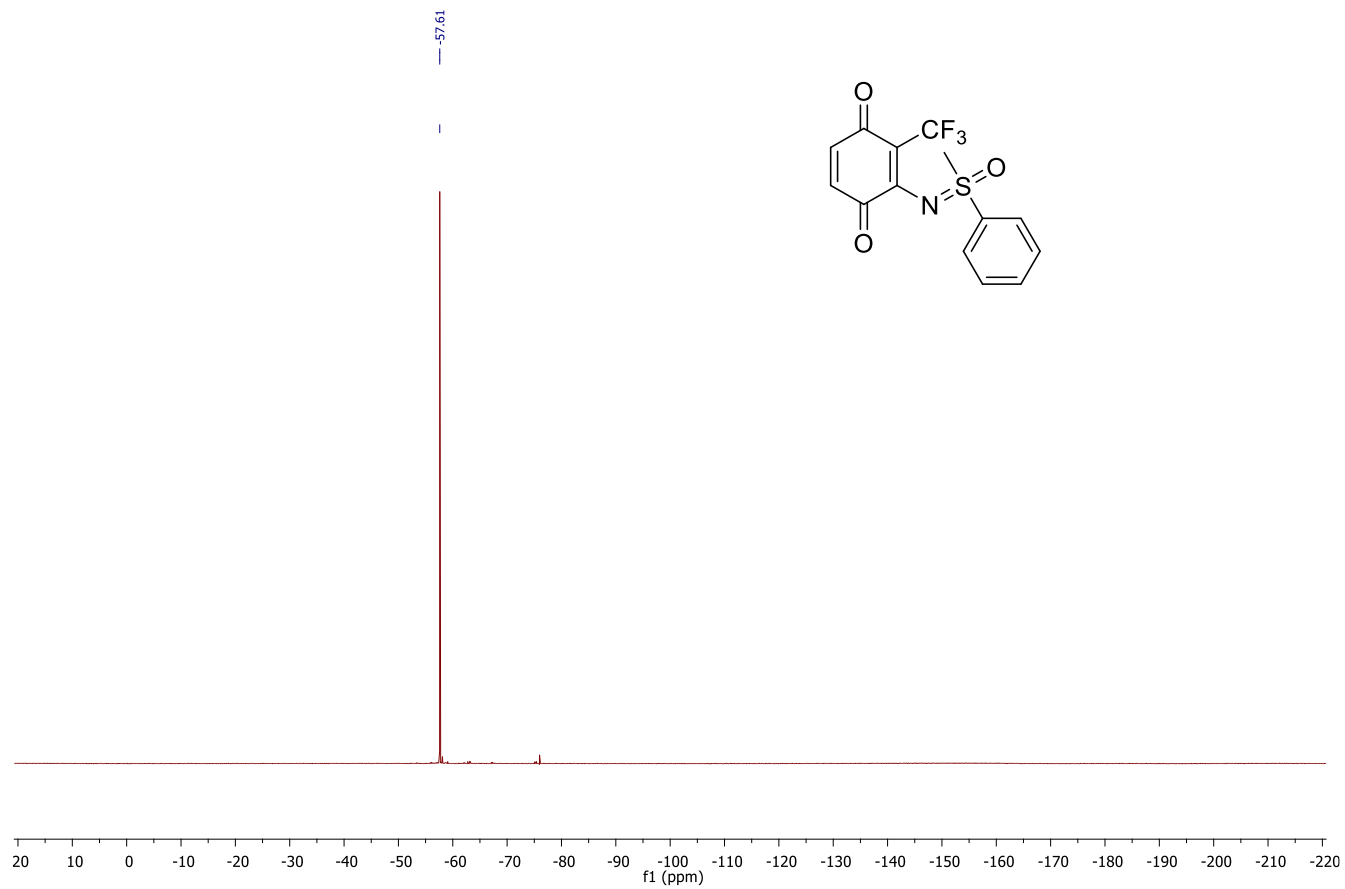
Mass	Calc. Mass	mDa	PPM	DBE	i-FIT	Norm	Conf(%)	Formula
324.1207	324.1211	-0.4	-1.2	8.5	927.8	n/a	n/a	C17 H17 N O2 F3



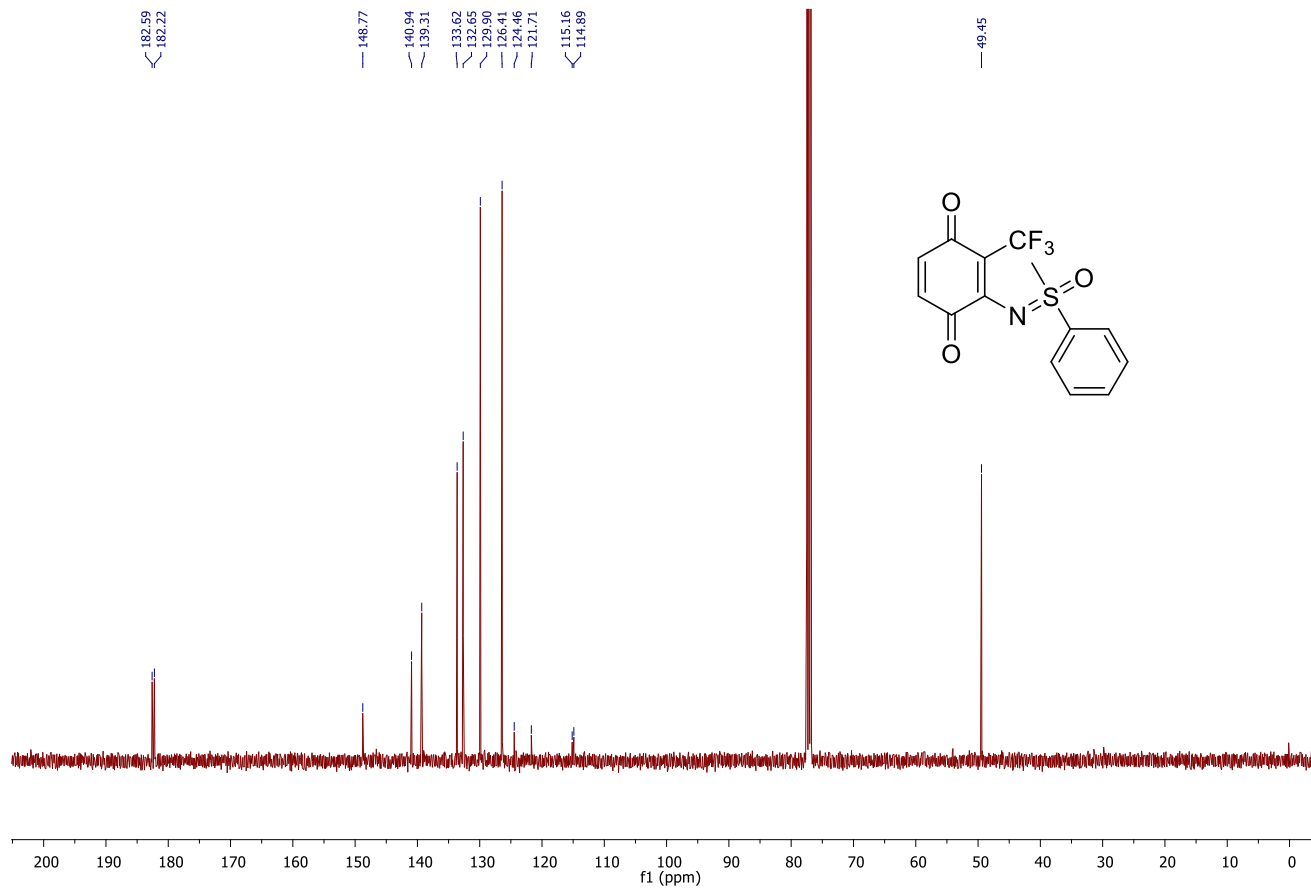
^1H NMR (400 MHz) of 5a in CDCl_3



^{19}F NMR (377 MHz) of 5a in CDCl_3



^{13}C $\{^1\text{H}\}$ NMR (101 MHz) of 5a in CDCl_3



HRMS of 5a

Elemental Composition Report

Page 1

Single Mass Analysis

Tolerance = 100.0 PPM / DBE: min = -1.5, max = 50.0

Element prediction: Off

Number of isotope peaks used for i-FIT = 3

Monoisotopic Mass, Even Electron Ions

65 formula(e) evaluated with 1 results within limits (up to 3 closest results for each mass)

Elements Used:

C: 0-14 H: 0-100 N: 0-1 O: 0-3 F: 0-3 S: 0-1

BQS-1-CF3

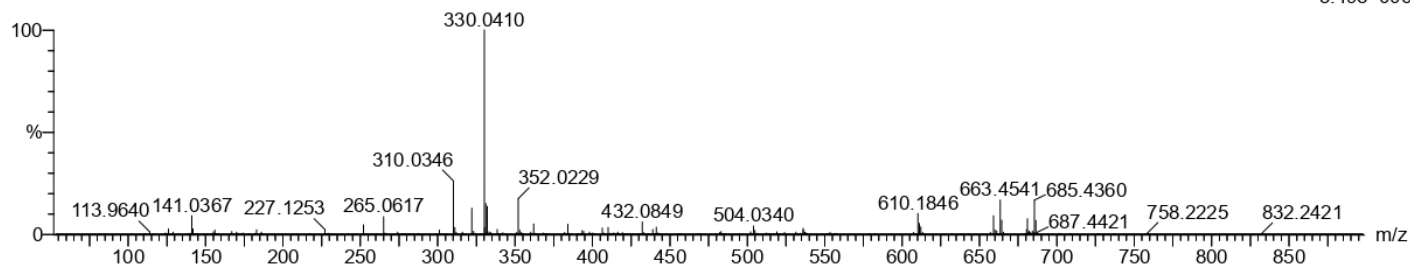
QMI DIVISION, CSIR-IIIM JAMMU
Xevo G2-XS QTOF YFC2015

28-Mar-2023

12:29:40

1: TOF MS ES+
5.49e+006

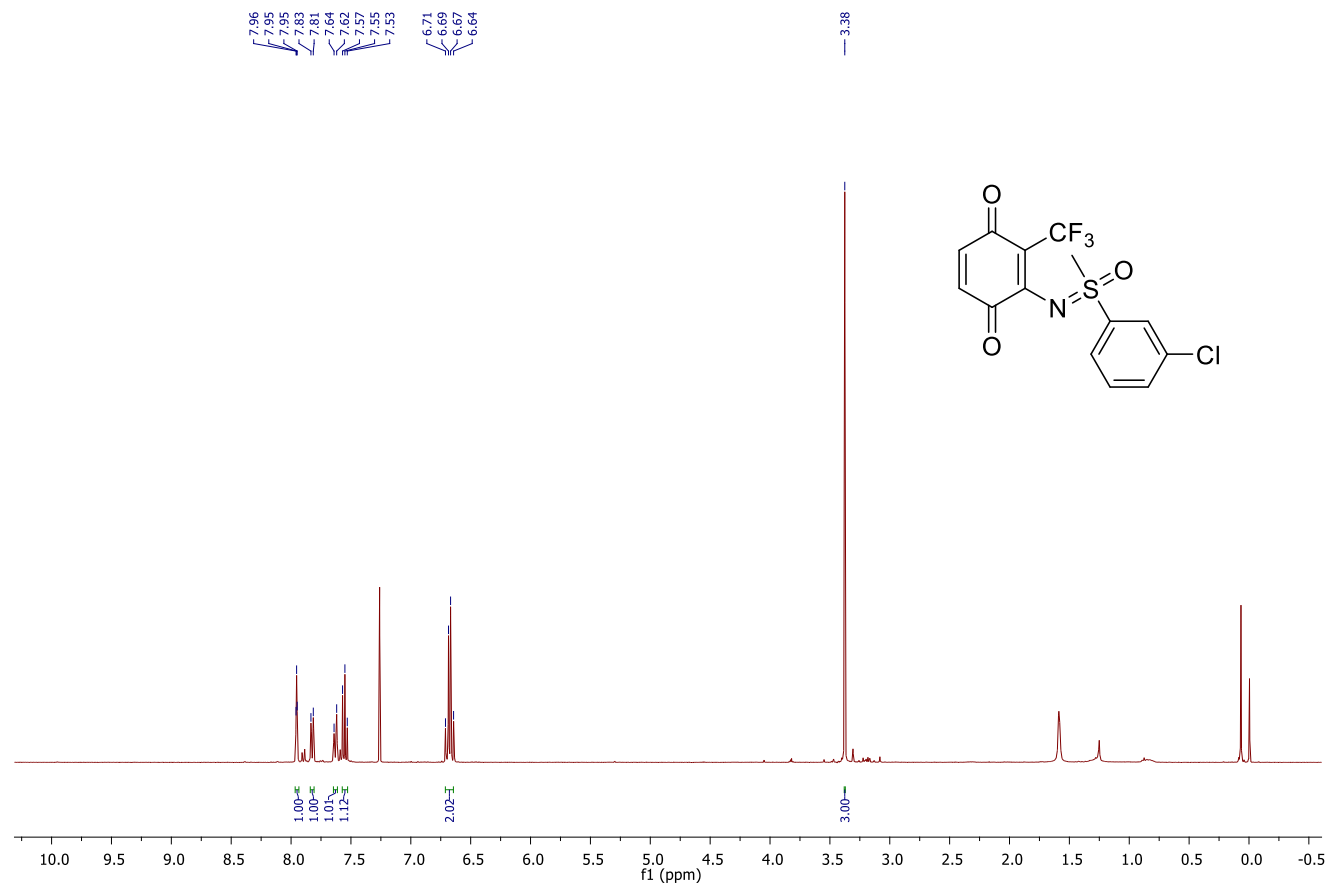
280323_09 7 (0.155)



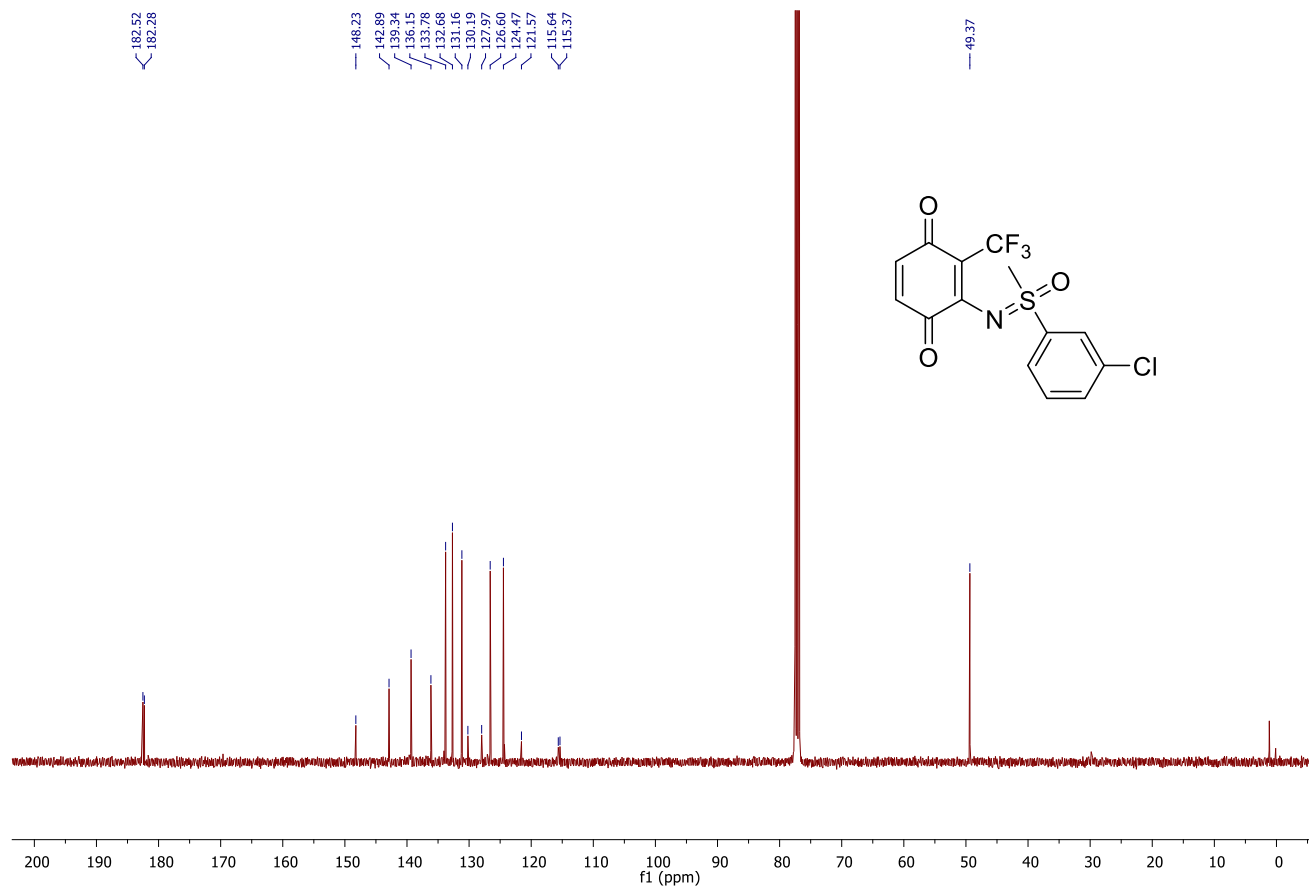
Minimum: -1.5
Maximum: 2.0 100.0 50.0

Mass	Calc. Mass	mDa	PPM	DBE	i-FIT	Norm	Conf (%)	Formula
330.0410	330.0412	-0.2	-0.6	8.5	807.8	n/a	n/a	C14 H11 N O3 F3 S

^1H NMR (400 MHz) of 5b in CDCl_3



^{13}C $\{^1\text{H}\}$ NMR (101 MHz) of 5b in CDCl_3



HRMS of 5b

Elemental Composition Report

Page 1

Single Mass Analysis

Tolerance = 100.0 PPM / DBE: min = -1.5, max = 50.0

Element prediction: Off

Number of isotope peaks used for i-FIT = 3

Monoisotopic Mass, Even Electron Ions

129 formula(e) evaluated with 1 results within limits (up to 3 closest results for each mass)

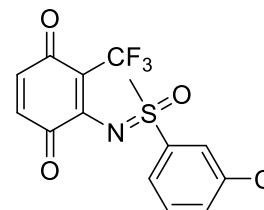
Elements Used:

C: 0-14 H: 0-100 N: 0-1 O: 0-3 F: 0-3 S: 0-1 Cl: 0-1

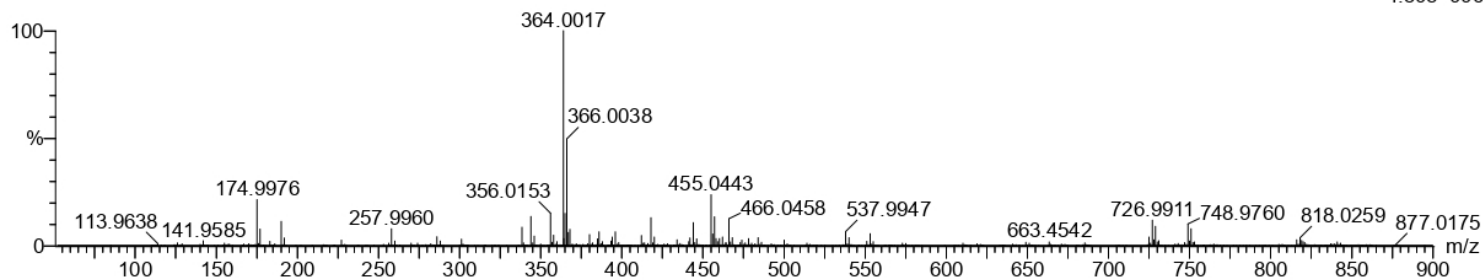
BQS-3-CF3

QMI DIVISION, CSIR-IIIM JAMMU
Xevo G2-XS QTOF YFC2015

280323_11 6 (0.138)



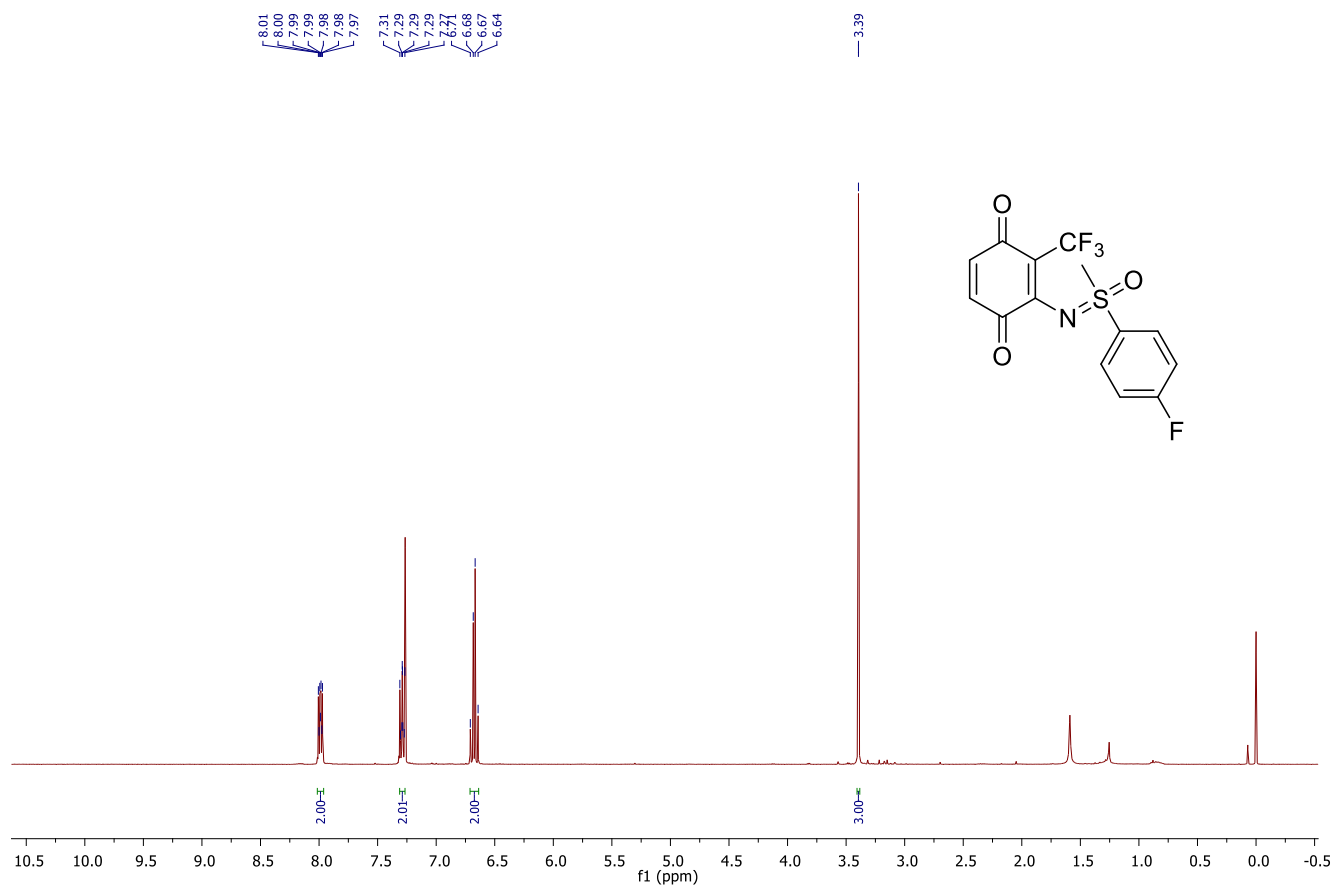
28-Mar-2023
12:34:48
1: TOF MS ES+
4.50e+006



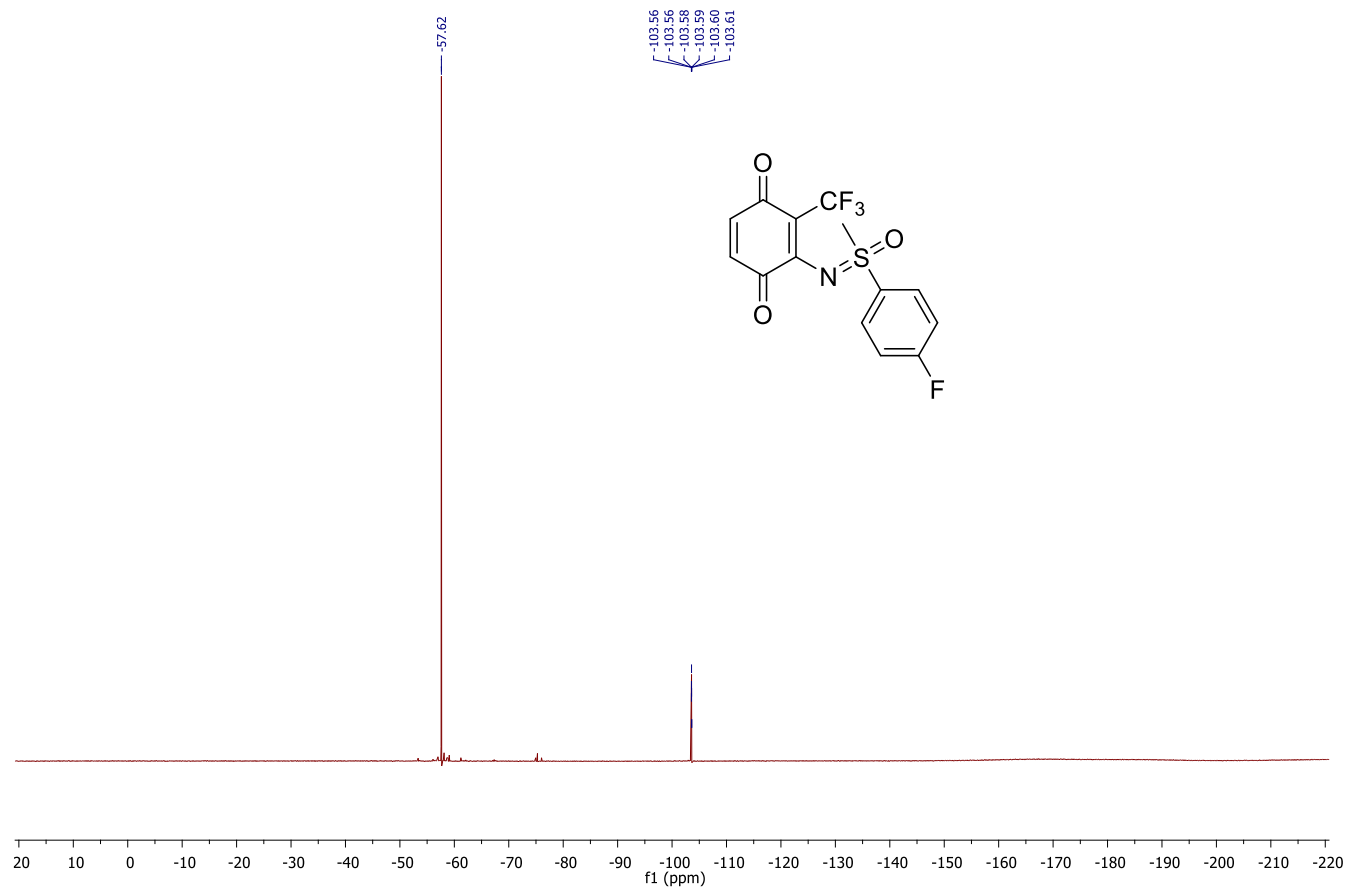
Minimum: -1.5
Maximum: 2.0 100.0 50.0

Mass	Calc. Mass	mDa	PPM	DBE	i-FIT	Norm	Conf (%)	Formula
364.0017	364.0022	-0.5	-1.4	8.5	916.9	n/a	n/a	C14 H10 N O3 F3 S Cl

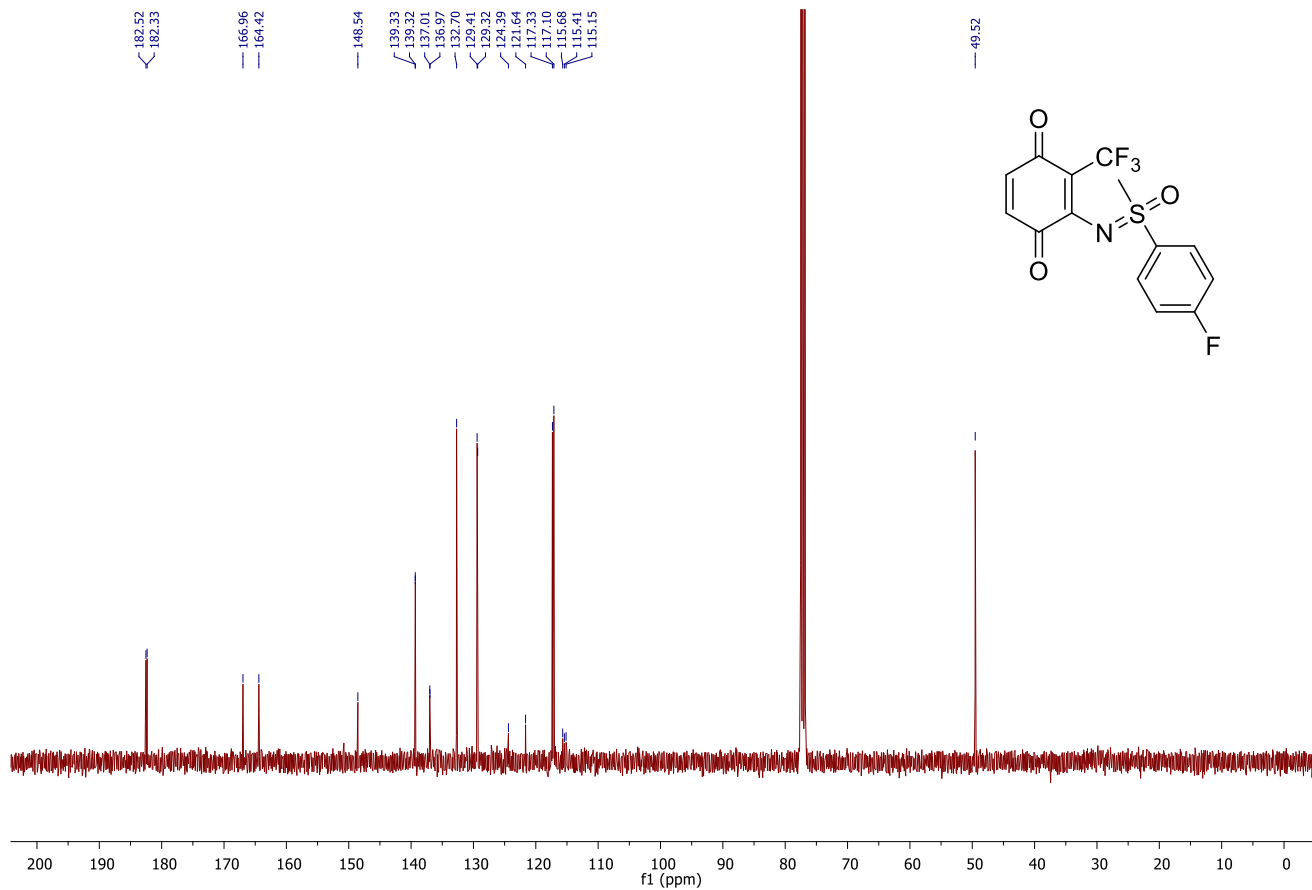
^1H NMR (400 MHz) of 5c in CDCl_3



^{19}F NMR (377 MHz) of 5c in CDCl_3



^{13}C $\{^1\text{H}\}$ NMR (101 MHz) of 5c in CDCl_3



HRMS of 5b

Elemental Composition Report

Page 1

Single Mass Analysis

Tolerance = 100.0 PPM / DBE: min = -1.5, max = 50.0

Element prediction: Off

Number of isotope peaks used for i-FIT = 3

Monoisotopic Mass, Even Electron Ions

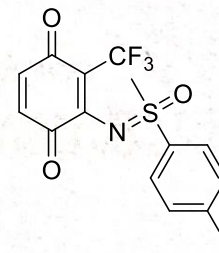
81 formula(e) evaluated with 1 results within limits (up to 3 closest results for each mass)

Elements Used:

C: 0-14 H: 0-100 N: 0-1 O: 0-3 F: 0-4 S: 0-1


BQS-4-CF3

QMI DIVISION, CSIR-IIIM JAMMU
Xevo G2-XS QTOF YFC2015



15-Mar-2023
13:50:09
1: TOF MS ES+
7.90e+006

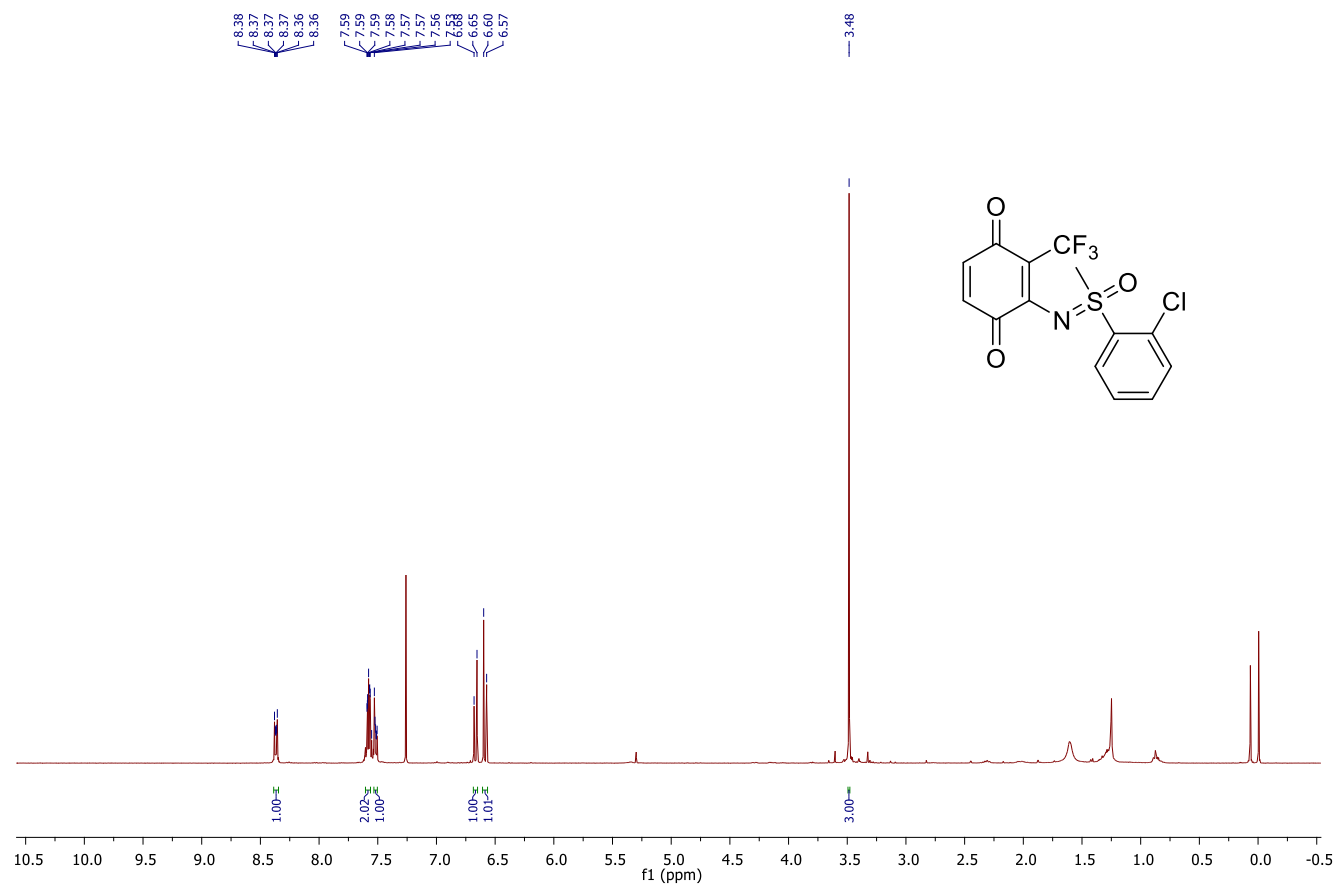
150323_35 6 (0.138)



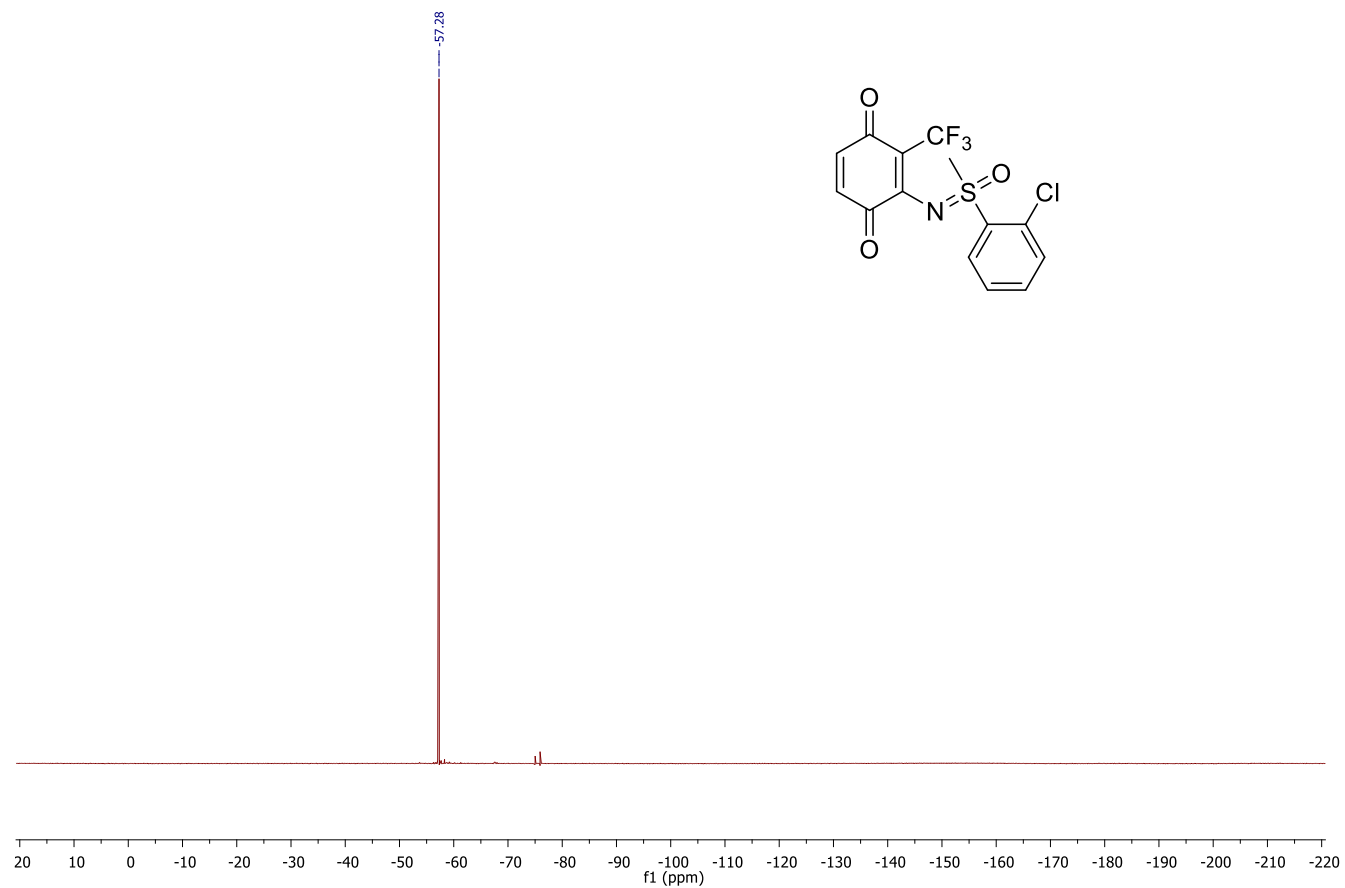
Minimum: -1.5
Maximum: 2.0 100.0 50.0

Mass	Calc. Mass	mDa	PPM	DBE	i-FIT	Norm	Conf (%)	Formula
348.0315	348.0318	-0.3	-0.9	8.5	1058.5	n/a	n/a	C14 H10 N O3 F4 S

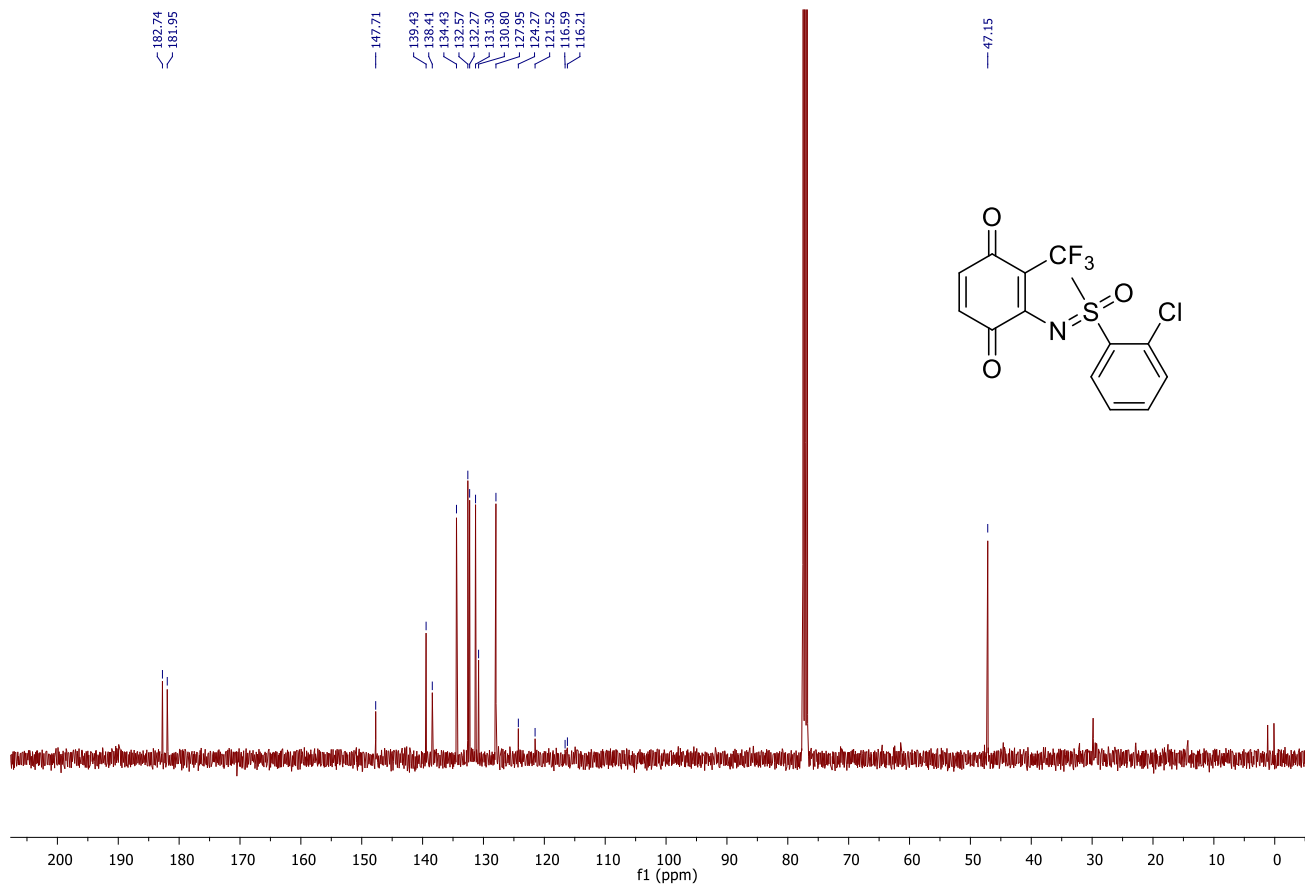
^1H NMR (400 MHz) of 5d in CDCl_3



^{19}F NMR (377 MHz) of 5d in CDCl_3



^{13}C $\{^1\text{H}\}$ NMR (101 MHz) of 5d in CDCl_3



HRMS of 5d

Elemental Composition Report

Page 1

Single Mass Analysis

Tolerance = 100.0 PPM / DBE: min = -1.5, max = 50.0

Element prediction: Off

Number of isotope peaks used for i-FIT = 3

Monoisotopic Mass, Even Electron Ions

129 formula(e) evaluated with 1 results within limits (up to 3 closest results for each mass)

Elements Used:

C: 0-14 H: 0-100 N: 0-1 O: 0-3 F: 0-3 S: 0-1 Cl: 0-1

BQS-5-CF3

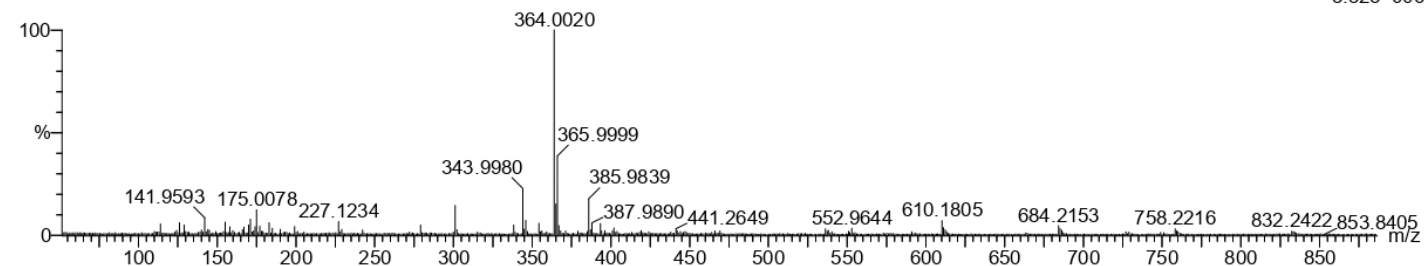
QMI DIVISION, CSIR-IIIM JAMMU
Xevo G2-XS QTOF YFC2015

05-Jul-2023

14:18:11

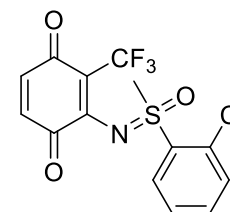
1: TOF MS ES+

3.32e+006

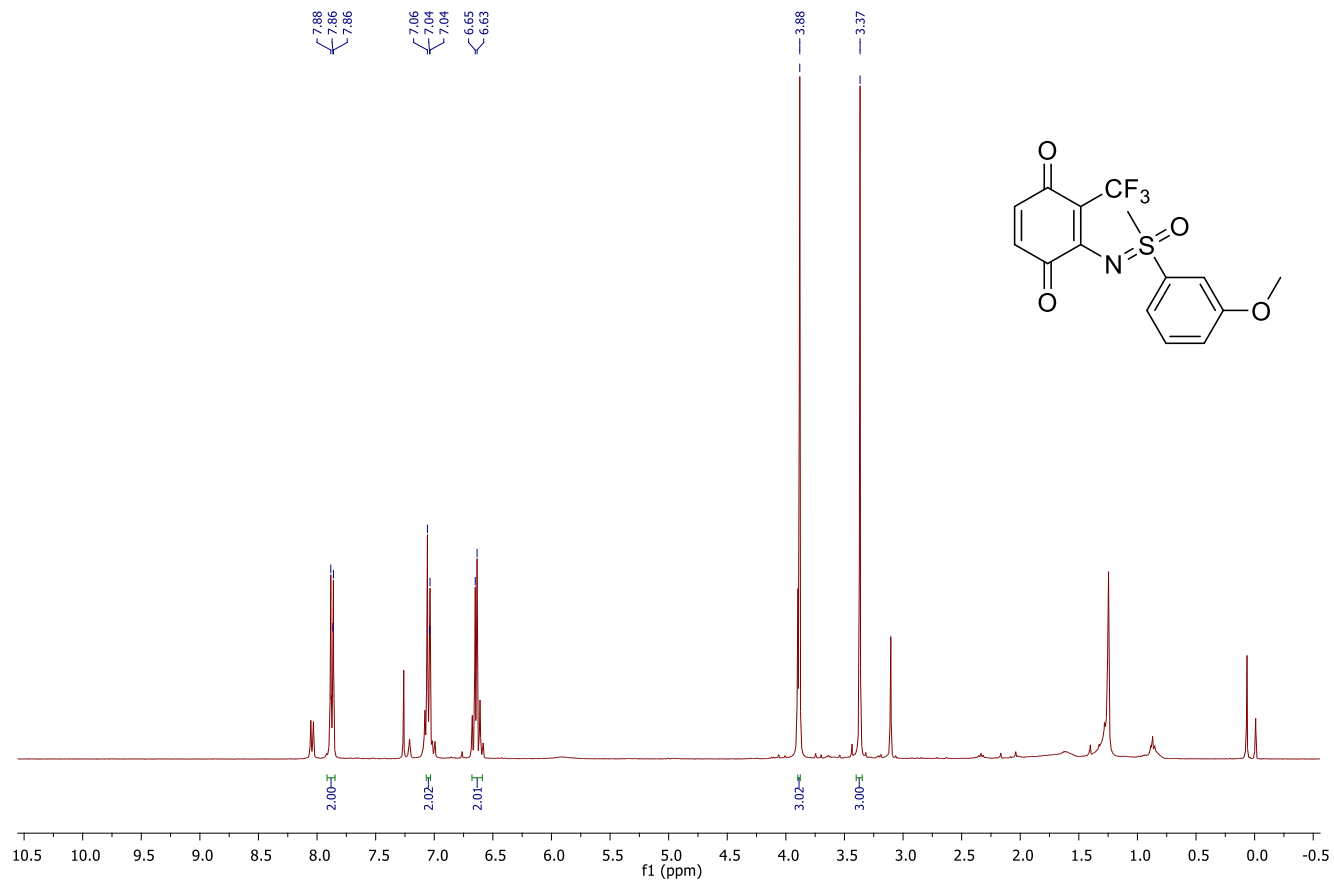


Minimum: -1.5
Maximum: 2.0 100.0 50.0

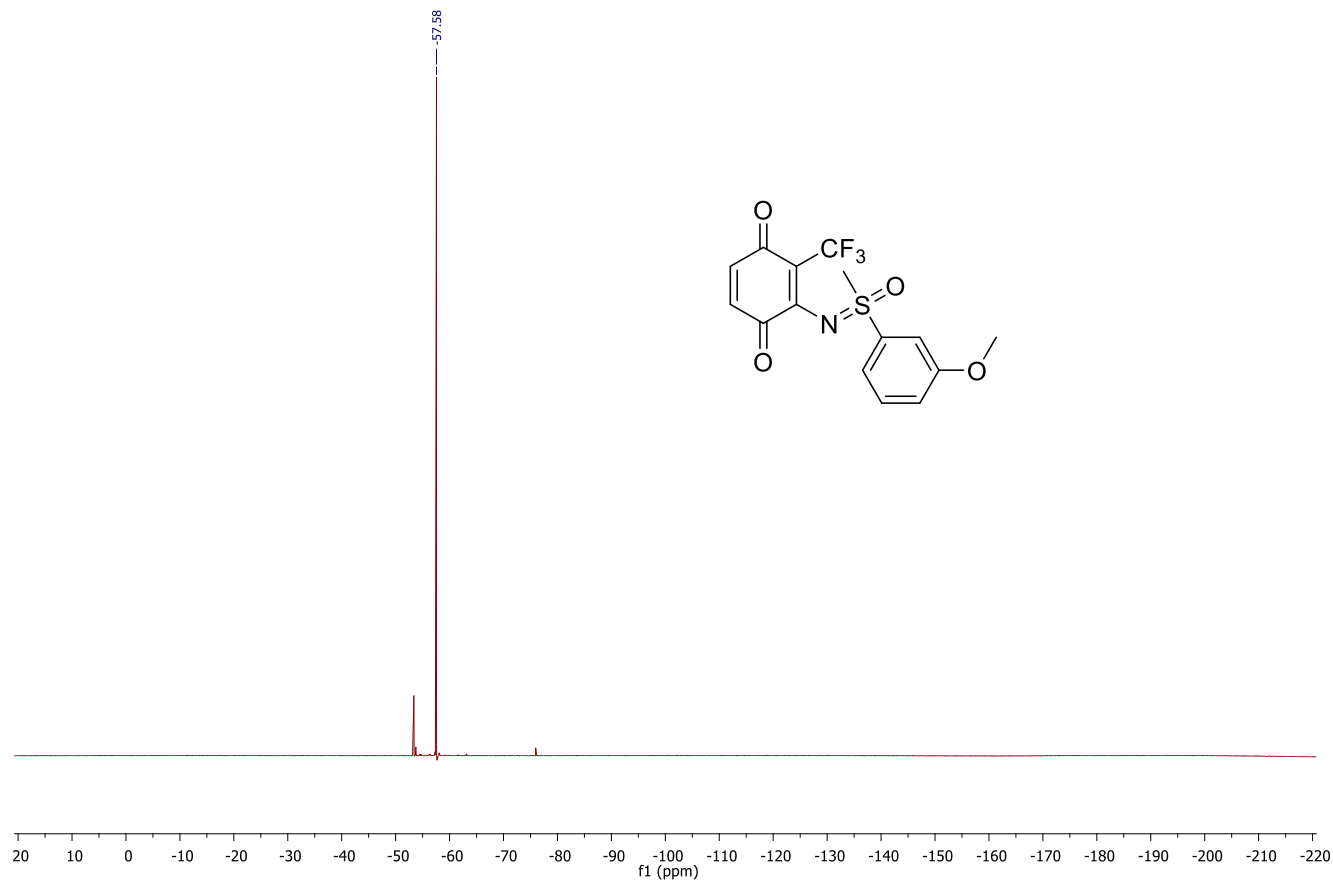
Mass	Calc. Mass	mDa	PPM	DBE	i-FIT	Norm	Conf (%)	Formula
364.0020	364.0022	-0.2	-0.5	8.5	30.6	n/a	n/a	C14 H10 N O3 F3 S Cl



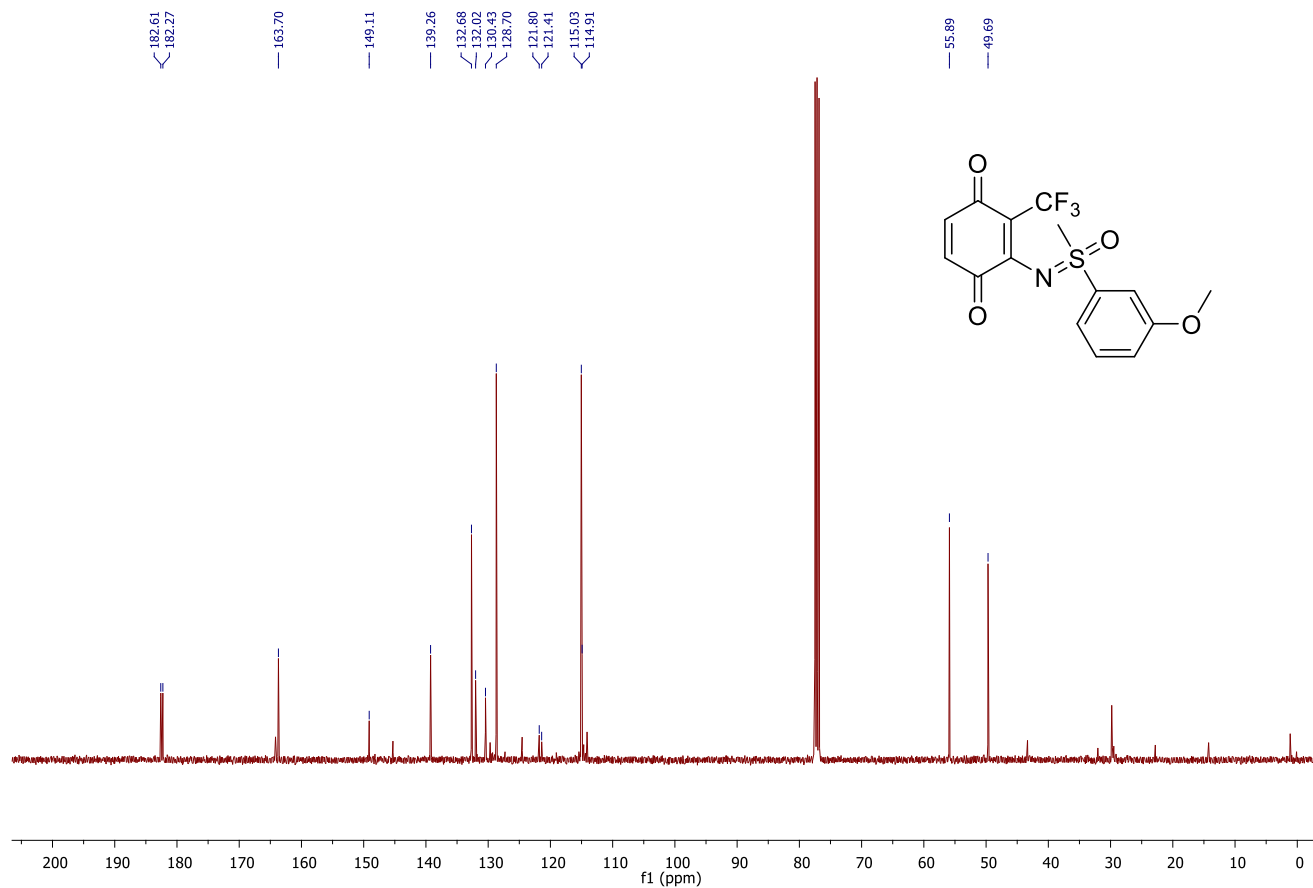
^1H NMR (400 MHz) of 5e in CDCl_3



^{19}F NMR (377 MHz) of 5e in CDCl_3



^{13}C $\{^1\text{H}\}$ NMR (101 MHz) of 5e in CDCl_3



HRMS of 5e

Elemental Composition Report

Page 1

Single Mass Analysis

Tolerance = 100.0 PPM / DBE: min = -1.5, max = 50.0

Element prediction: Off

Number of isotope peaks used for i-FIT = 3

Monoisotopic Mass, Even Electron Ions

81 formula(e) evaluated with 1 results within limits (up to 3 closest results for each mass)

Elements Used:

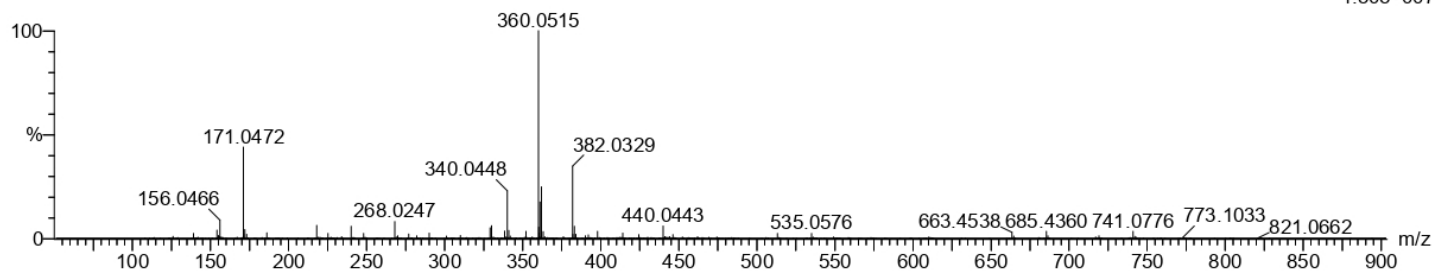
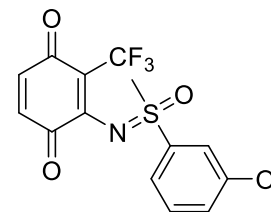
C: 0-15 H: 0-100 N: 0-1 O: 0-4 F: 0-3 S: 0-1

BQ-OMe

QMI DIVISION, CSIR-IIIM JAMMU
Xevo G2-XS QTOF YFC2015

050723_06 7 (0.155)

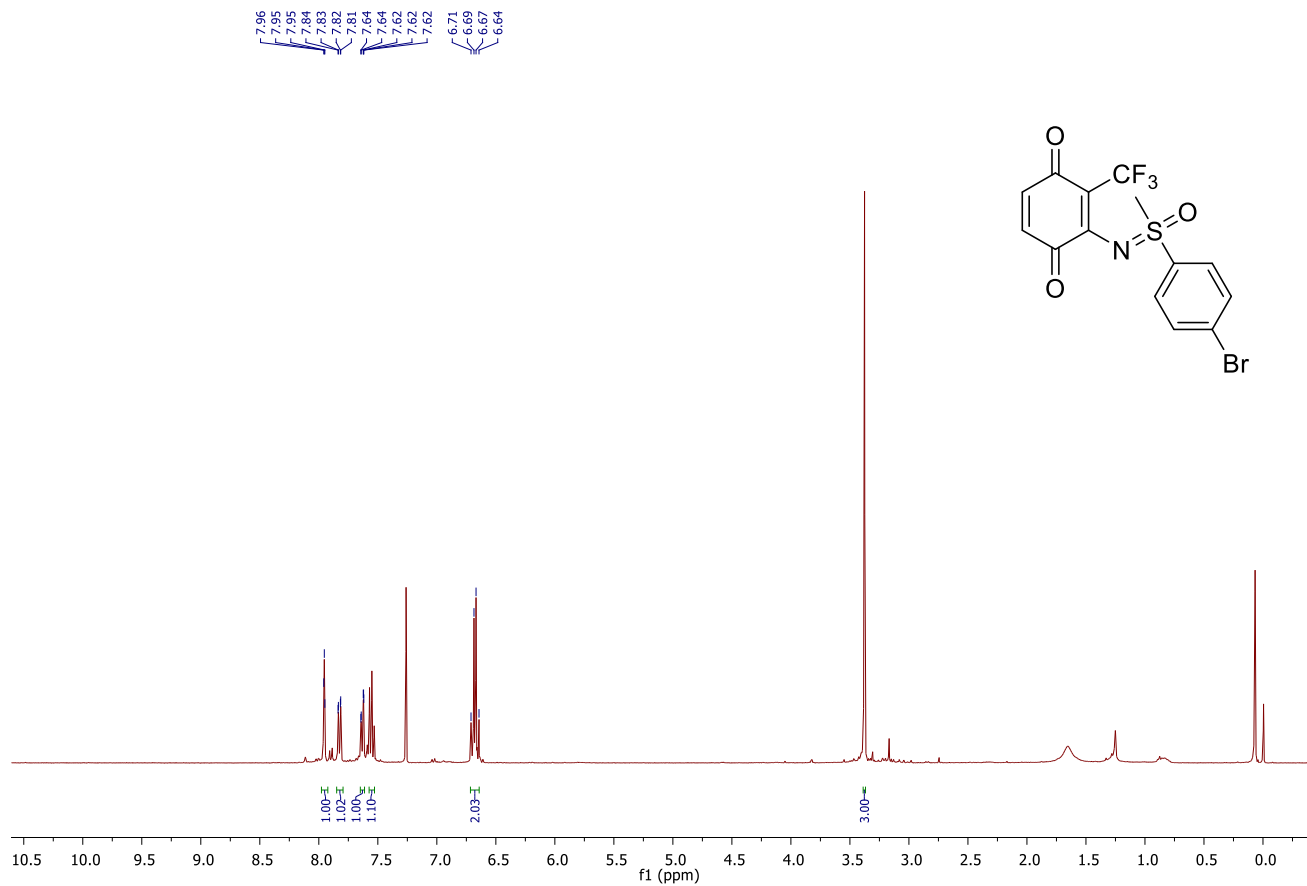
05-Jul-2023
14:23:20
1: TOF MS ES+
1.50e+007



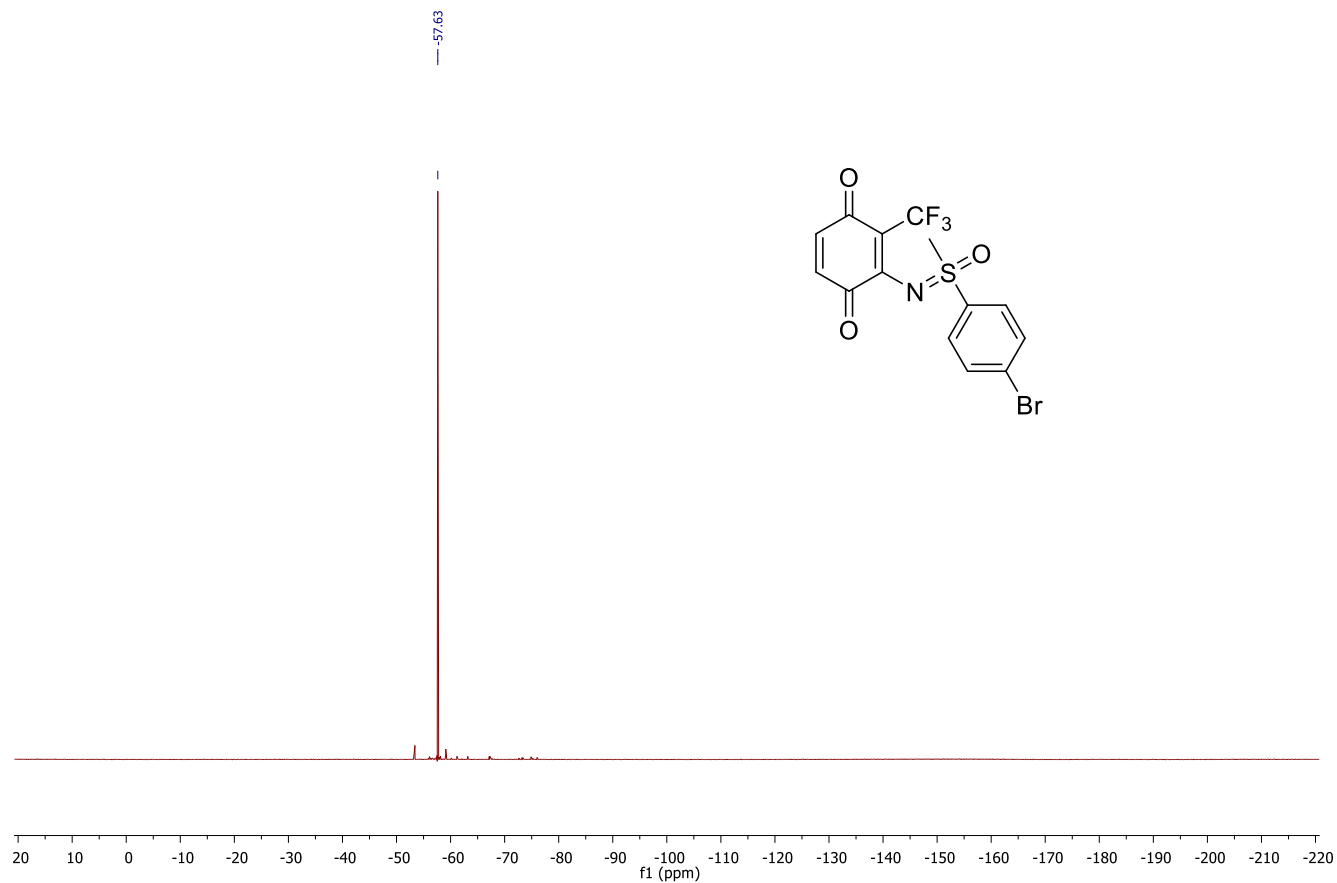
Minimum: -1.5
Maximum: 2.0 100.0 50.0

Mass	Calc. Mass	mDa	PPM	DBE	i-FIT	Norm	Conf (%)	Formula
360.0515	360.0517	-0.2	-0.6	8.5	1038.0	n/a	n/a	C15 H13 N O4 F3 S

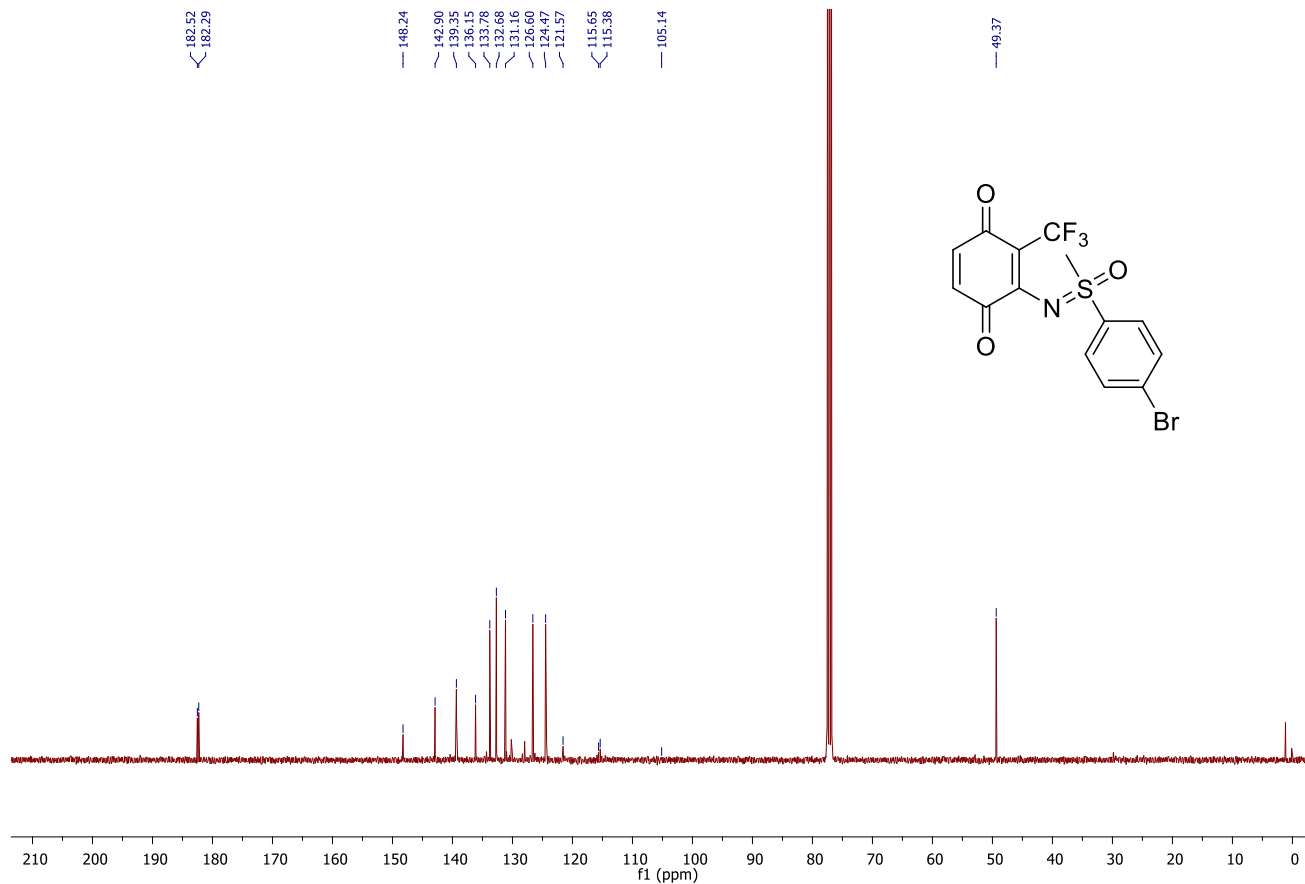
^1H NMR (400 MHz) of 5f in CDCl_3



^{19}F NMR (377 MHz) of 5f in CDCl_3



^{13}C $\{^1\text{H}\}$ NMR (101 MHz) of 5f in CDCl_3



HRMS of 5f

Elemental Composition Report

Page 1

Single Mass Analysis

Tolerance = 50.0 PPM / DBE: min = -1.5, max = 50.0

Element prediction: Off

Number of isotope peaks used for i-FIT = 4

Monoisotopic Mass, Even Electron Ions

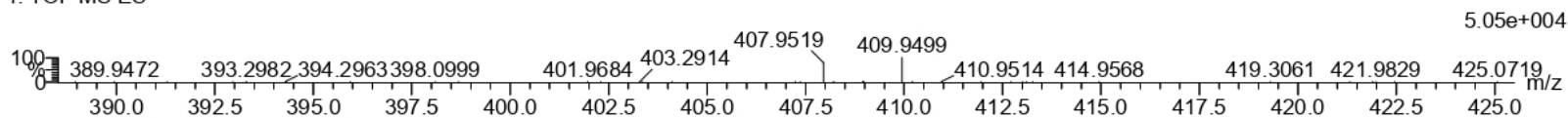
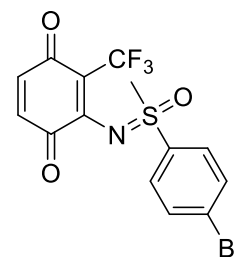
129 formula(e) evaluated with 1 results within limits (all results (up to 1000) for each mass)

Elements Used:

C: 0-14 H: 0-100 N: 0-1 O: 0-3 F: 0-3 S: 0-1 Br: 0-1

280623_04 10 (0.225)

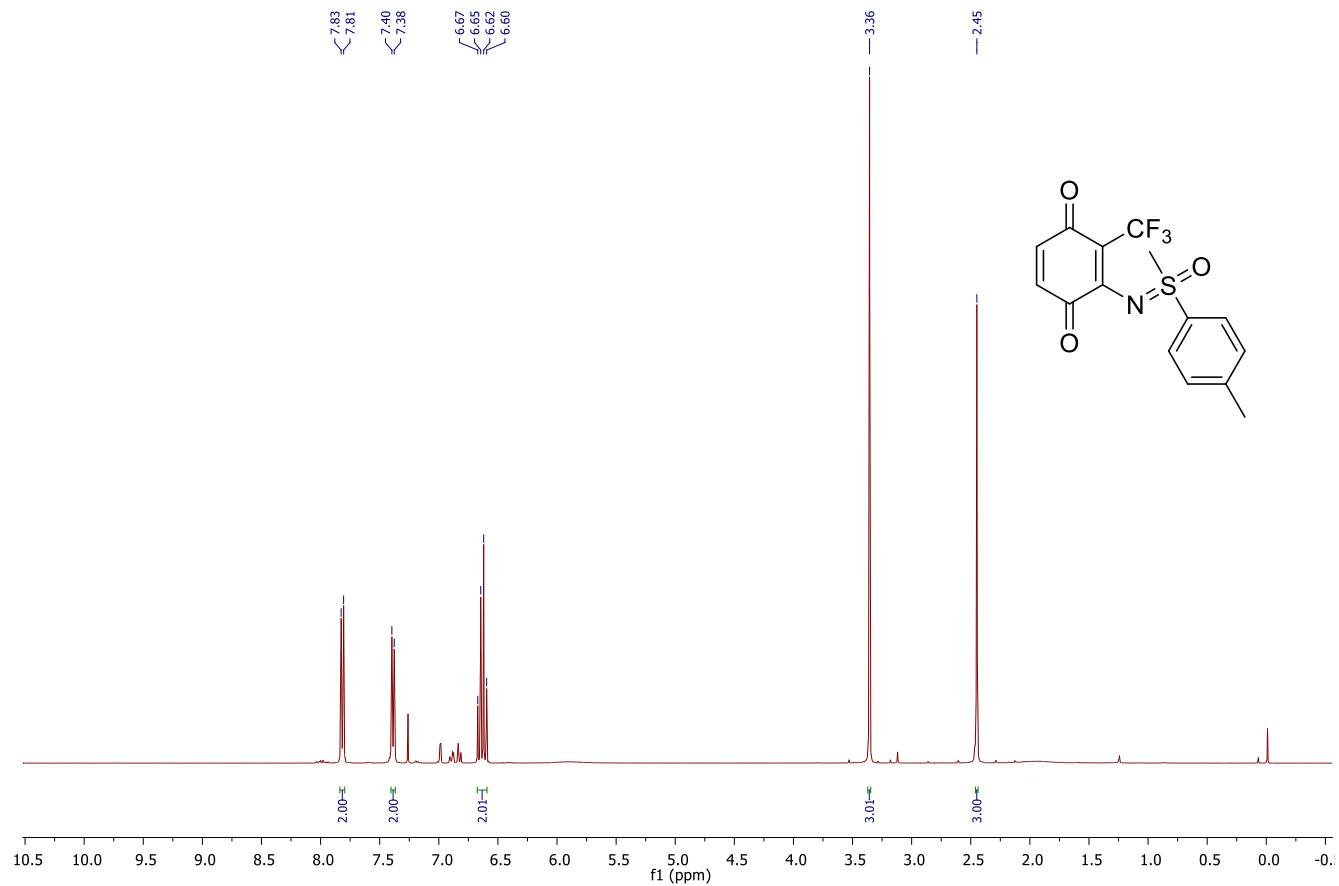
1: TOF MS ES+



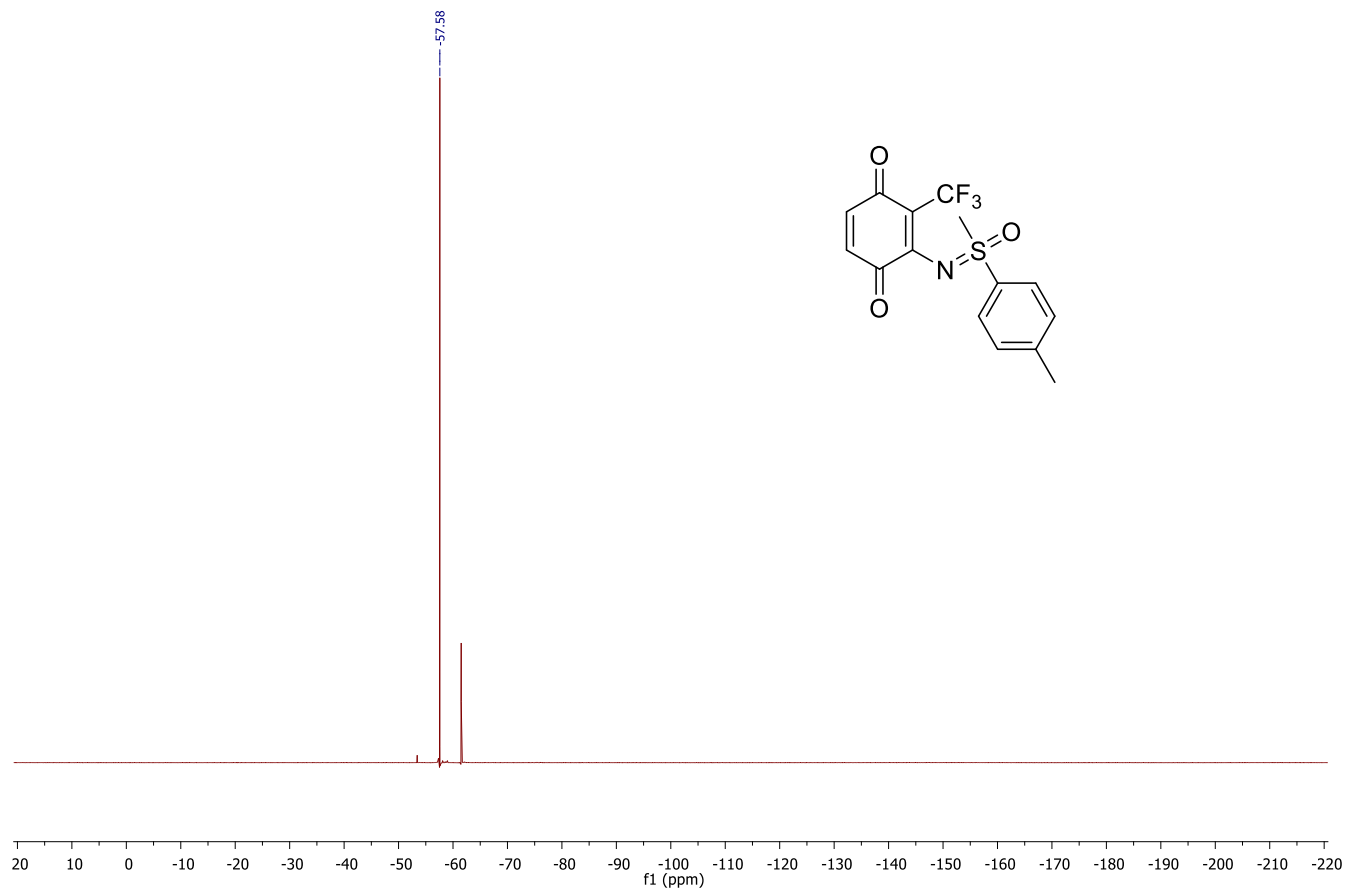
Minimum: -1.5
Maximum: 5.0 50.0 50.0

Mass	Calc. Mass	mDa	PPM	DBE	i-FIT	Norm	Conf (%)	Formula
407.9519	407.9517	0.2	0.5	8.5	76.9	n/a	n/a	C14 H10 N O3 F3 S Br

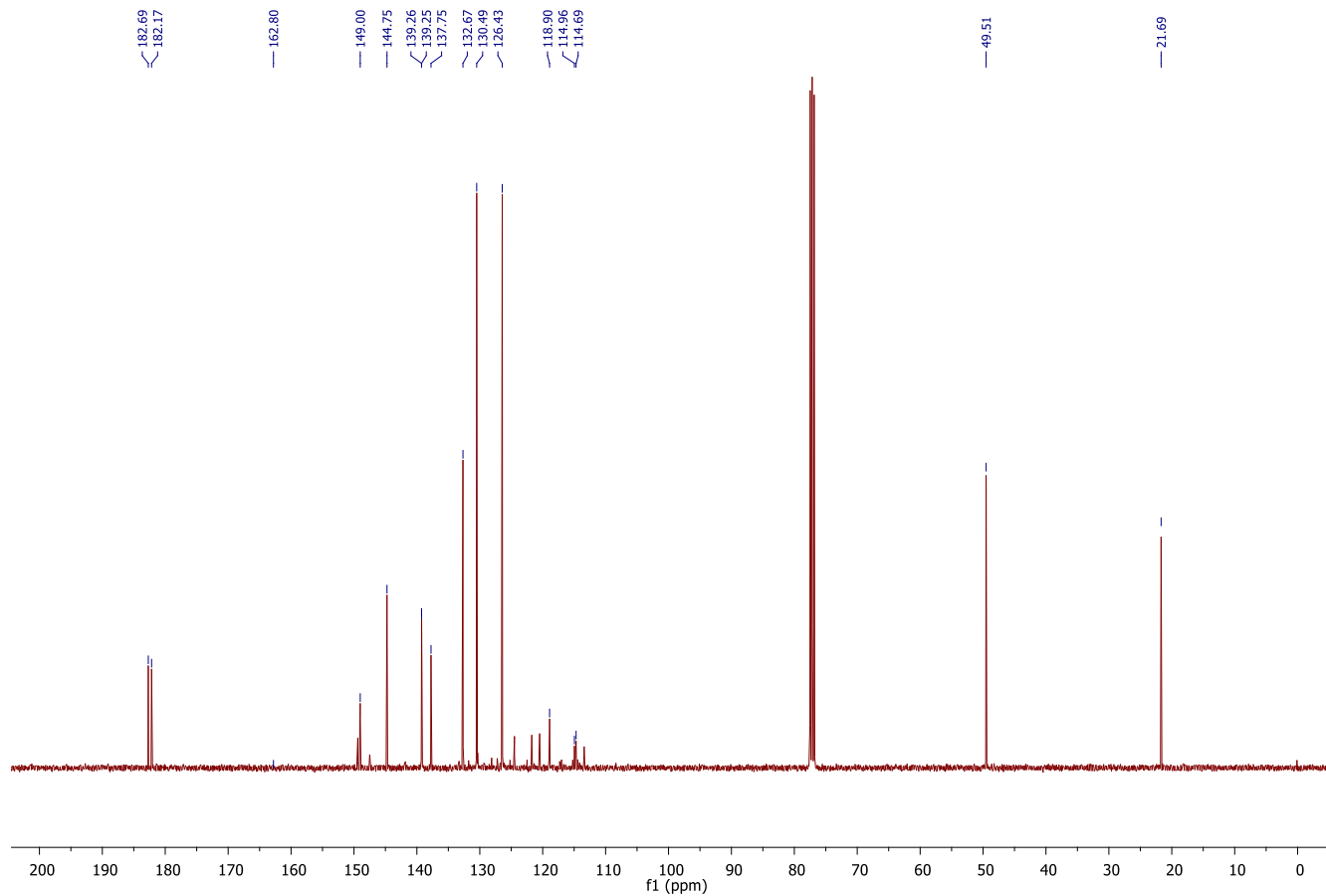
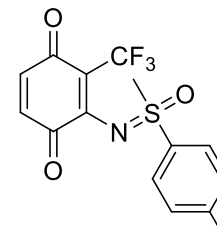
^1H NMR (400 MHz) of 5g in CDCl_3



^{19}F NMR (377 MHz) of 5g in CDCl_3



^{13}C $\{^1\text{H}\}$ NMR (101 MHz) of 5g in CDCl_3



HRMS of 5g

Elemental Composition Report

Page 1

Single Mass Analysis

Tolerance = 100.0 PPM / DBE: min = -1.5, max = 50.0

Element prediction: Off

Number of isotope peaks used for i-FIT = 3

Monoisotopic Mass, Even Electron Ions

65 formula(e) evaluated with 1 results within limits (up to 3 closest results for each mass)

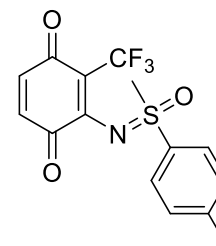
Elements Used:

C: 0-15 H: 0-100 N: 0-1 O: 0-3 F: 0-3 S: 0-1

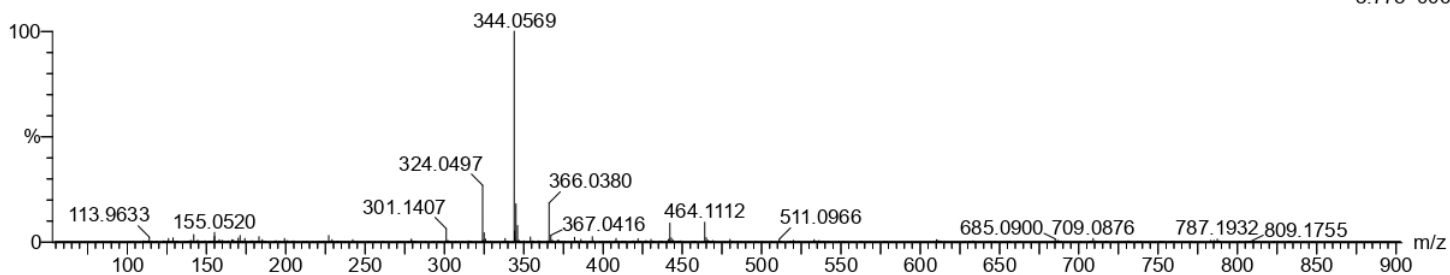
BQ-4Me

QMI DIVISION, CSIR-IIIM JAMMU
Xevo G2-XS QTOF YFC2015

050723_03 4 (0.104)



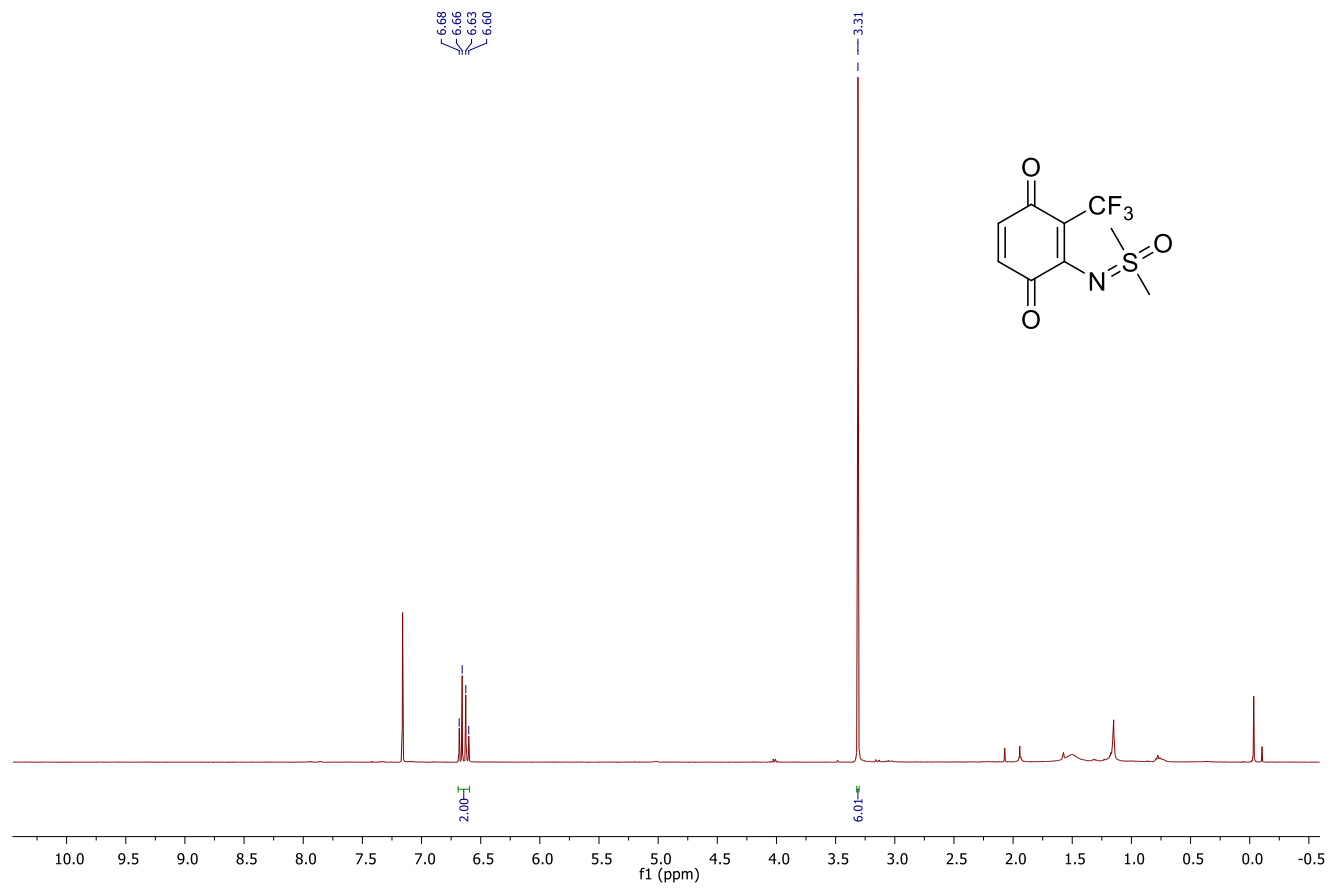
05-Jul-2023
14:15:28
1: TOF MS ES+
3.77e+006



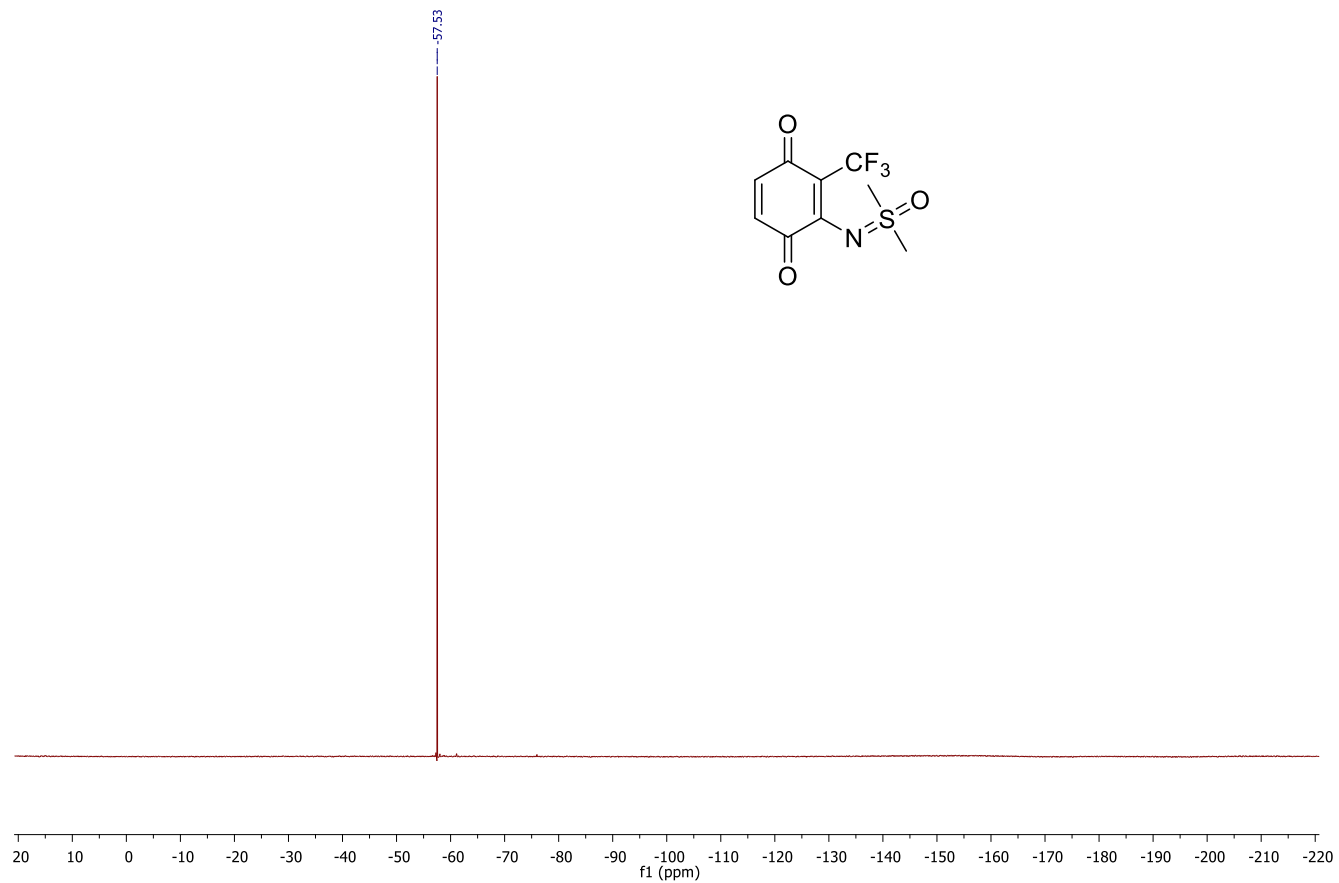
Minimum: -1.5
Maximum: 2.0 100.0 50.0

Mass	Calc. Mass	mDa	PPM	DBE	i-FIT	Norm	Conf (%)	Formula
344.0569	344.0568	0.1	0.3	8.5	926.2	n/a	n/a	C15 H13 N O3 F3 S

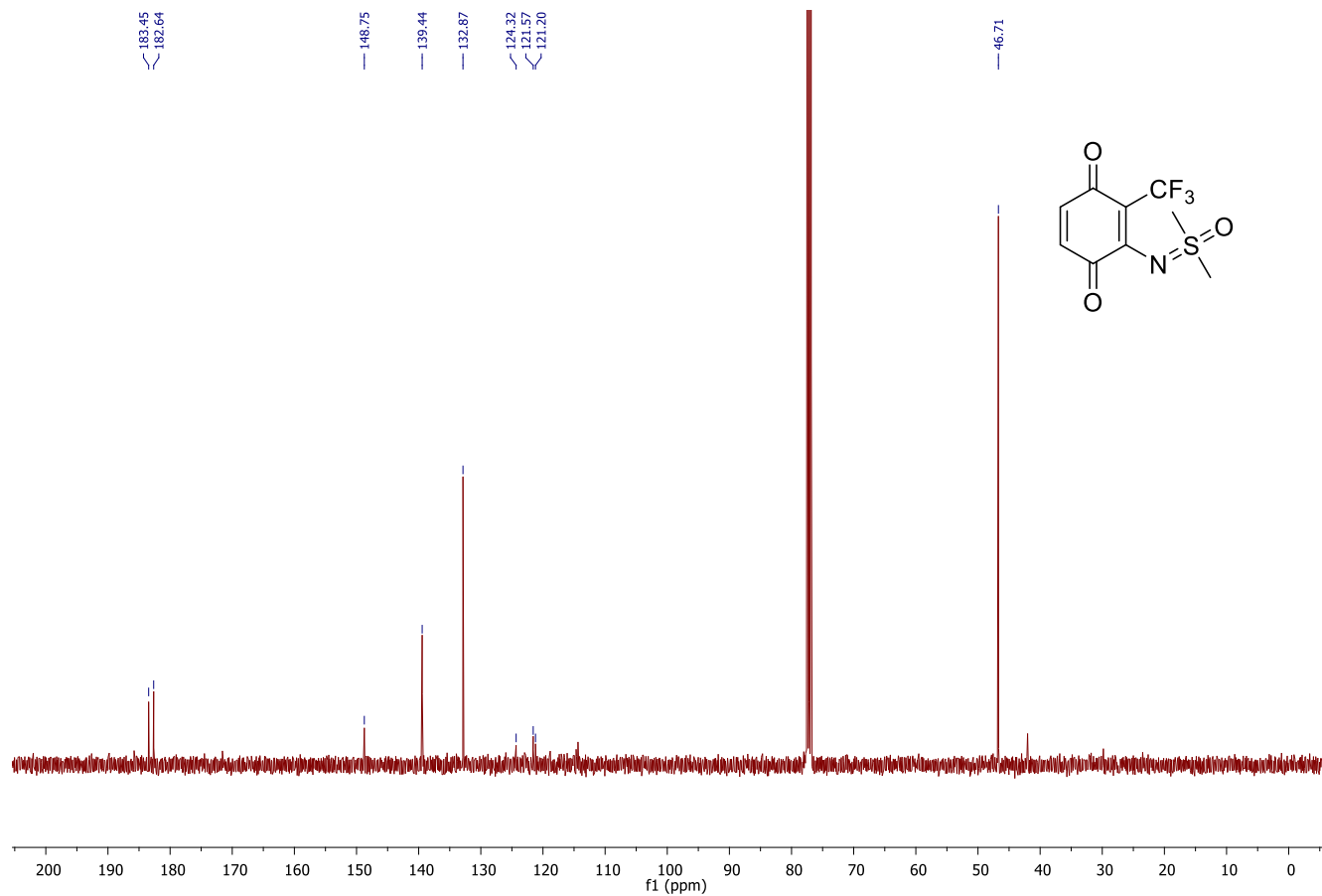
^1H NMR (400 MHz) of 5h in CDCl_3



^{19}F NMR (377 MHz) of 5h in CDCl_3



^{13}C $\{^1\text{H}\}$ NMR (101 MHz) of 5h in CDCl_3



HRMS of 5h

Elemental Composition Report

Page 1

Single Mass Analysis

Tolerance = 50.0 PPM / DBE: min = -1.5, max = 50.0

Element prediction: Off

Number of isotope peaks used for i-FIT = 3

Monoisotopic Mass, Even Electron Ions

75 formula(e) evaluated with 1 results within limits (up to 3 closest results for each mass)

Elements Used:

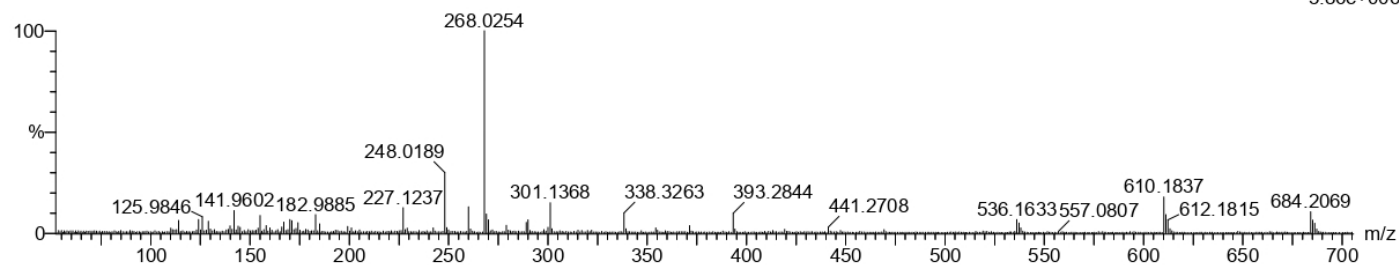
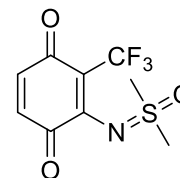
C: 0-11 H: 0-100 N: 0-1 O: 0-3 F: 0-3 S: 0-1

BQS-9-CF3

QMI DIVISION, CSIR-IIIM JAMMU
Xevo G2-XS QTOF YFC2015

100723_04 9 (0.208) Cm (9:11)

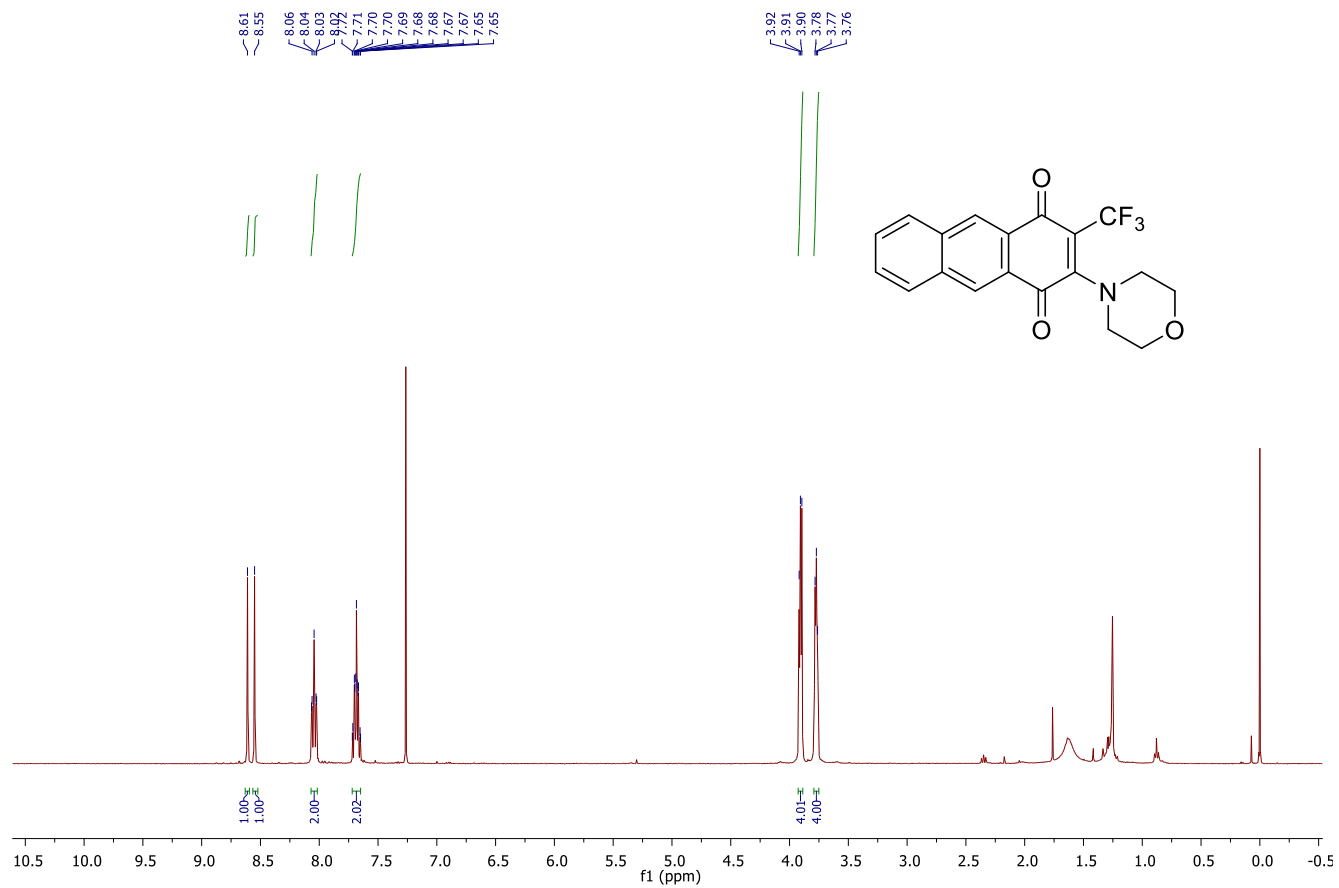
10-Jul-2023
12:32:18
1: TOF MS ES+
3.86e+006



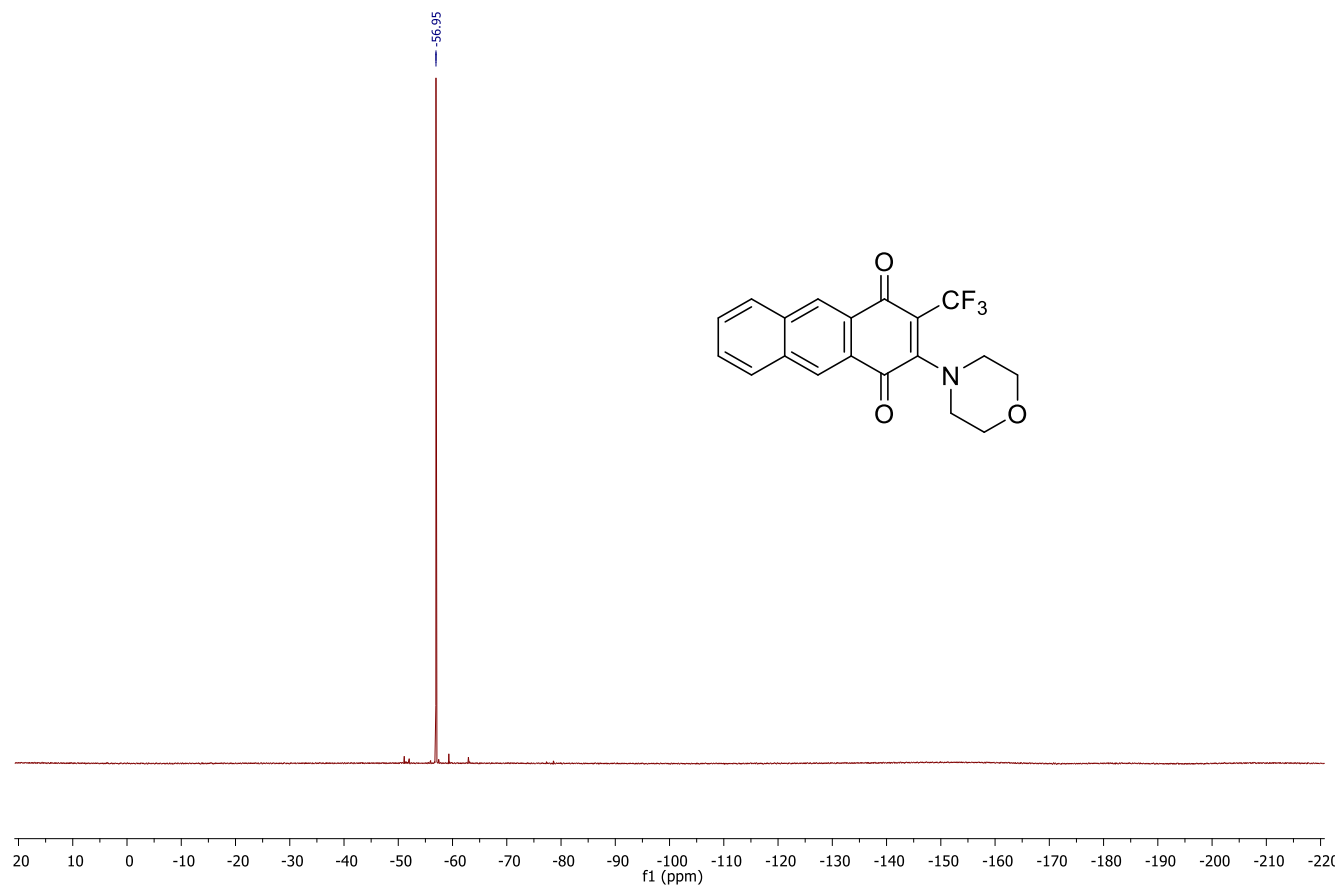
Minimum: -1.5
Maximum: 2.0 50.0 50.0

Mass	Calc. Mass	mDa	PPM	DBE	i-FIT	Norm	Conf (%)	Formula
268.0254	268.0255	-0.1	-0.4	4.5	54.7	n/a	n/a	C9 H9 N O3 F3 S

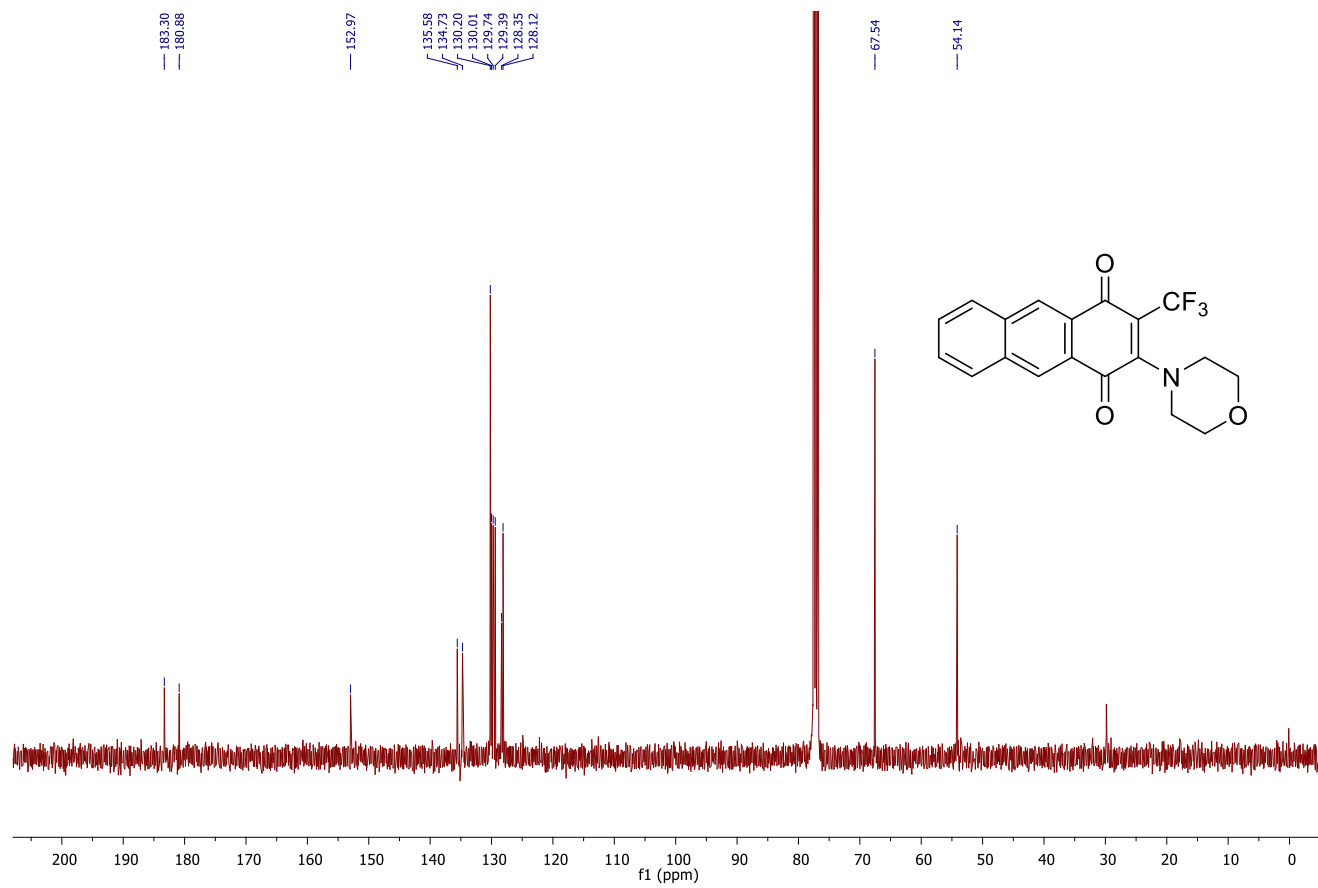
^1H NMR (400 MHz) of **5i** in CDCl_3



^{19}F NMR (377 MHz) of 5i in CDCl_3



^{13}C $\{^1\text{H}\}$ NMR (101 MHz) of 5i in CDCl_3



HRMS of 5i

Elemental Composition Report

Single Mass Analysis

Tolerance = 50.0 PPM / DBE: min = -1.5, max = 50.0

Element prediction: Off

Number of isotope peaks used for i-FIT = 4

Monoisotopic Mass, Even Electron Ions

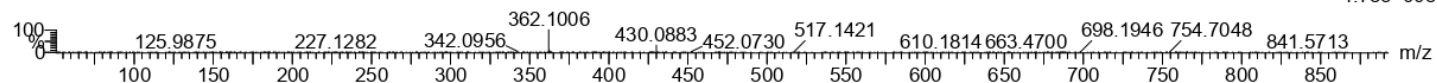
37 formula(e) evaluated with 1 results within limits (all results (up to 1000) for each mass)

Elements Used:

C: 0-19 H: 0-100 N: 0-1 O: 0-3 F: 0-3

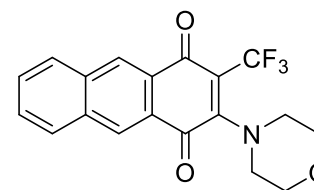
280623_02 9 (0.208)

1: TOF MS ES+

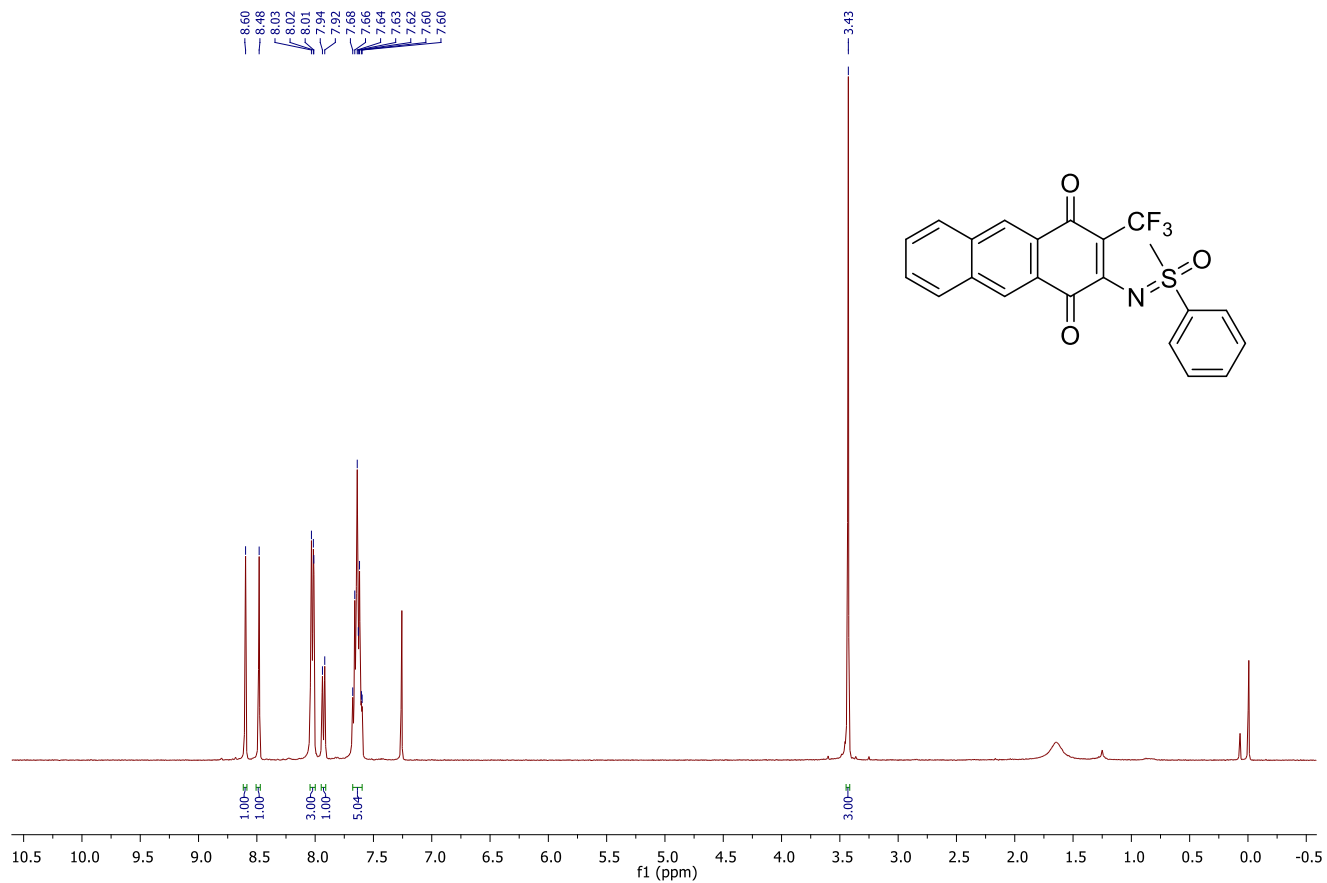


Minimum: -1.5
Maximum: 5.0 50.0 50.0

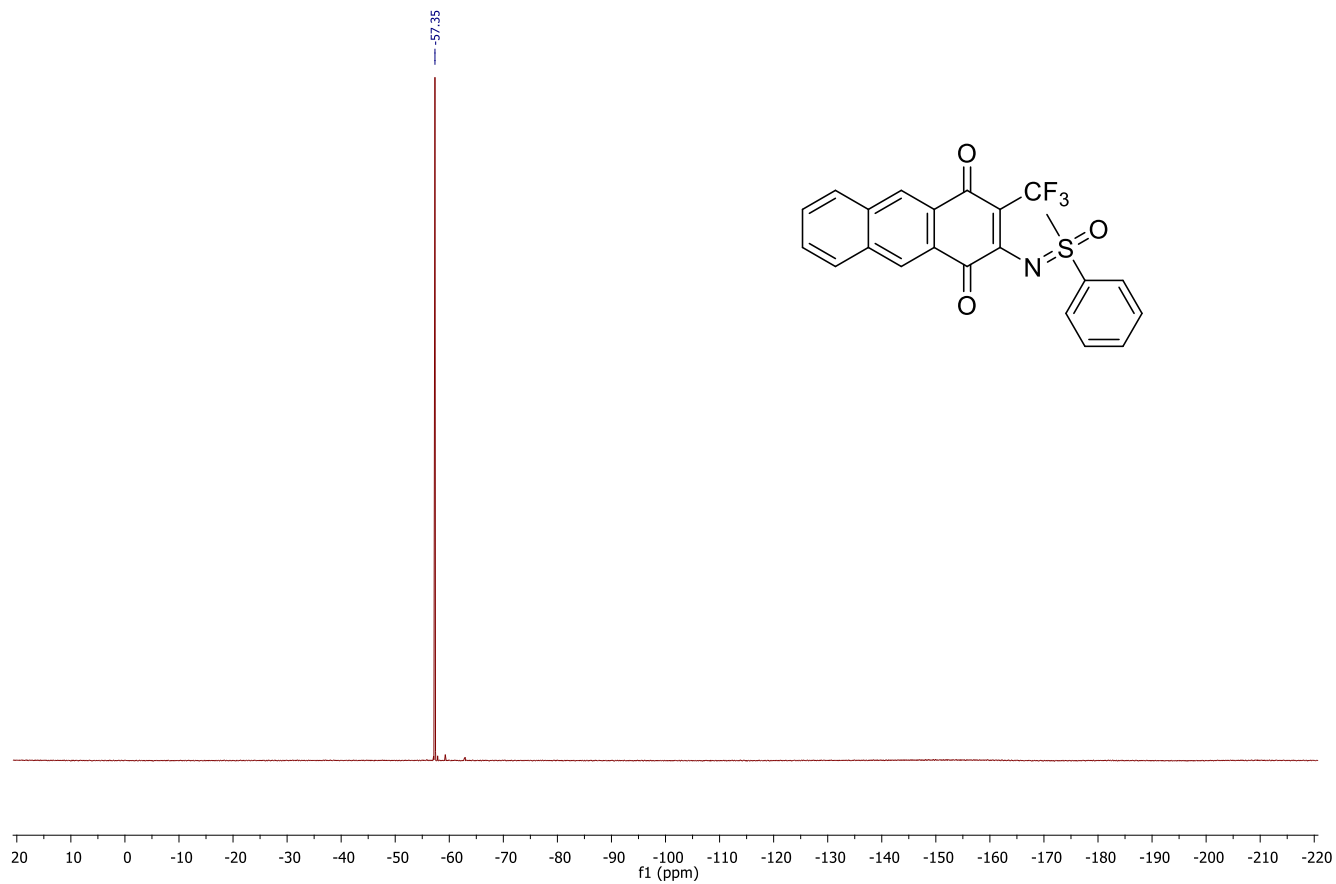
Mass	Calc. Mass	mDa	PPM	DBE	i-FIT	Norm	Conf (%)	Formula
362.1006	362.1004	0.2	0.6	11.5	87.7	n/a	n/a	C19 H15 N O3 F3



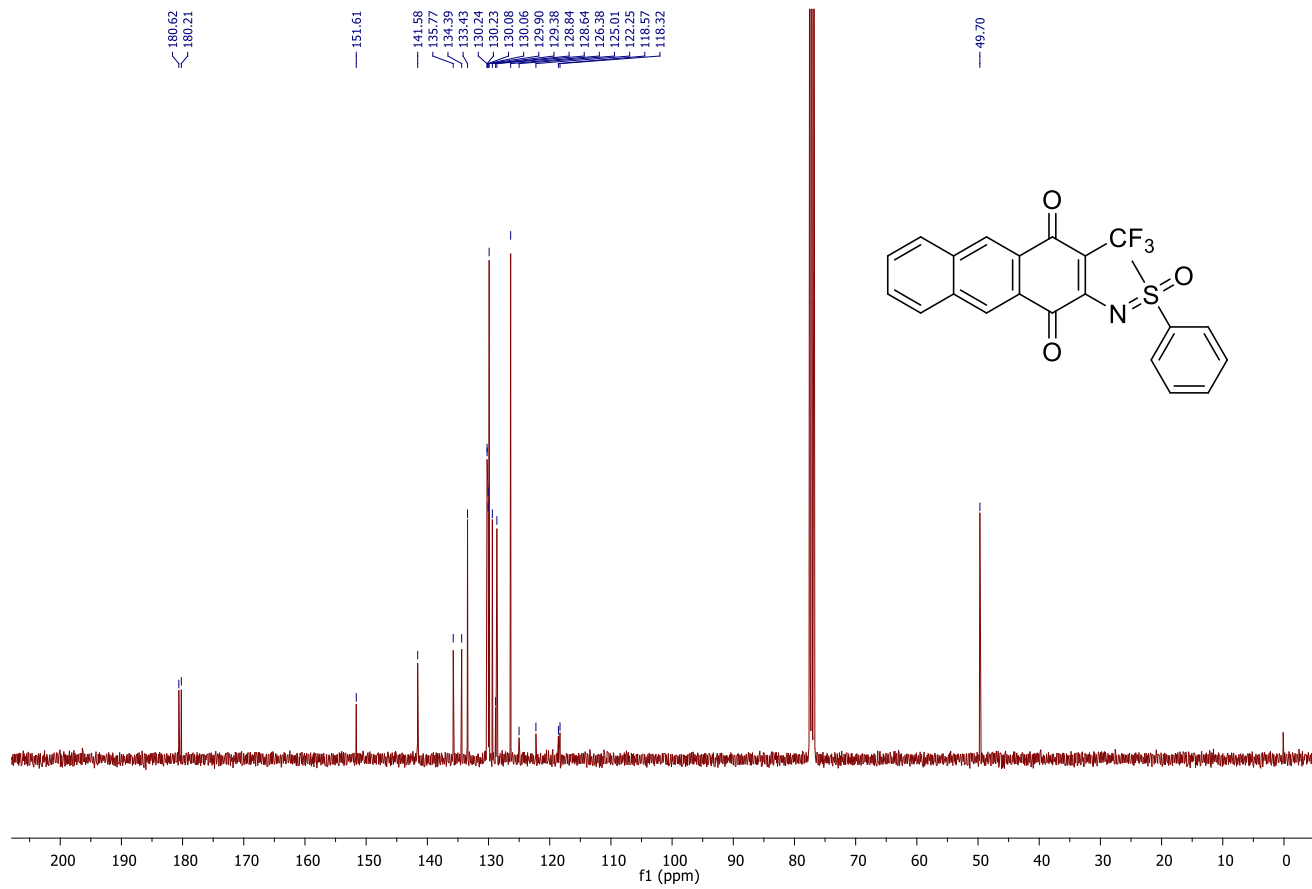
^1H NMR (400 MHz) of 5j in CDCl_3



^{19}F NMR (377 MHz) of 5j in CDCl_3



^{13}C $\{^1\text{H}\}$ NMR (101 MHz) of 5j in CDCl_3



HRMS of 5j

Elemental Composition Report

Page 1

Single Mass Analysis

Tolerance = 100.0 PPM / DBE: min = -1.5, max = 50.0

Element prediction: Off

Number of isotope peaks used for i-FIT = 3

Monoisotopic Mass, Even Electron Ions

69 formula(e) evaluated with 1 results within limits (up to 3 closest results for each mass)

Elements Used:

C: 0-22 H: 0-100 N: 0-1 O: 0-3 F: 0-3 S: 0-1

AQS-CF3

QMI DIVISION, CSIR-IIIM JAMMU
Xevo G2-XS QTOF YFC2015

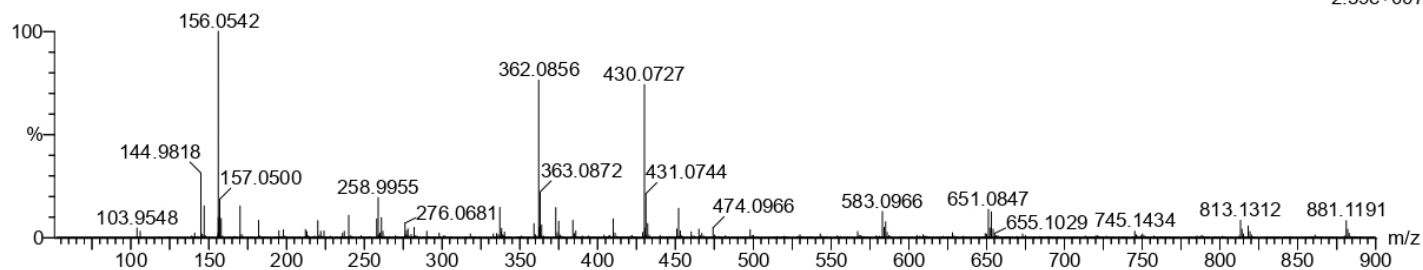
05-Jul-2023

14:20:46

1: TOF MS ES+

2.59e+007

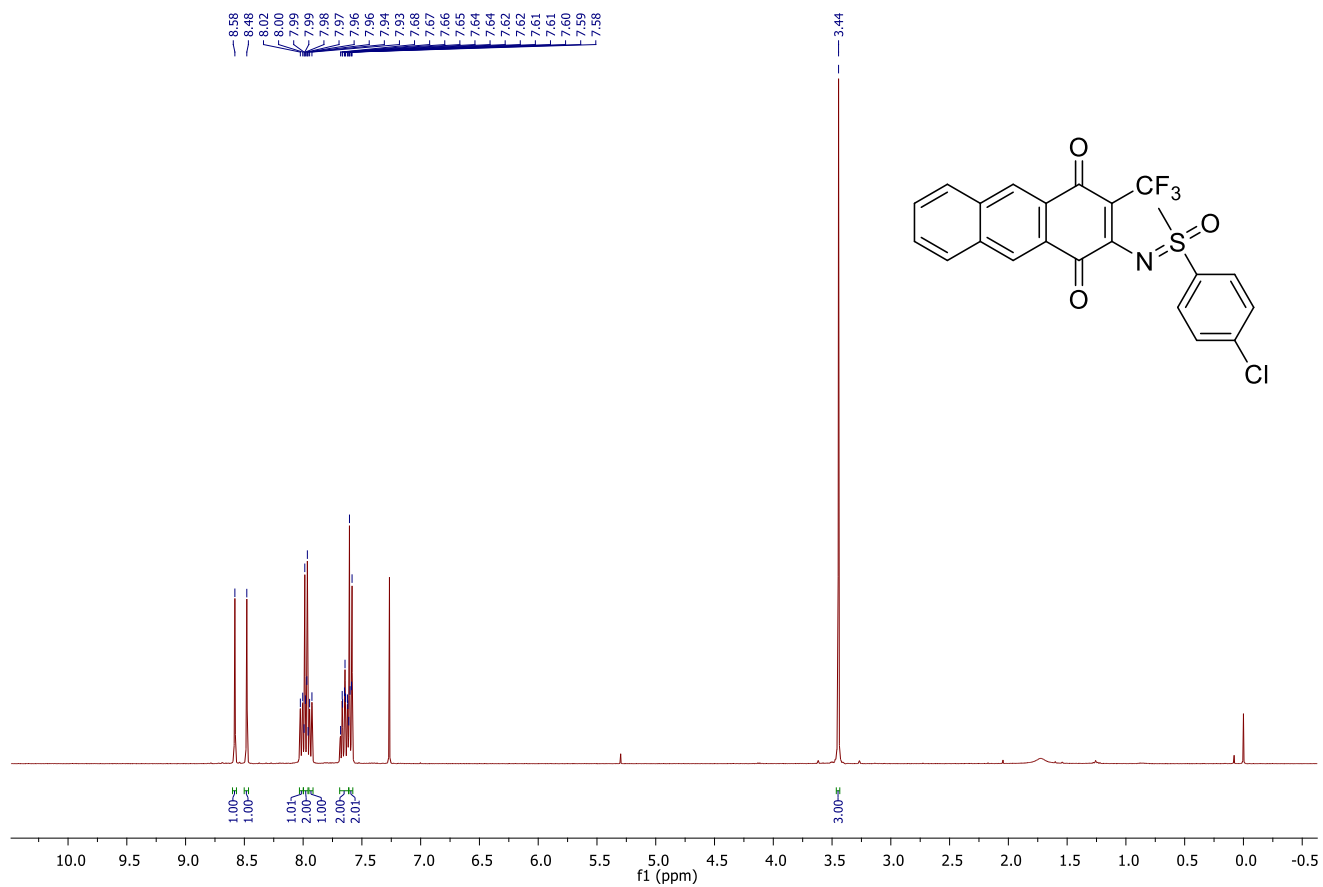
050723_05 6 (0.138)



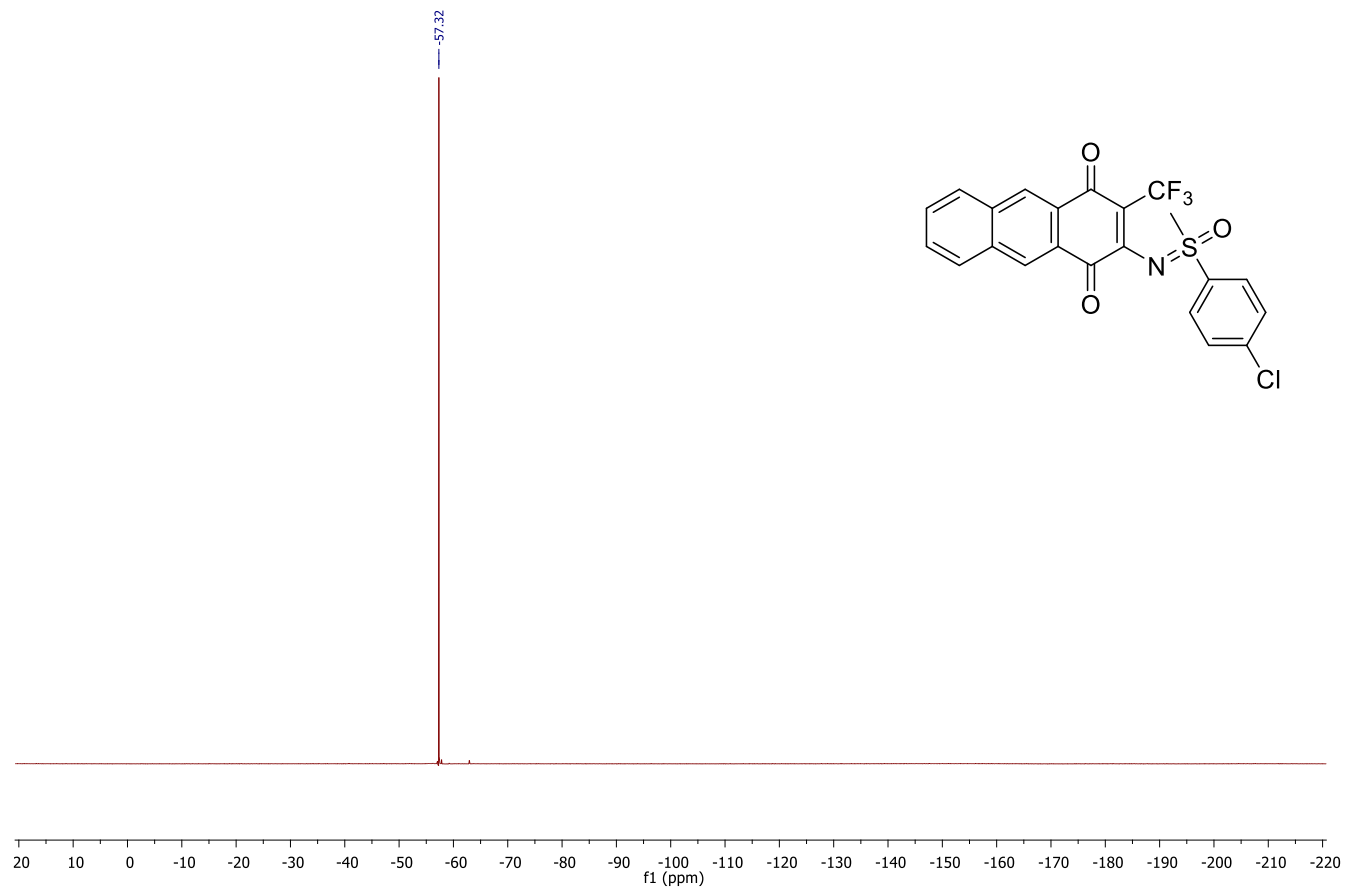
Minimum: -1.5
Maximum: 2.0 100.0 50.0

Mass	Calc. Mass	mDa	PPM	DBE	i-FIT	Norm	Conf (%)	Formula
430.0727	430.0725	0.2	0.5	14.5	891.7	n/a	n/a	C22 H15 N O3 F3 S

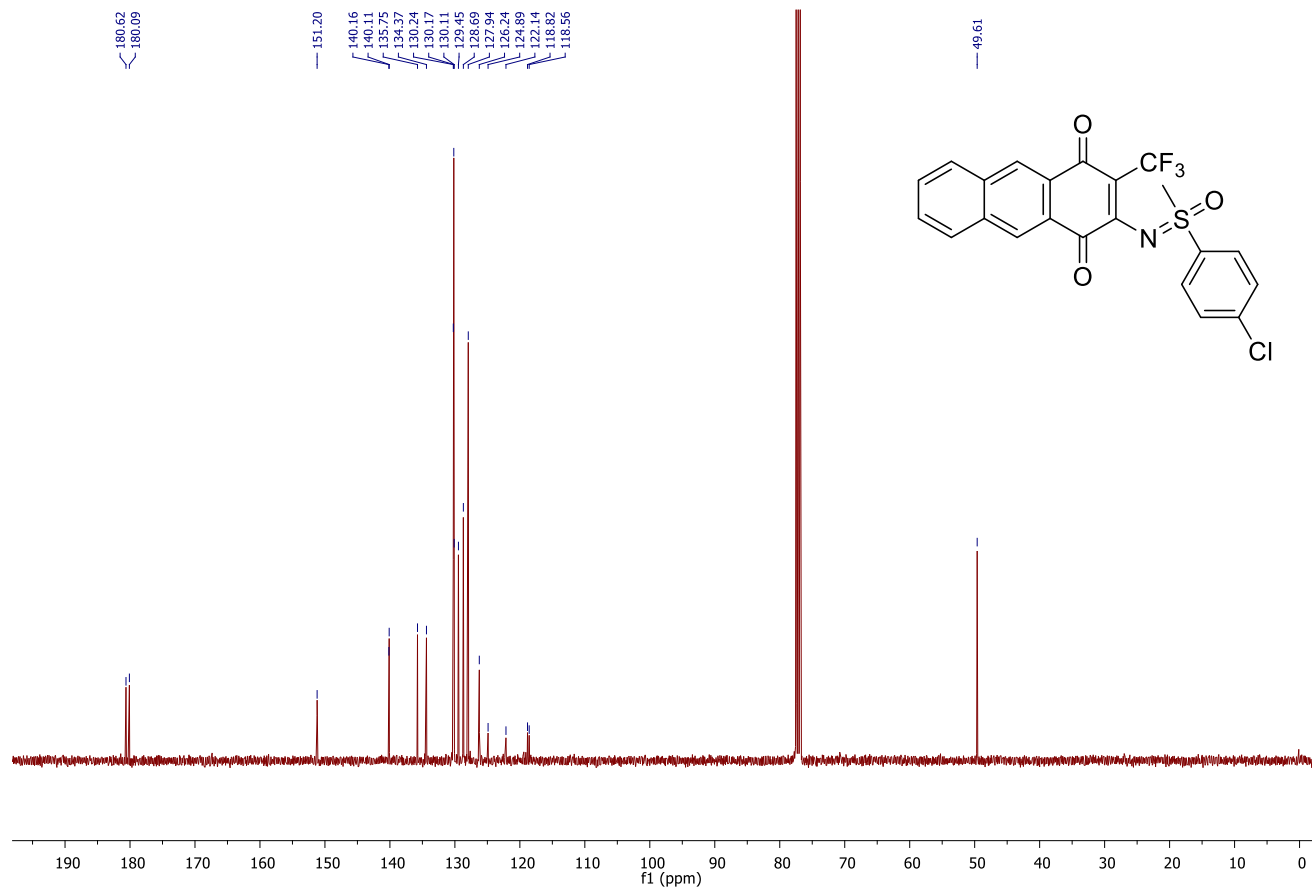
^1H NMR (400 MHz) of 5k in CDCl_3



^{19}F NMR (377 MHz) of 5k in CDCl_3



^{13}C $\{^1\text{H}\}$ NMR (101 MHz) of 5k in CDCl_3



HRMS of 5k

Elemental Composition Report

Single Mass Analysis

Tolerance = 50.0 PPM / DBE: min = -1.5, max = 50.0

Element prediction: Off

Number of isotope peaks used for i-FIT = 3

Monoisotopic Mass, Even Electron Ions

127 formula(e) evaluated with 1 results within limits (up to 3 closest results for each mass)

Elements Used:

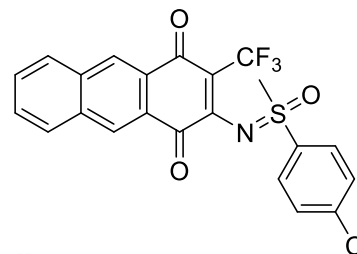
C: 0-22 H: 0-45 N: 0-1 O: 0-3 F: 0-3 S: 0-1 Cl: 0-1

AQS-2-CF3

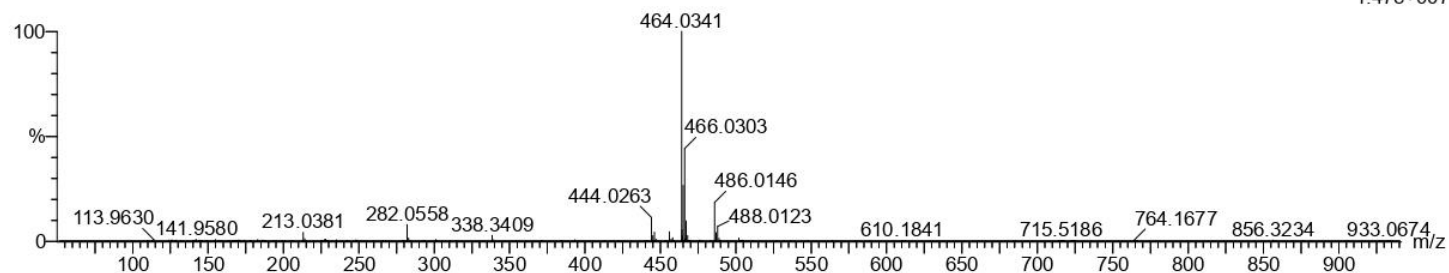
QMI DIVISION, CSIR-IIIM JAMMU
Xevo G2-XS QTOF YFC2015

100723_02 8 (0.172)

Page 1



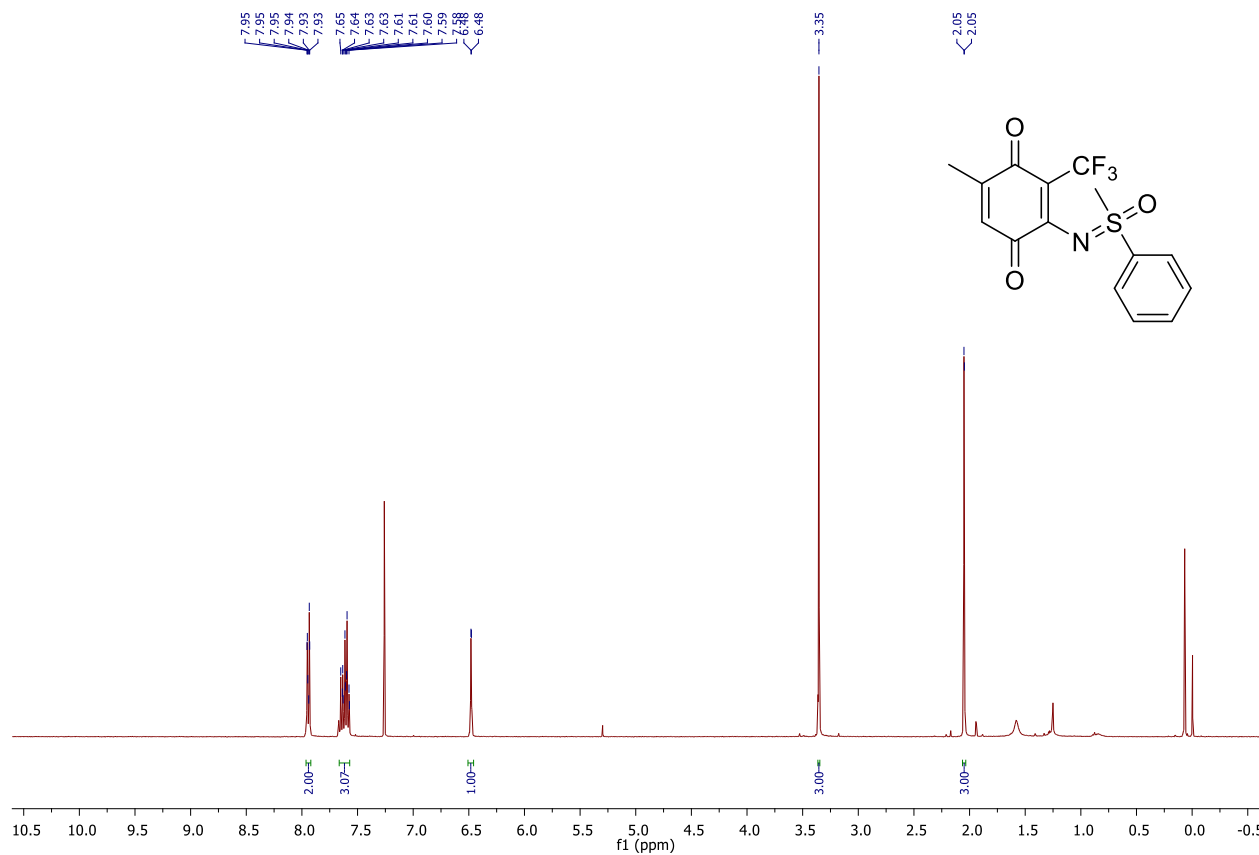
10-Jul-2023
12:26:54
1: TOF MS ES+
1.47e+007



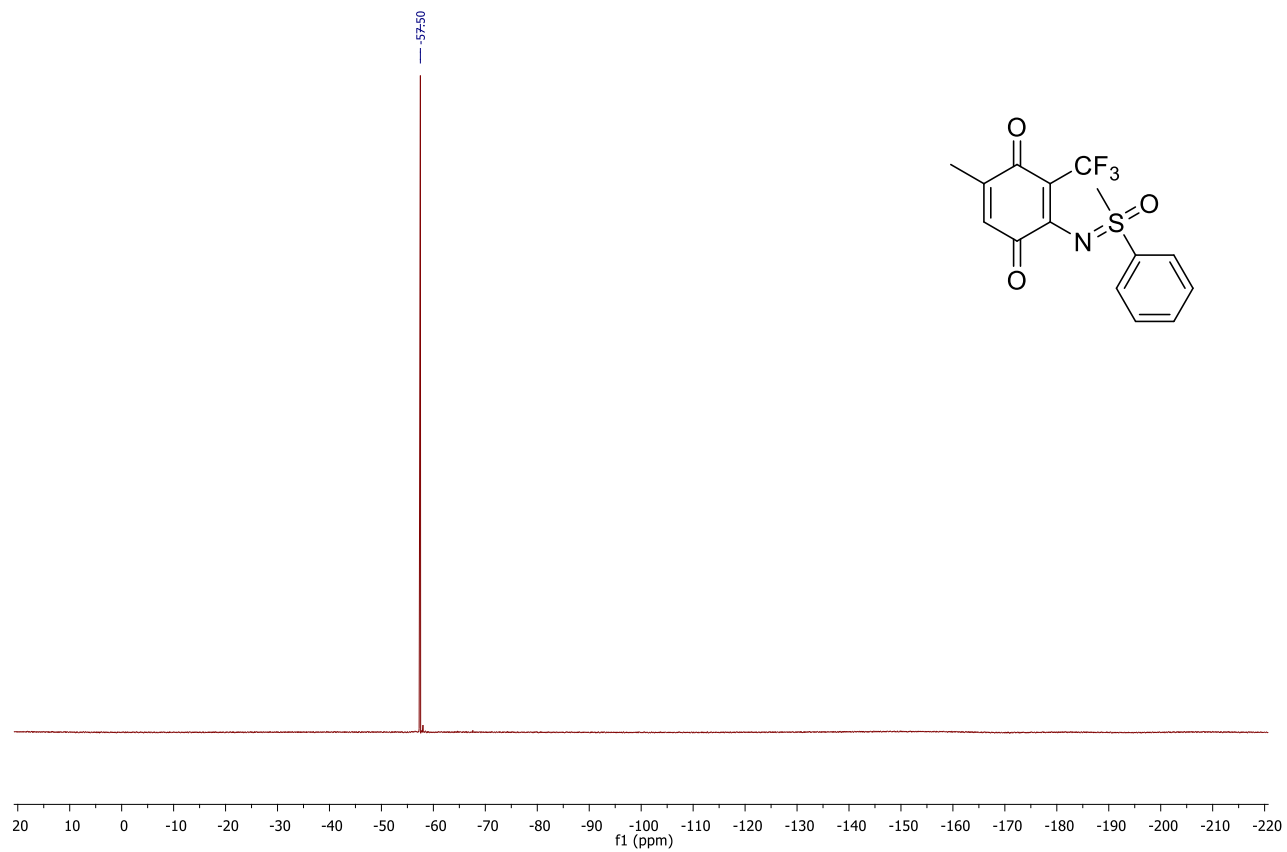
Minimum: -1.5
Maximum: 2.0 50.0 50.0

Mass	Calc. Mass	mDa	PPM	DBE	i-FIT	Norm	Conf(%)	Formula
464.0341	464.0335	0.6	1.3	14.5	844.4	n/a	n/a	C22 H14 N O3 F3 S Cl

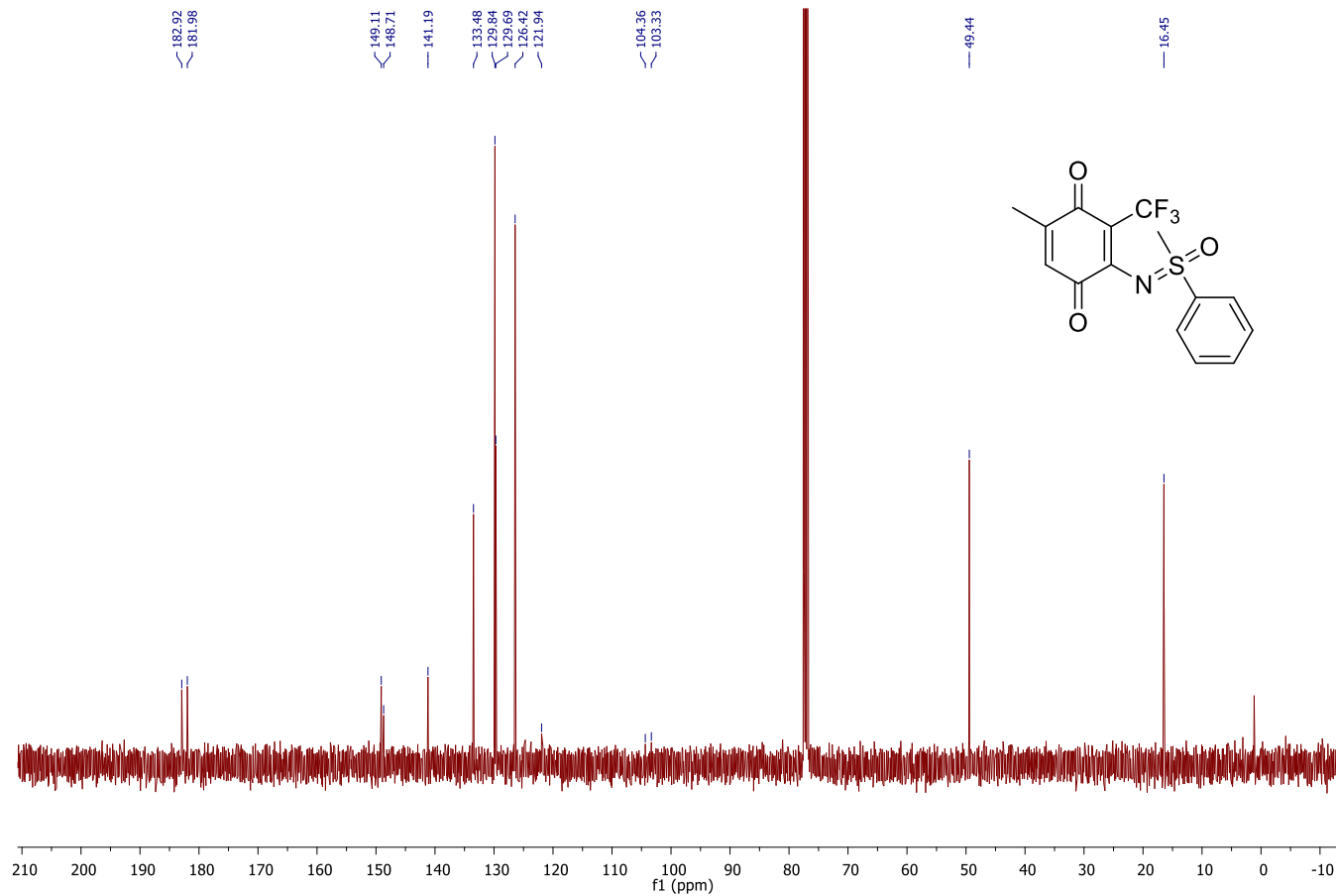
^1H NMR (400 MHz) of 5l in CDCl_3



^{19}F NMR (377 MHz) of 5l in CDCl_3



^{13}C $\{^1\text{H}\}$ NMR (101 MHz) of 5l in CDCl_3



HRMS of 5l

Elemental Composition Report

Page 1

Single Mass Analysis

Tolerance = 50.0 PPM / DBE: min = -1.5, max = 50.0

Element prediction: Off

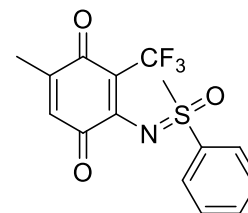
Number of isotope peaks used for i-FIT = 3

Monoisotopic Mass, Even Electron Ions

65 formula(e) evaluated with 1 results within limits (up to 3 closest results for each mass)

Elements Used:

C: 0-15 H: 0-100 N: 0-1 O: 0-3 S: 0-1 F: 0-3



Me-BQ

QMI DIVISION, CSIR-IIIM JAMMU
Xevo G2-XS QTOF YFC2015

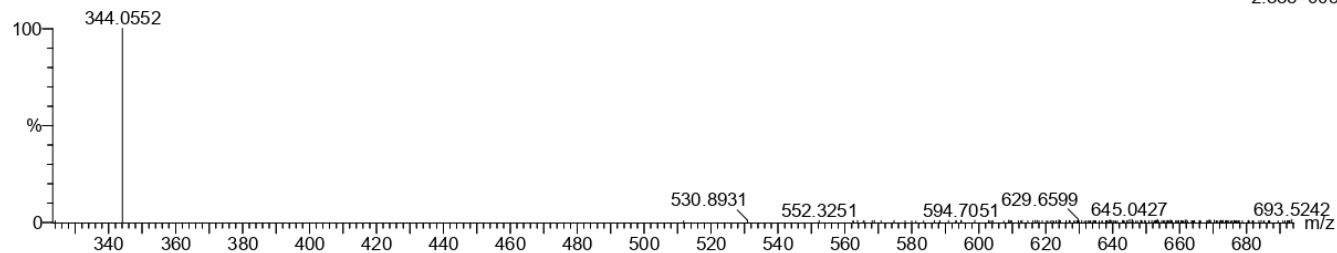
08-Aug-2023

11:30:11

1: TOF MS ES+

2.88e+003

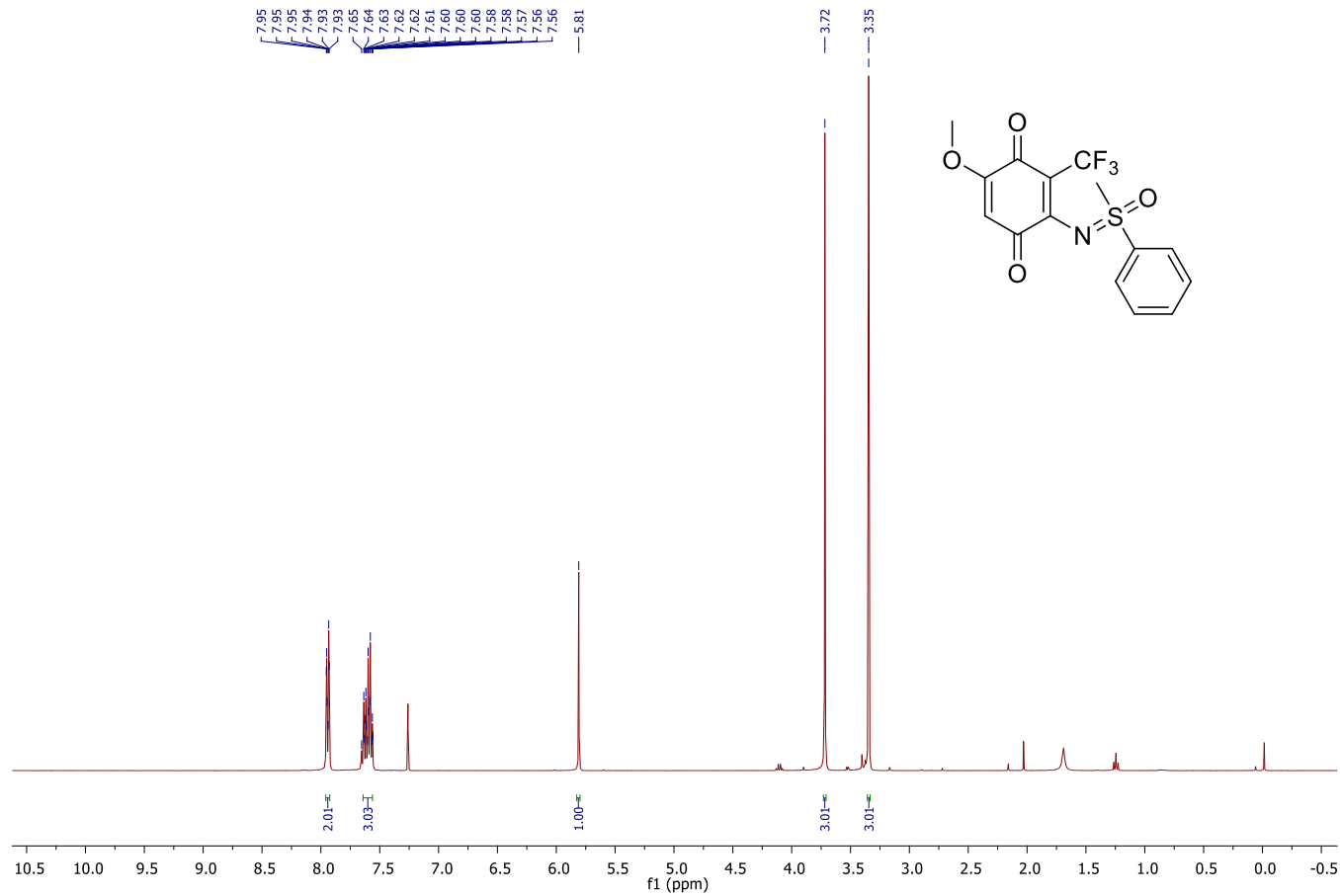
080823_04 4 (0.104)



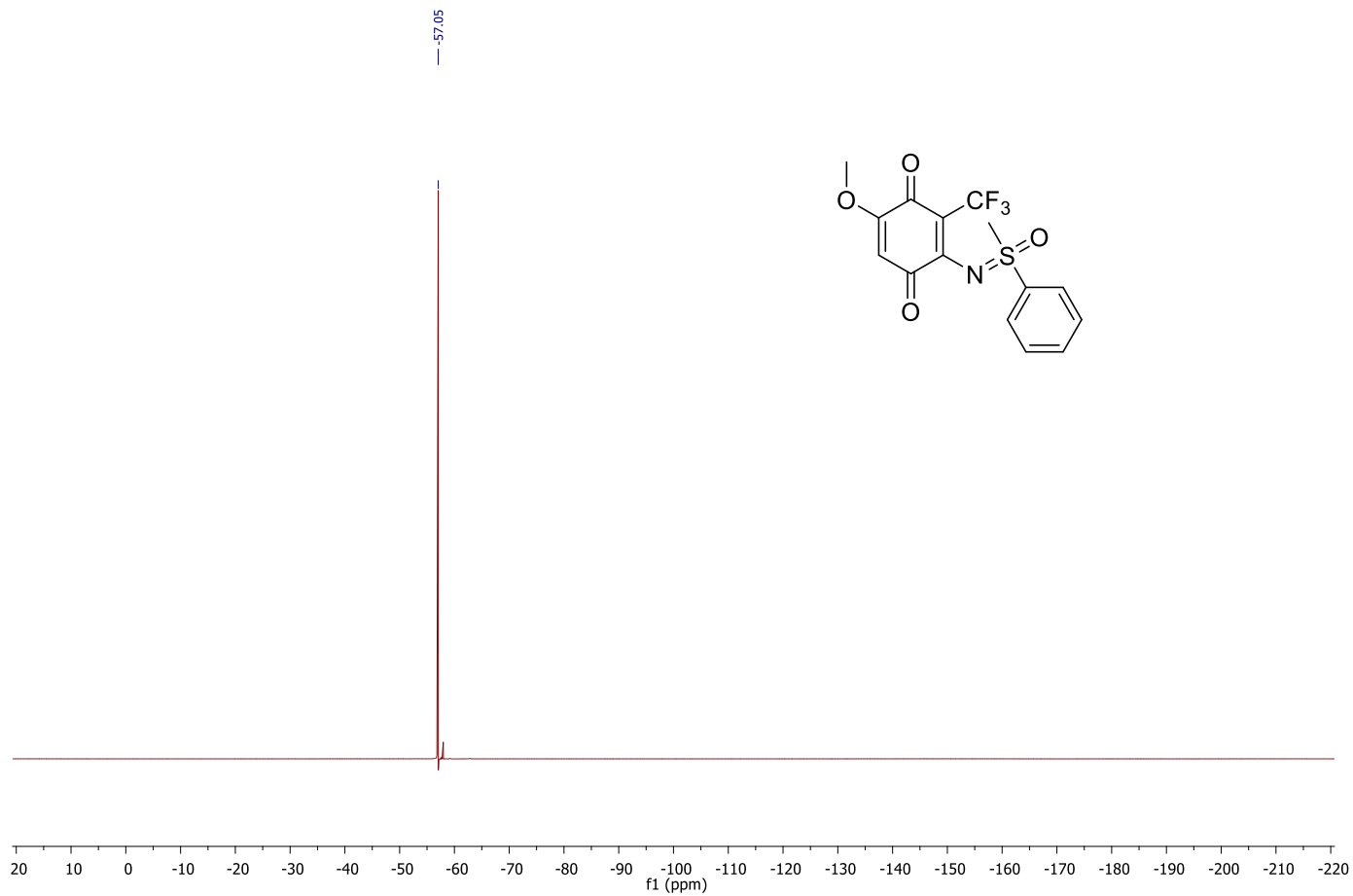
Minimum: -1.5
Maximum: 2.0 50.0 50.0

Mass	Calc. Mass	mDa	PPM	DBE	i-FIT	Norm	Conf (%)	Formula
344.0552	344.0568	-1.6	-4.7	8.5	26.2	n/a	n/a	C15 H13 N O3 S F3

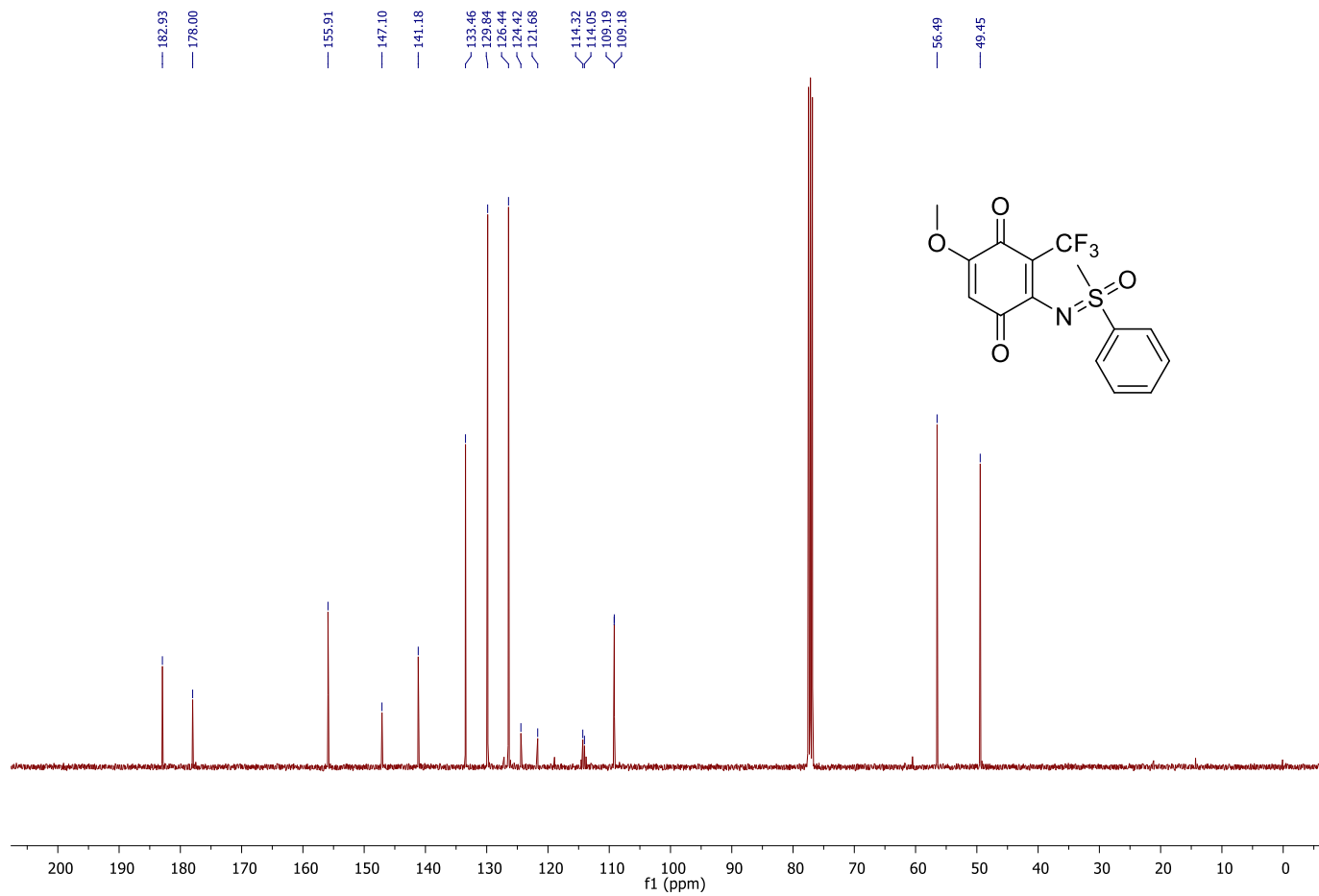
^1H NMR (400 MHz) of 5m in CDCl_3



^{19}F NMR (377 MHz) of 5m in CDCl_3



^{13}C $\{^1\text{H}\}$ NMR (101 MHz) of 5m in CDCl_3



HRMS of 5m

Elemental Composition Report

Single Mass Analysis

Tolerance = 50.0 PPM / DBE: min = -1.5, max = 50.0

Element prediction: Off

Number of isotope peaks used for i-FIT = 3

Monoisotopic Mass, Even Electron Ions

81 formula(e) evaluated with 1 results within limits (up to 3 closest results for each mass)

Elements Used:

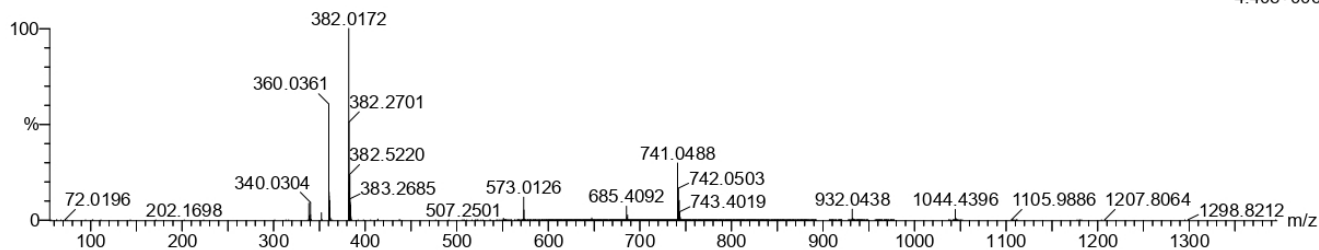
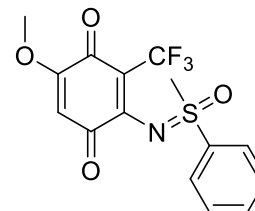
C: 0-15 H: 0-100 N: 0-1 O: 0-4 F: 0-3 S: 0-1

OMe-BQ

QMI DIVISION, CSIR-IIIM JAMMU
Xevo G2-XS QTOF YFC2015

080823_02 6 (0.138)

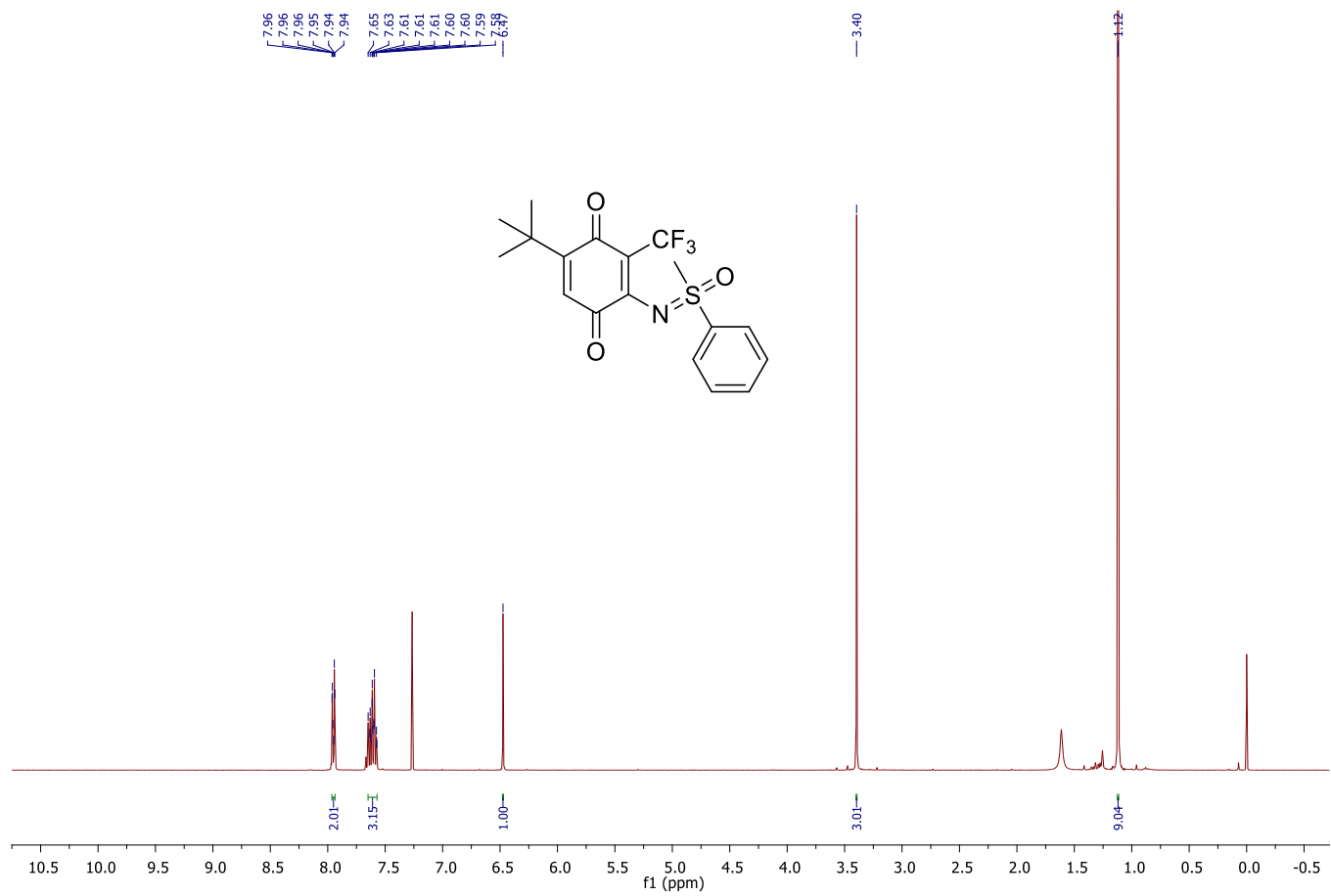
09-Aug-2023
16:55:49
1: TOF MS ES+
4.40e+006



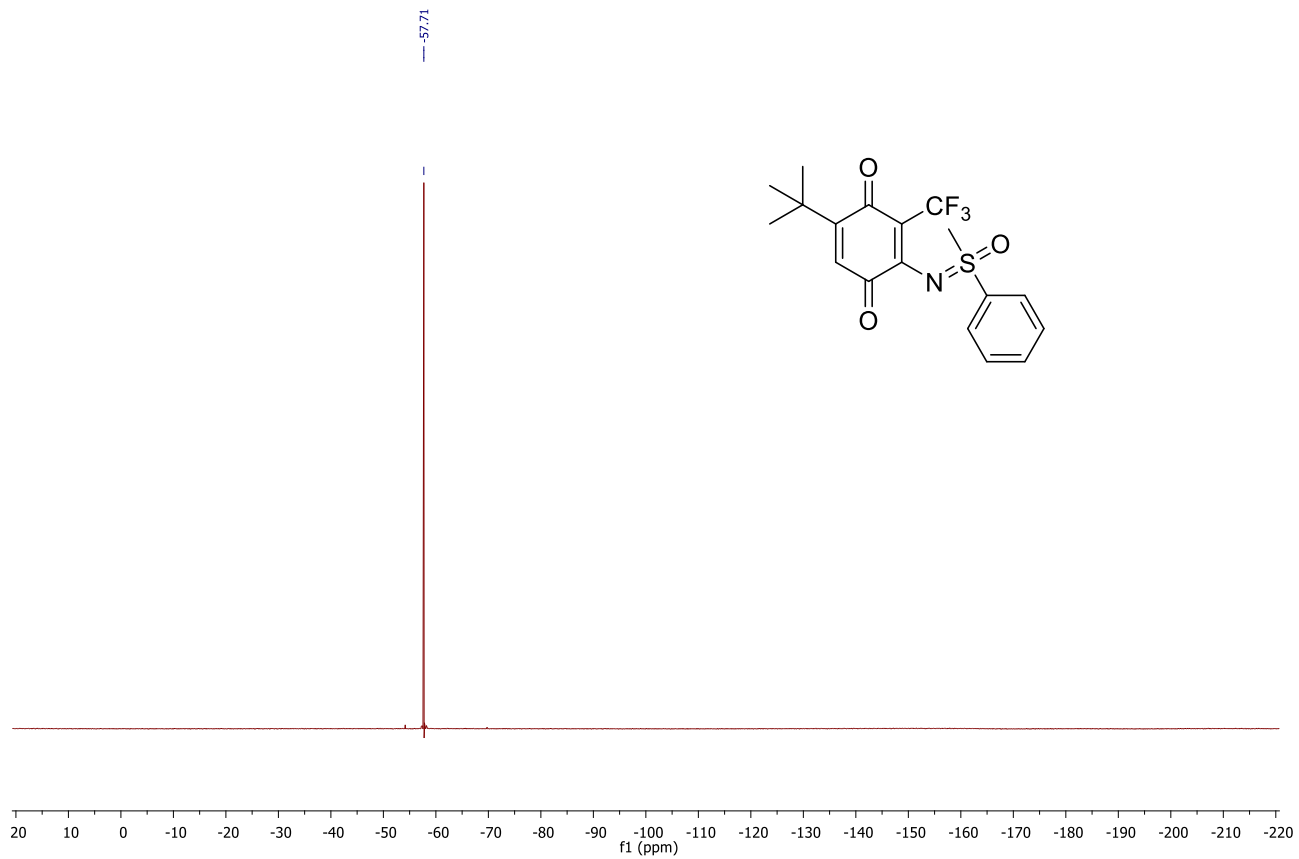
Minimum: -1.5
Maximum: 2.0 50.0 50.0

Mass	Calc. Mass	mDa	PPM	DBE	i-FIT	Norm	Conf (%)	Formula
360.0361	360.0517	-15.6	-43.3	8.5	326.1	n/a	n/a	C15 H13 N O4 F3 S

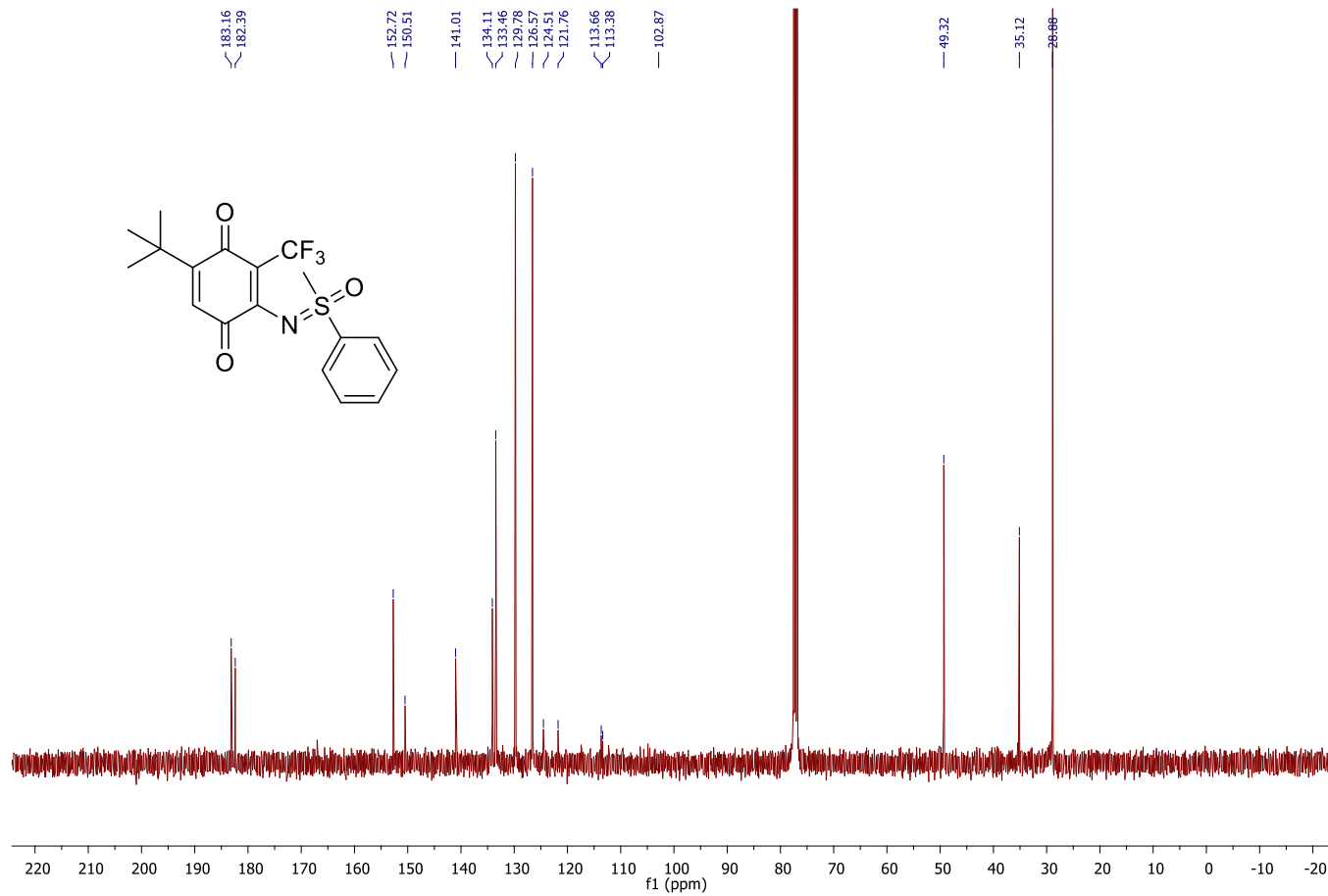
^1H NMR (400 MHz) of 5n in CDCl_3



^{19}F NMR (377 MHz) of 5n in CDCl_3



^{13}C $\{^1\text{H}\}$ NMR (101 MHz) of 5n in CDCl_3



HRMS of 5n

Elemental Composition Report

Single Mass Analysis

Tolerance = 50.0 PPM / DBE: min = -1.5, max = 50.0

Element prediction: Off

Number of isotope peaks used for i-FIT = 3

Monoisotopic Mass, Even Electron Ions

81 formula(e) evaluated with 1 results within limits (up to 3 closest results for each mass)

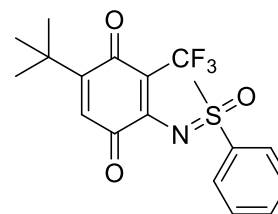
Elements Used:

C: 0-15 H: 0-100 N: 0-1 O: 0-4 F: 0-3 S: 0-1

OMe-BQ

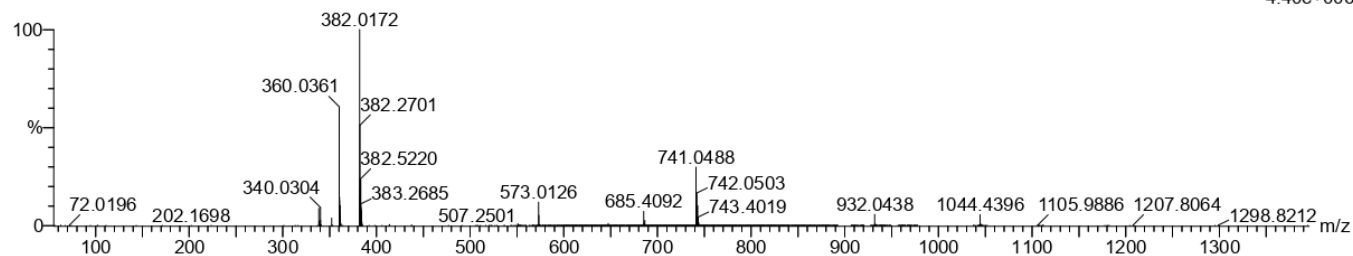
QMI DIVISION, CSIR-IIIM JAMMU
Xevo G2-XS QTOF YFC2015

Page 1



080823_02 6 (0.138)

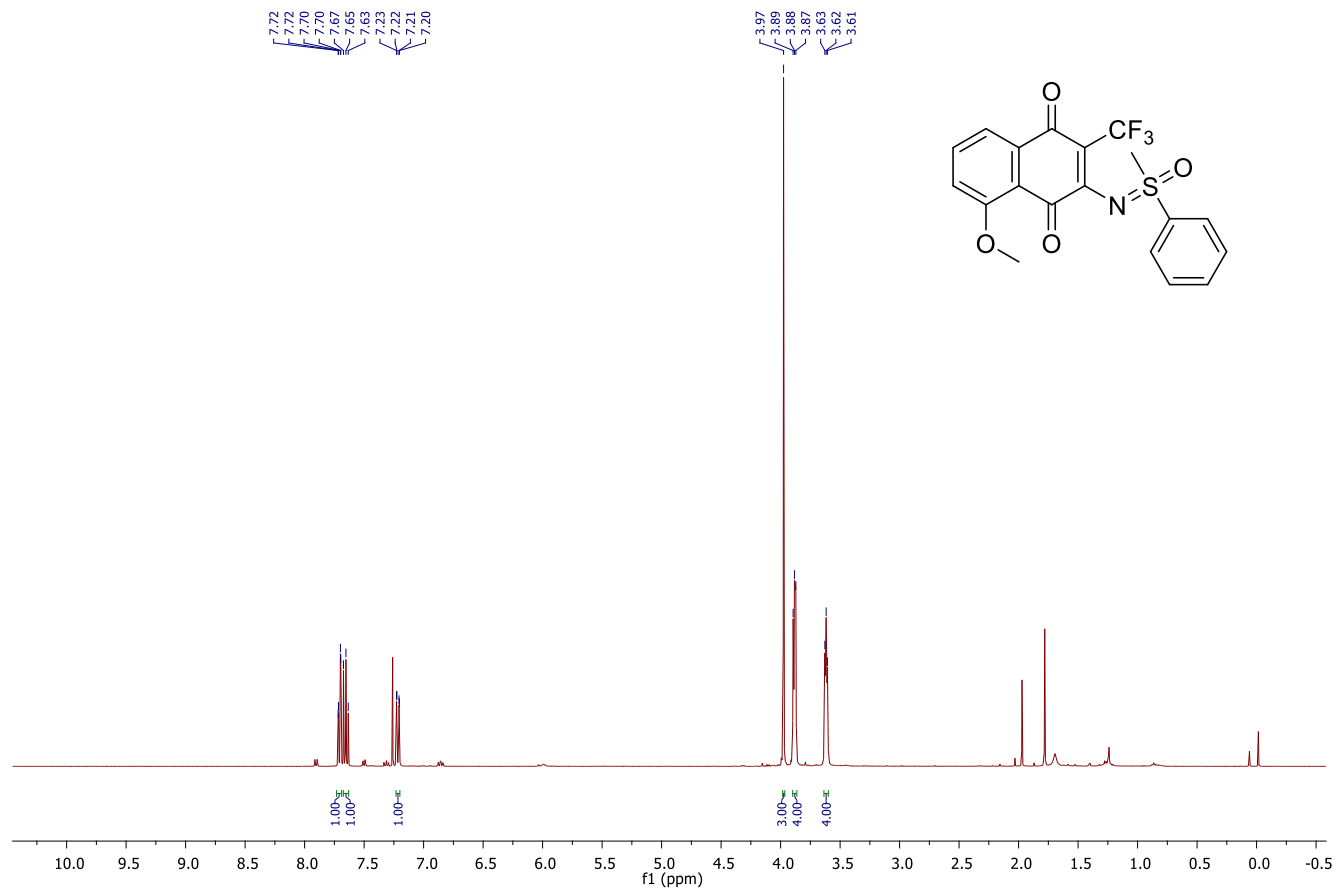
09-Aug-2023
16:55:49
1: TOF MS ES+
4.40e+006



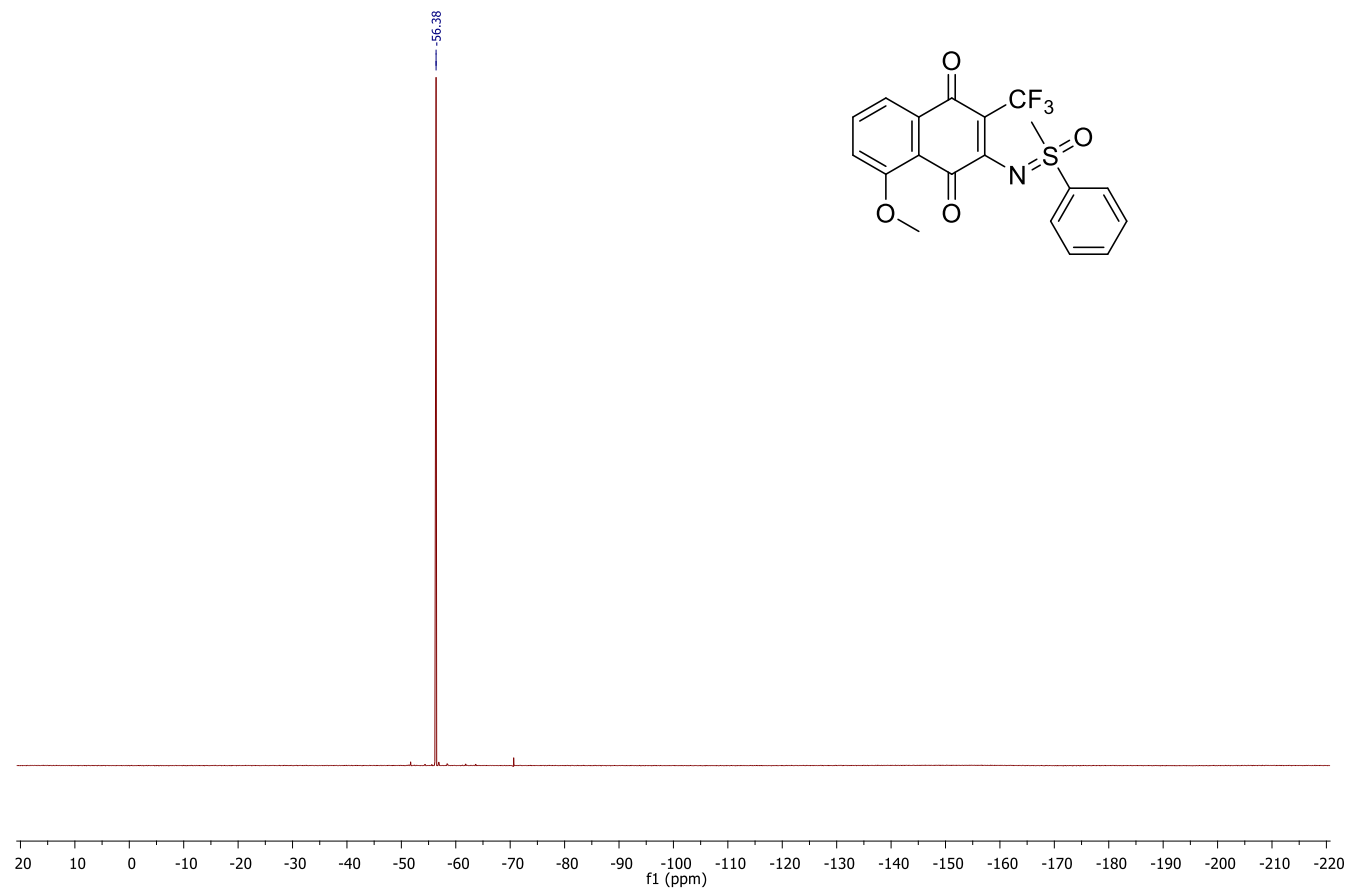
Minimum: -1.5
Maximum: 2.0 50.0 50.0

Mass	Calc. Mass	mDa	PPM	DBE	i-FIT	Norm	Conf(%)	Formula
360.0361	360.0517	-15.6	-43.3	8.5	326.1	n/a	n/a	C15 H13 N O4 F3 S

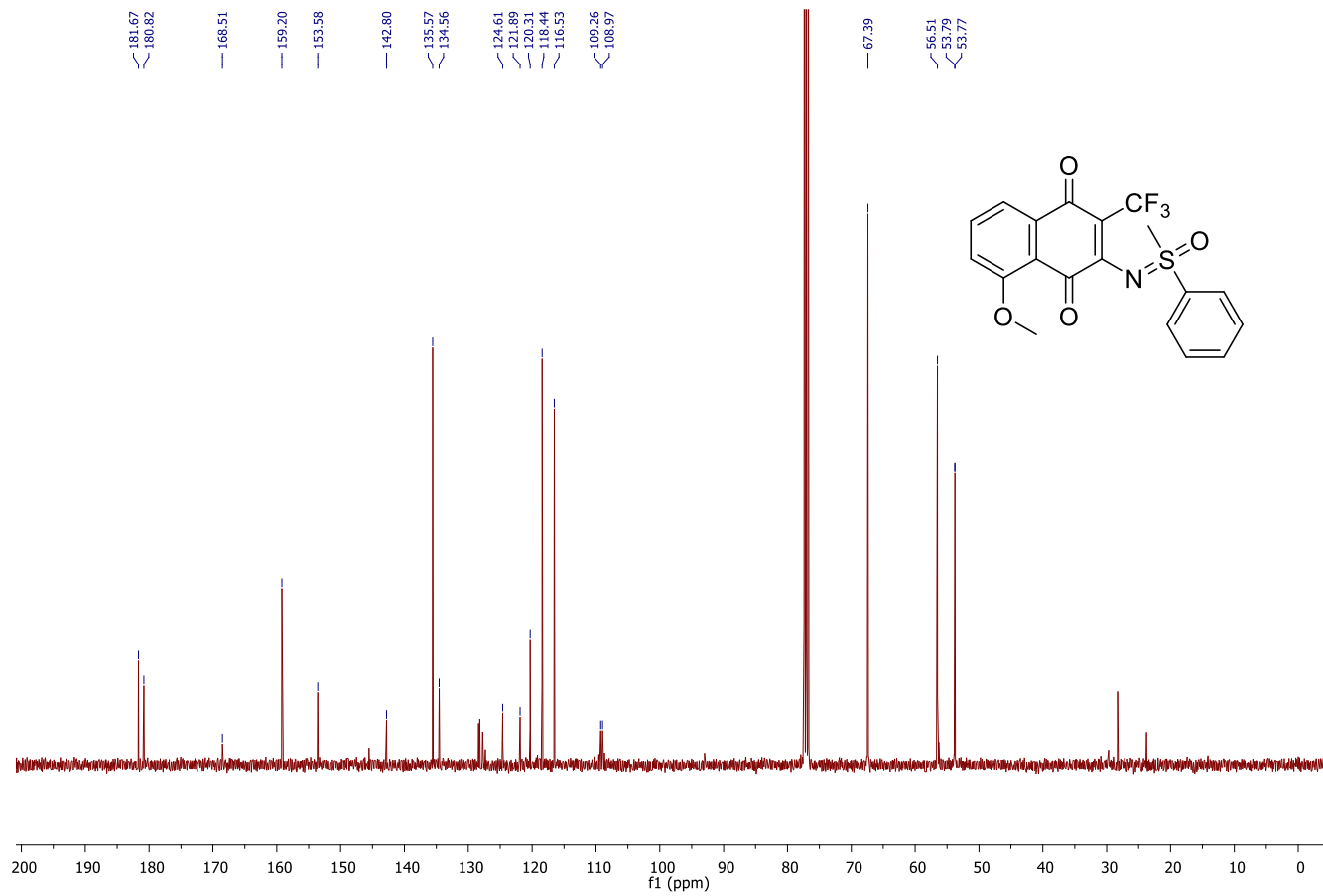
^1H NMR (400 MHz) of 8a in CDCl_3



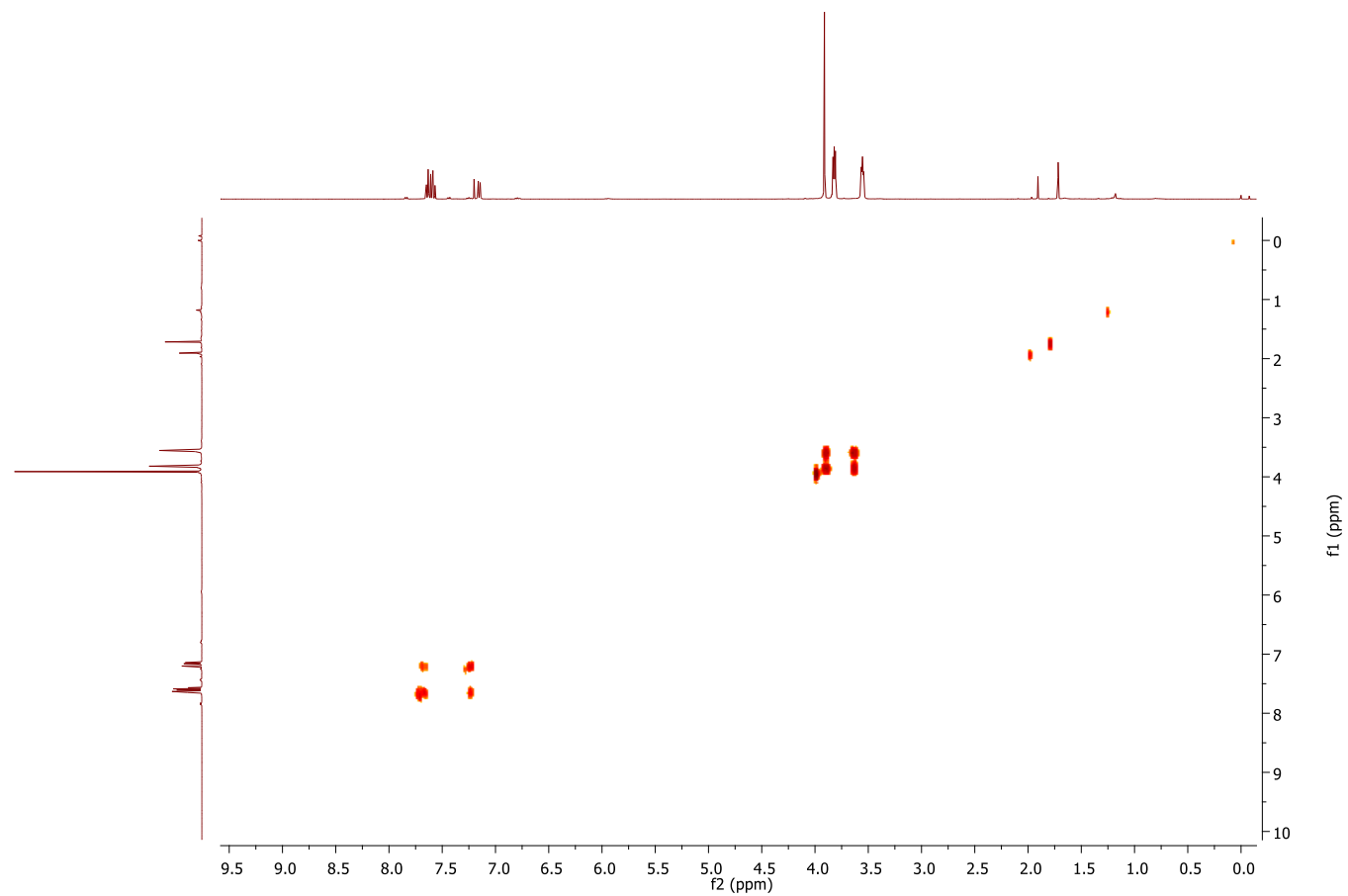
^{19}F NMR (377 MHz) of 8a in CDCl_3



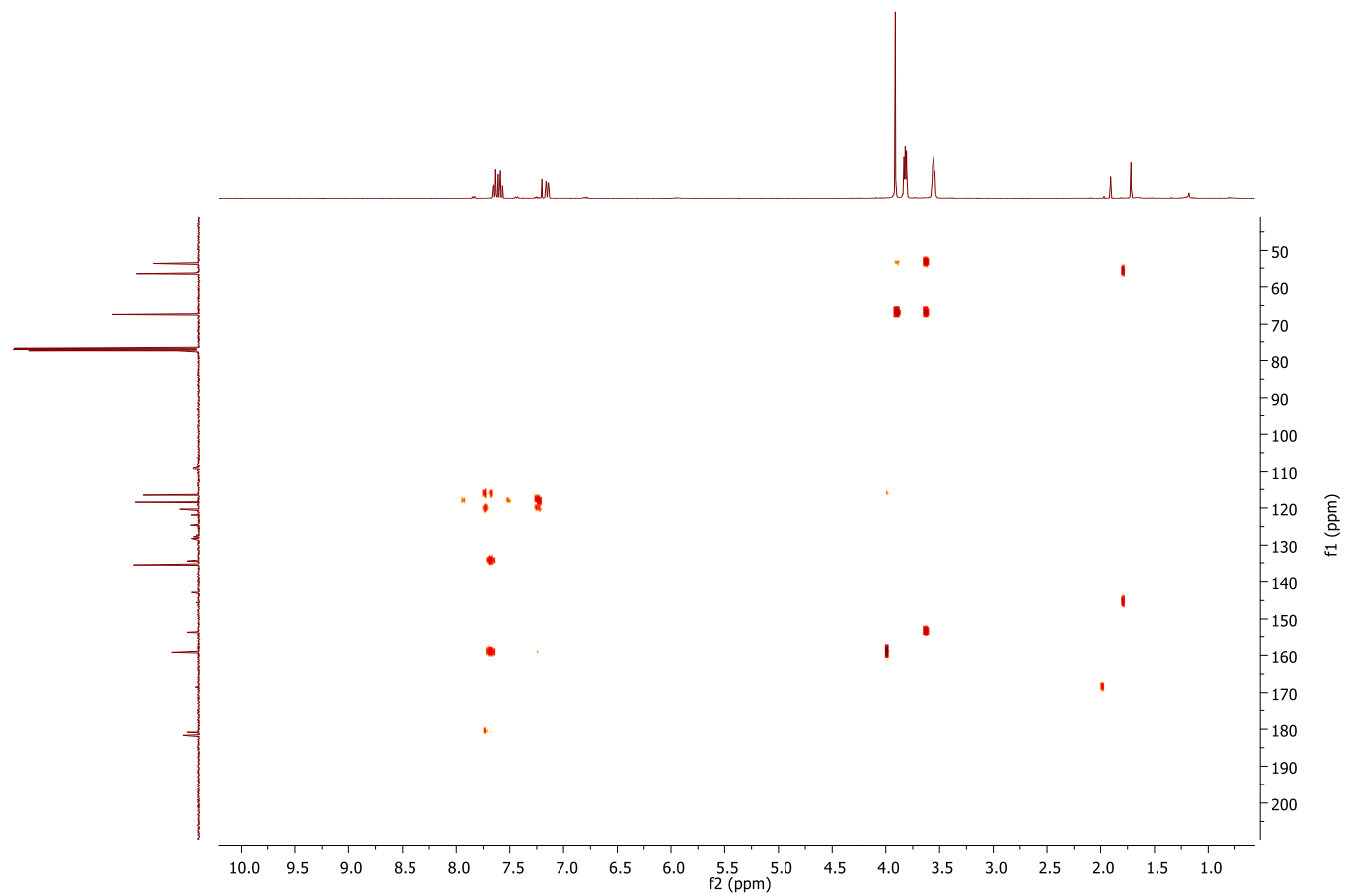
^{13}C $\{^1\text{H}\}$ NMR (101 MHz) of 8a in CDCl_3



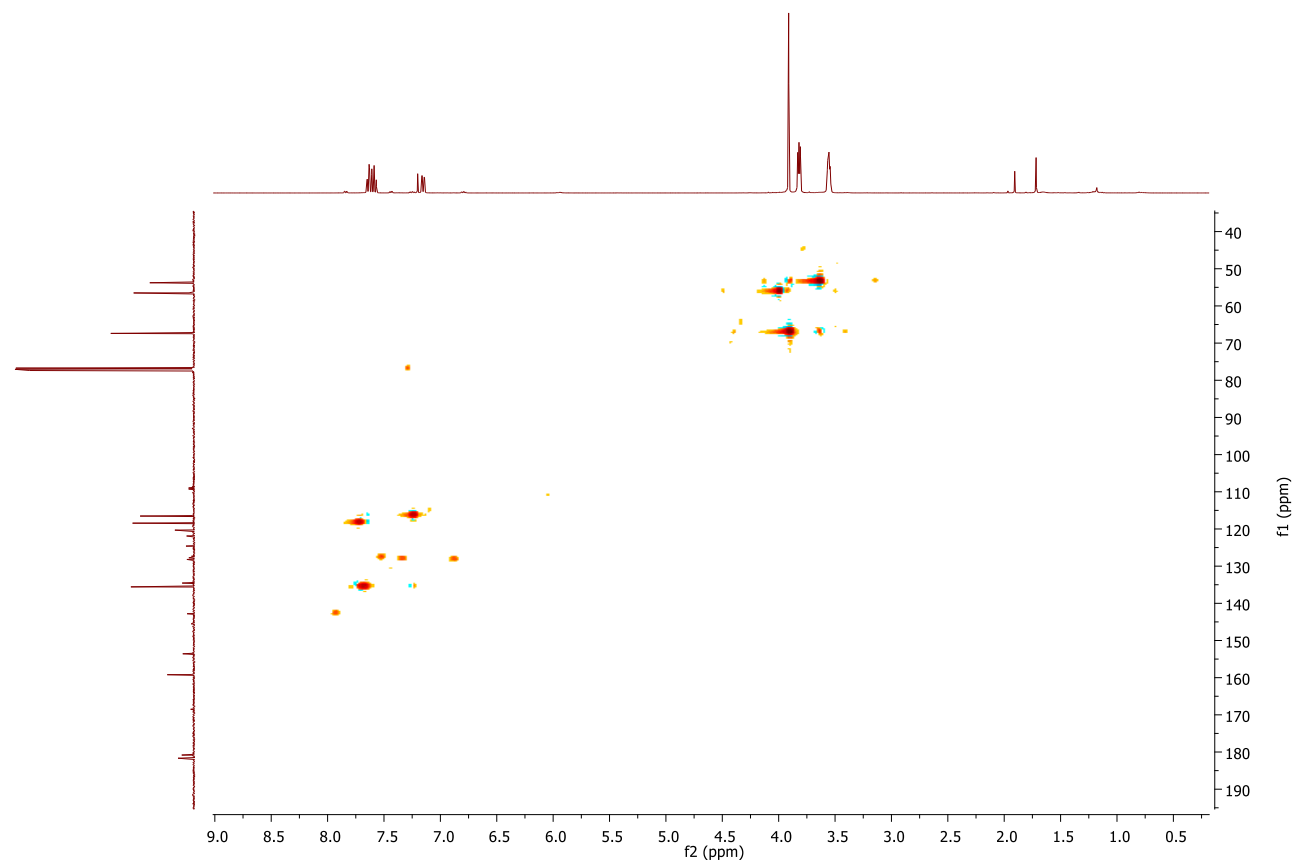
COSY NMR of 8a in CDCl₃



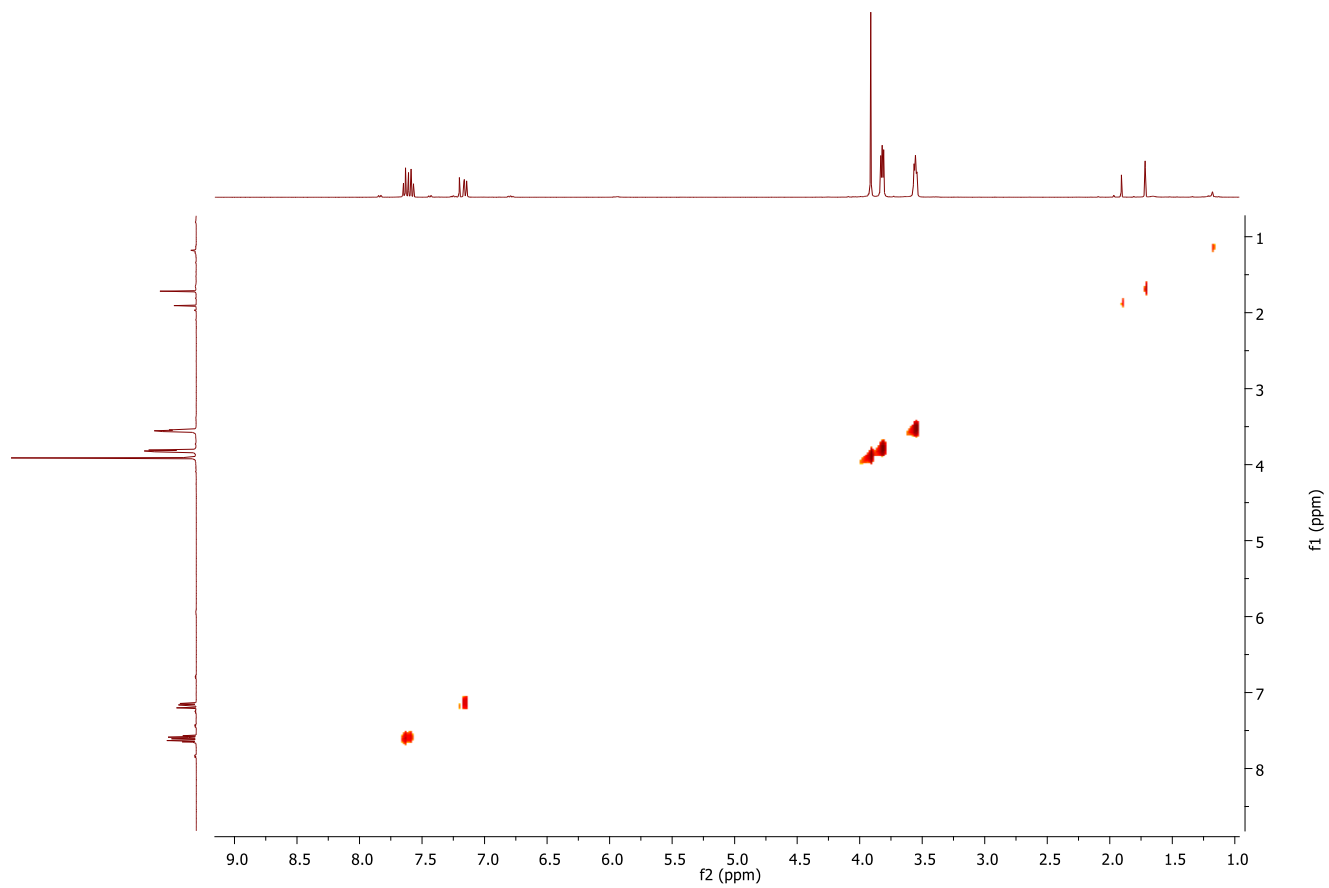
HMBC NMR of 8a in CDCl₃



HSQC NMR of 8a in CDCl₃



NOESY NMR of 8a in CDCl₃



HRMS of 8a

Elemental Composition Report

Single Mass Analysis

Tolerance = 50.0 PPM / DBE: min = -1.5, max = 50.0

Element prediction: Off

Number of isotope peaks used for i-FIT = 3

Monoisotopic Mass, Even Electron Ions

41 formula(e) evaluated with 1 results within limits (up to 3 closest results for each mass)

Elements Used:

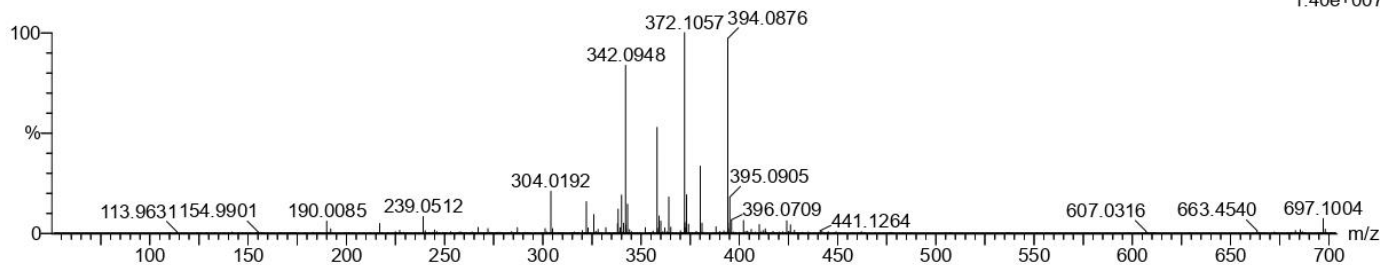
C: 0-16 H: 0-100 N: 0-1 O: 0-4 F: 0-3

5-OMe NQ-MOR

100723_03 6 (0.138)

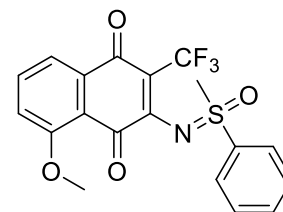
QMI DIVISION, CSIR-IIIM JAMMU
Xevo G2-XS QTOF YFC2015

10-Jul-2023
12:29:37
1: TOF MS ES+
1.40e+007

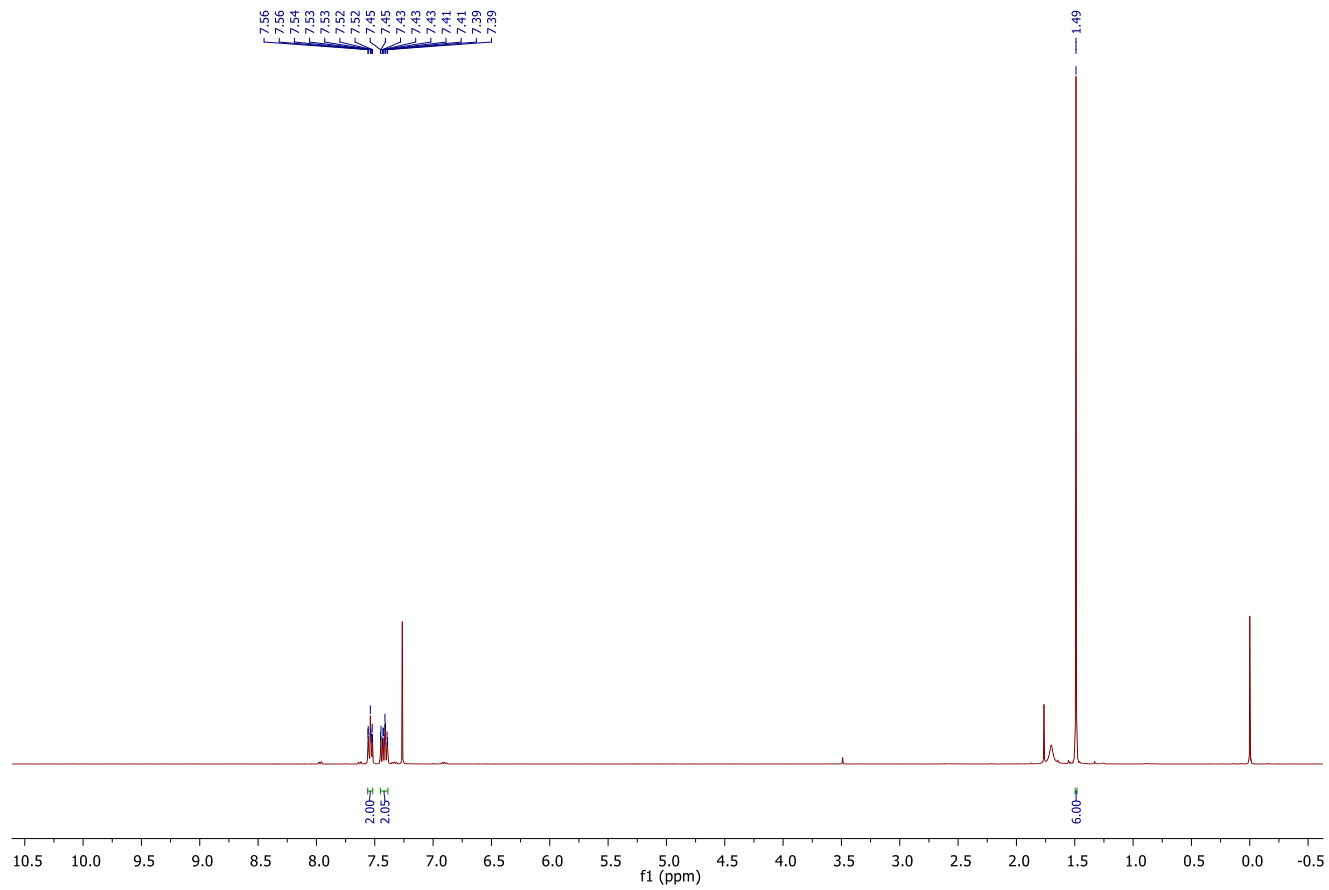


Minimum: -1.5
Maximum: 2.0 50.0 50.0

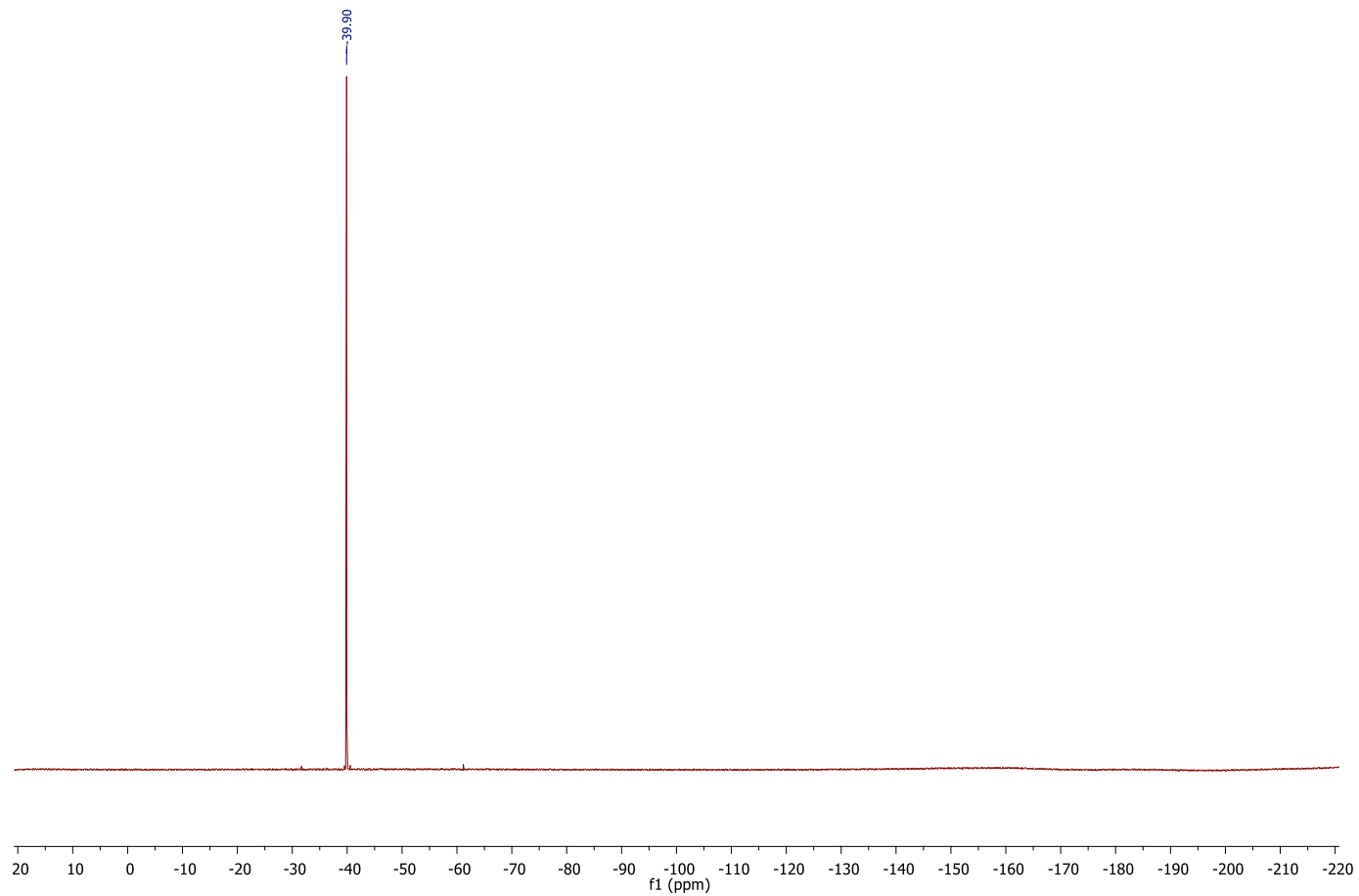
Mass	Calc. Mass	mDa	PPM	DBE	i-FIT	Norm	Conf (%)	Formula
342.0948	342.0953	-0.5	-1.5	8.5	955.9	n/a	n/a	C16 H15 N O4 F3



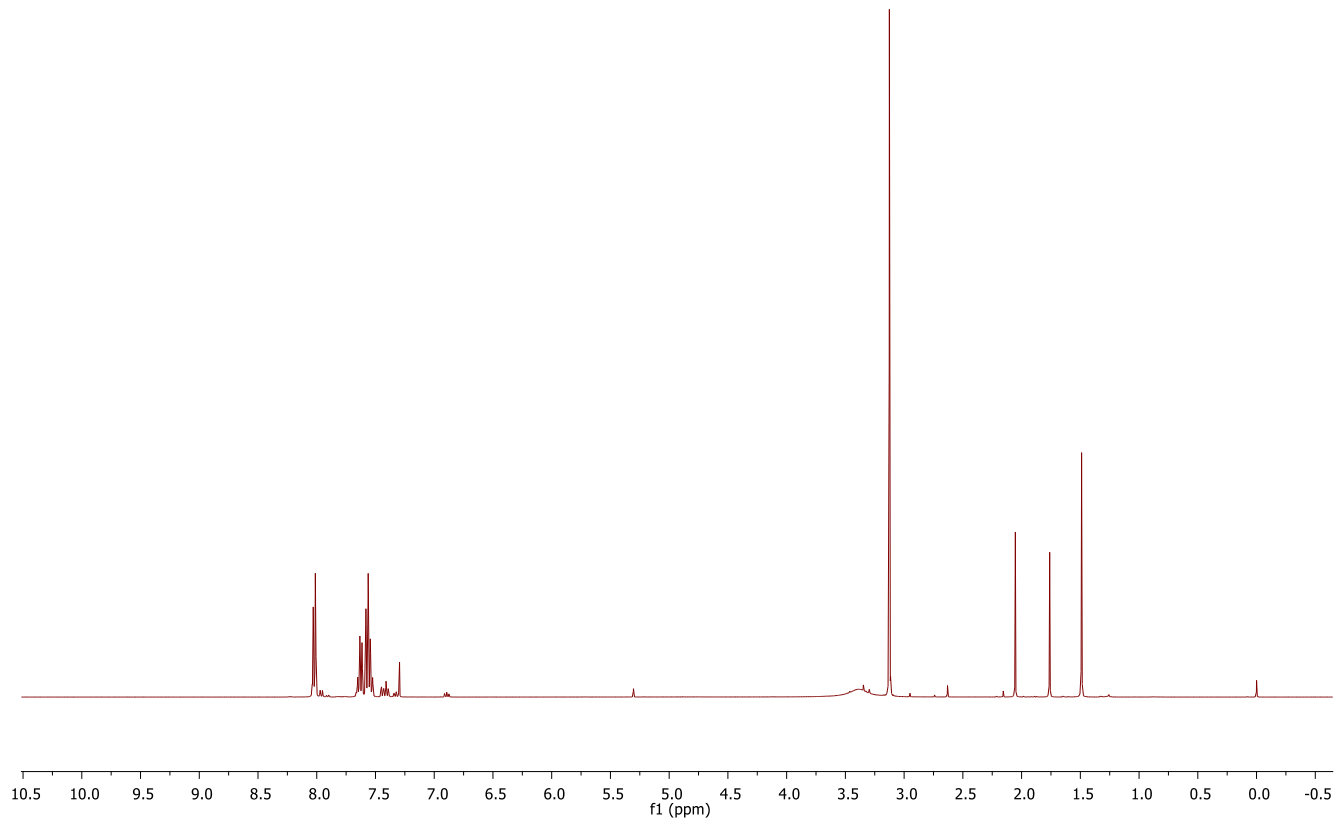
^1H NMR (400 MHz) of Togni-1 in CDCl_3



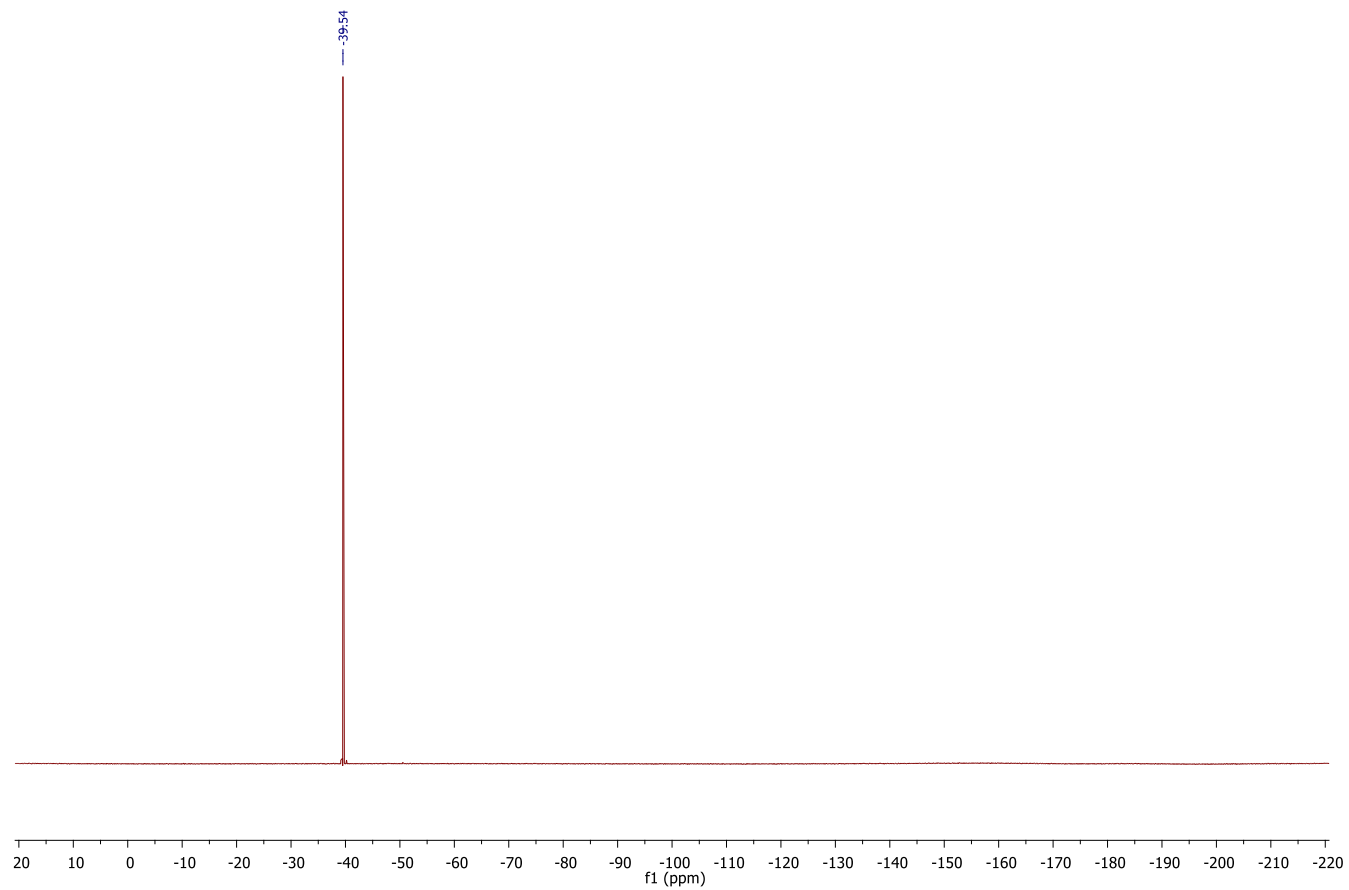
^{19}F NMR (377 MHz) of Togni-1 in CDCl_3



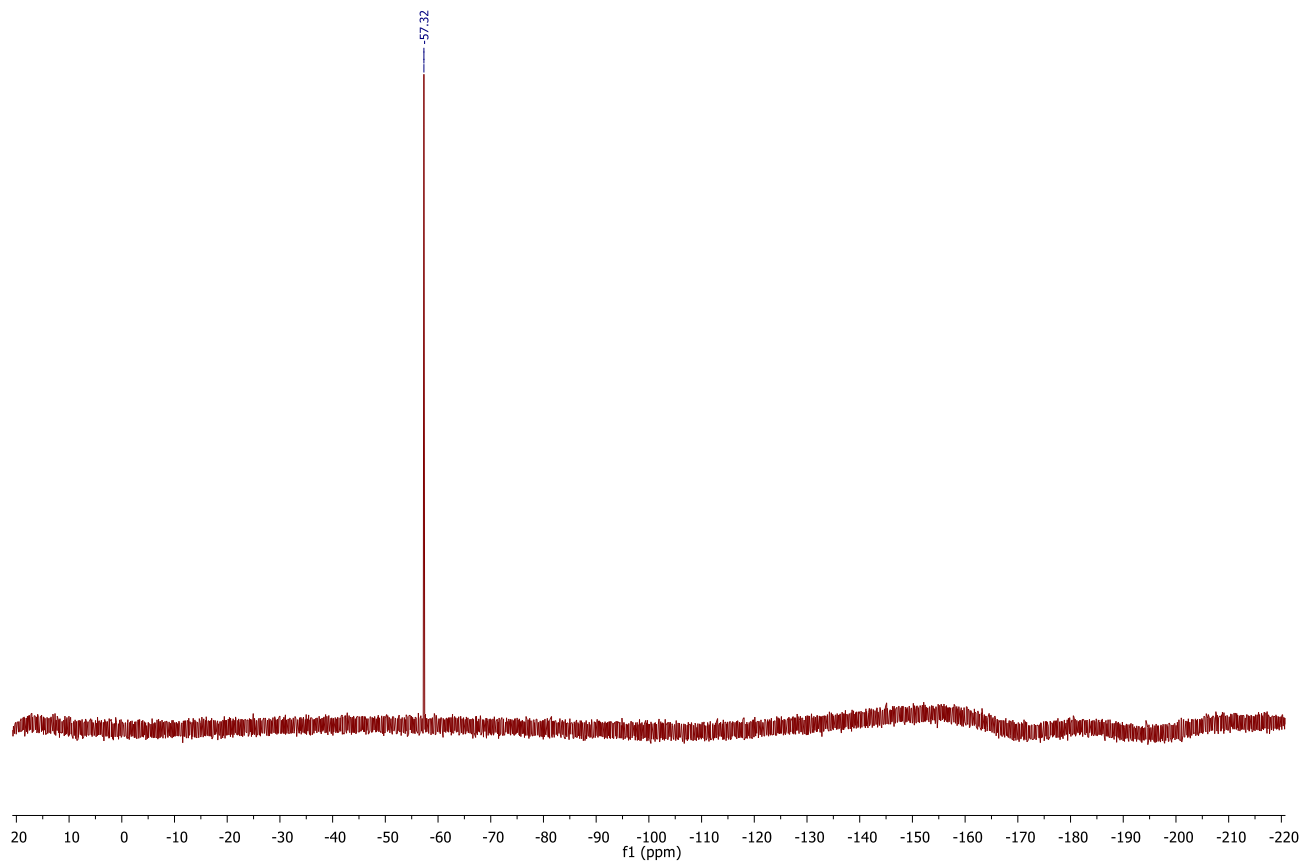
^1H NMR (400 MHz) of Togni-1 + Sulfoximine in CDCl_3



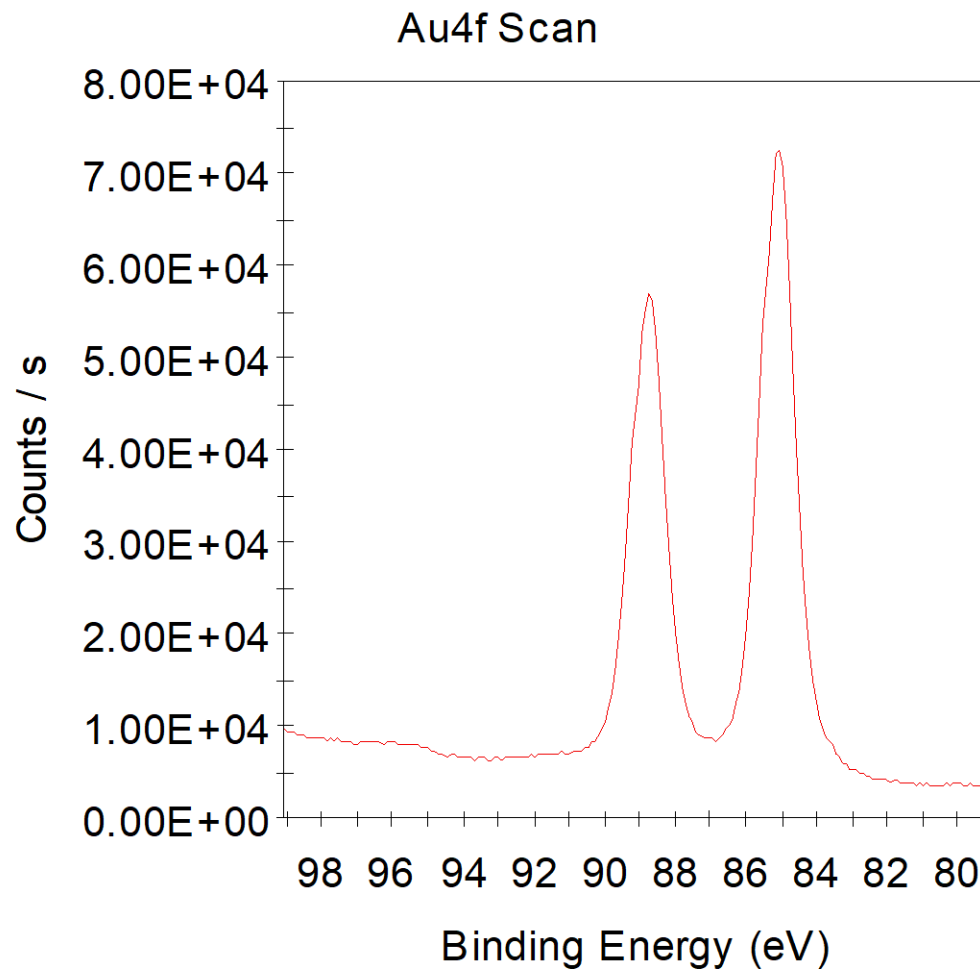
^{19}F NMR (377 MHz) of Togni-1 + Sulfoximine in CDCl_3



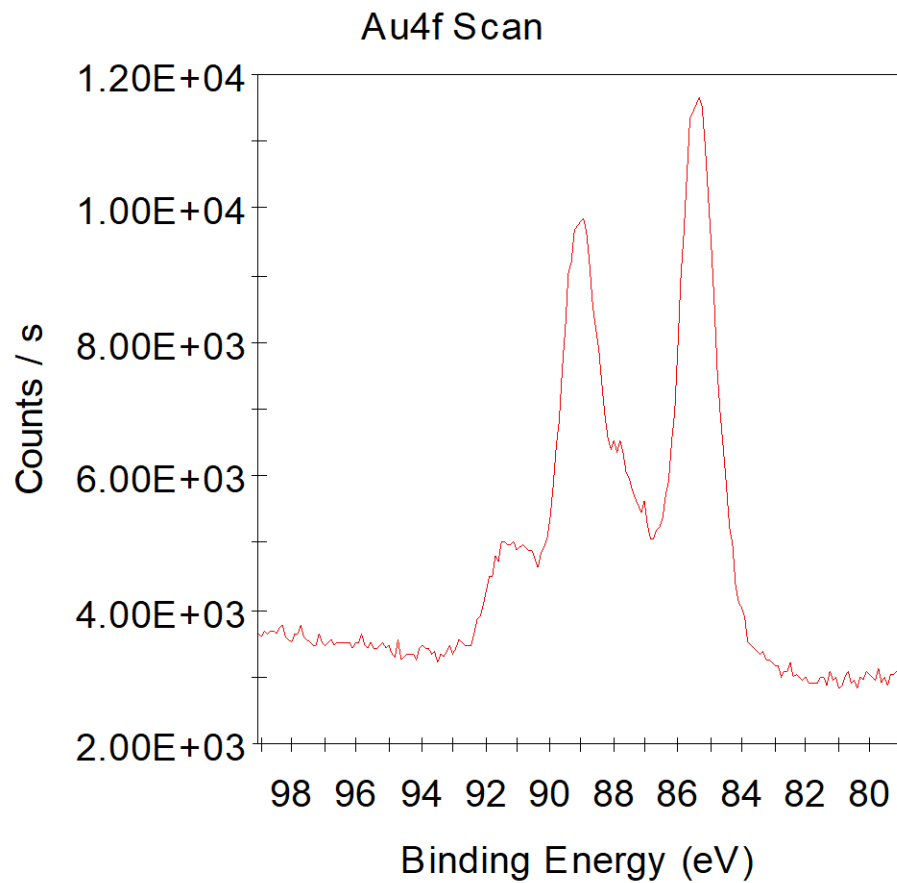
^{19}F NMR (377 MHz) of TEMPO- CF_3 adduct



XPS Spectra of Au(I)

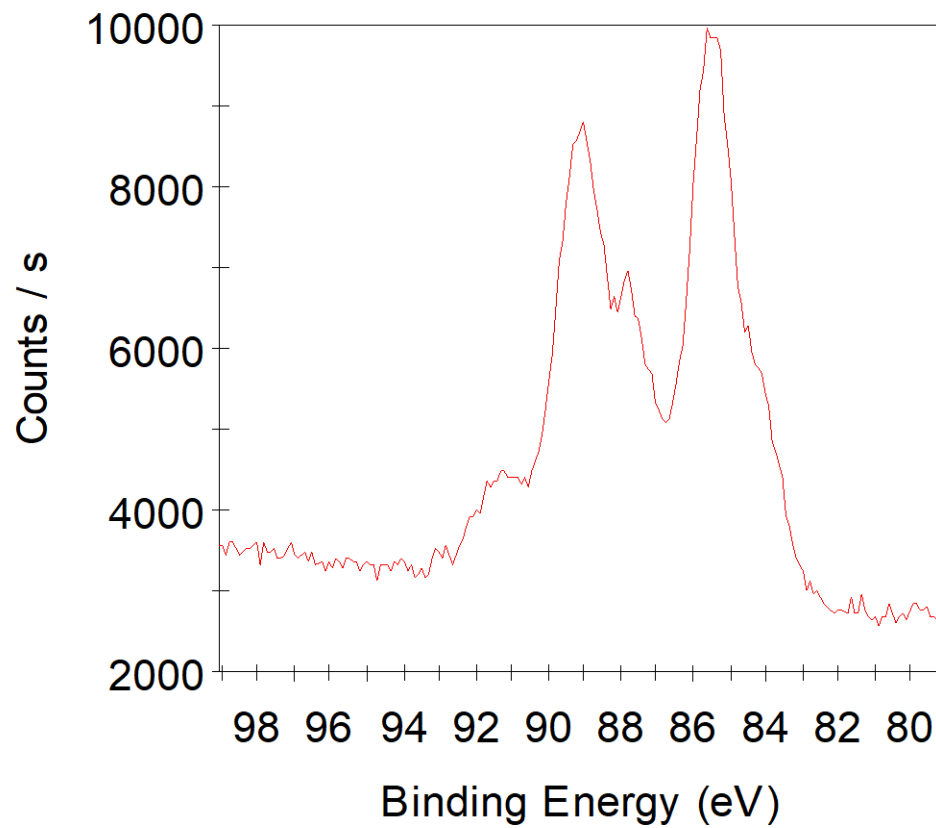


XPS Spectra of NQ-1

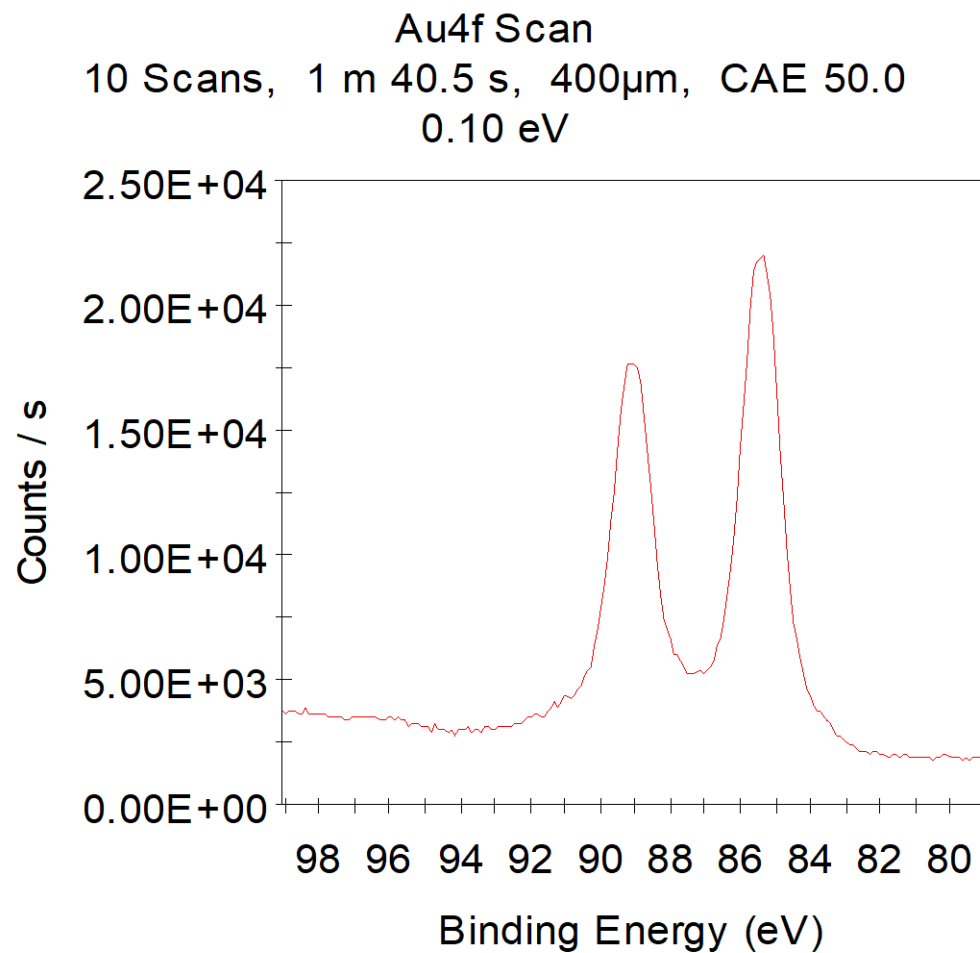


XPS Spectra of NQ-2

Au4f Scan
10 Scans, 1 m 40.5 s, 400 μ m, CAE 50.0
0.10 eV

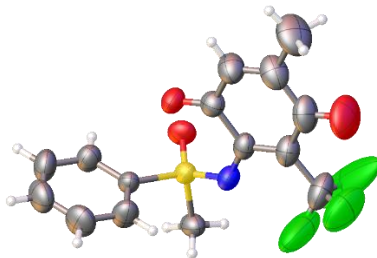


XPS Spectra of Au(III)



X-ray Crystallography Data

Table S5. Crystal data and structure refinement for 5l



Compound 5l (CCDC 2294386)

Identification code	5L
Empirical formula	C ₁₅ H ₁₃ F ₃ NO ₃ S
Formula weight	344.337
Temperature/K	200.00
Crystal system	monoclinic
Space group	P2 ₁ /n
a/Å	5.624(4)
b/Å	25.714(14)
c/Å	11.107(5)
α /°	90
β /°	103.105(19)
γ /°	90
Volume/Å ³	1564.5(15)
Z	4
ρ _{calc} /cm ³	1.462
μ /mm ⁻¹	0.252
F(000)	709.1
Crystal size/mm ³	0.2 × 0.19 × 0.168
Radiation	Mo K α (λ = 0.71073)
2 θ range for data collection/°	4.92 to 56.74
Index ranges	-7 ≤ h ≤ 7, -34 ≤ k ≤ 34, -14 ≤ l ≤ 14
Reflections collected	36690
Independent reflections	3864 [R _{int} = 0.0921, R _{sigma} = 0.0523]
Data/restraints/parameters	3864/0/210
Goodness-of-fit on F ²	1.055
Final R indexes [I >= 2 σ (I)]	R ₁ = 0.0954, wR ₂ = 0.2433
Final R indexes [all data]	R ₁ = 0.1198, wR ₂ = 0.2534
Largest diff. peak/hole / e Å ⁻³	0.86/-0.57