

Supporting Information

Catalyst-free reaction of 2-(4H-benzo[d][1,3]oxazin-4-yl)acrylates: synthesis of 1,2-dihydroquinolines and 2,3-dihydropyrroles

Tao Wang,[‡] Zhongyue Lu,[‡] and Pengfei Li*

Department of Chemistry, Guangdong Provincial Key Laboratory of Catalysis, College of Science, Southern University of Science and Technology Guangming Advanced Research Institute, Southern University of Science and Technology, Shenzhen 518055, China

E-mail: lipf@sustech.edu.cn; flyli1980@gmail.com

Table of contents

General information	2
General procedure for the reaction between 1 and 2	2
Optimization of reaction conditions	3
General procedure for the reaction between 1 and 4	4
General procedure for the synthesis of compound 6l	5
General procedure for the gram-scale synthesis of 3aa and 5aa	5
Characterization Data of the Compounds 3	5
Characterization Data of the Compounds 5	13
X-ray crystallographic data for 3aa, 5aa and 6l	21
Reference	27
NMR spectra of compounds 3	28
NMR spectra of compounds 5	57

General information

The 2-(2-aryl-4*H*-benzo[*d*][1,3]oxazin-4-yl)acrylates **1** were synthesized following the general procedure reported by our group earlier.^[1,2] The sulfur ylides **2** were synthesized following the general procedure reported earlier.^[3,4] The α,β -unsaturated *N*-aryaldimine **4** were synthesized following the general procedure.^[5,6]

Starting material and solvents were used without further purification as commercially available unless otherwise noted. Thin-layer chromatography (TLC) was performed on silica gel plates (60GF254) using UV-light (254 and 365nm). Flash chromatography was conducted on silica gel (300–400 mesh). NMR spectra were recorded on a Bruker-400 MHz, 500 MHz and 600 MHz spectrometer. Chemical shifts (δ) are reported in ppm and coupling constants (*J*) are given in Hertz (Hz). Data for ¹H NMR are recorded as follows: chemical shift (ppm), multiplicity (s = singlet, d = doublet, t = triplet, dd = doublet of doublet, m = multiplet, coupling constant (Hz), integration. Data for ¹³C NMR are reported in terms of chemical shift (δ , ppm). High resolution mass spectral (HRMS) analyses were measured on a Thermo Scientific Orbitrap Fusion mass spectrometer using ESI and quadrupole technology.

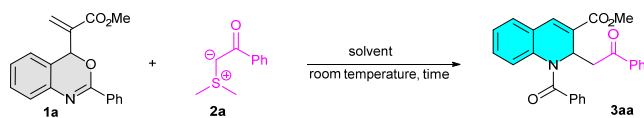
General procedure for the reaction between **1** and **2**



A mixture of **1** (0.1 mmol, 1.0 equiv), **2** (0.2 mmol, 2.0 equiv) in the DMF (0.5 mL) was stirred at room temperature (rt) for 0.5 h. After removing the solvent under atmospheric-vacuum condition, the residue was purified by flash chromatography (petroleum ether/ethyl acetate = 4/1) to afford the desired product **3**.

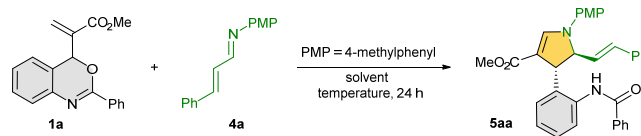
Optimization of reaction conditions

Table S1 Optimization of reaction between **1a** and **2a**.



Entry ^a	2a [equiv.]	Solvent	Time [h]	Isolated yield [%] ^b
1	2.0	CH ₂ Cl ₂	24	54
2	2.0	ClCH ₂ CH ₂ Cl	24	39
3	2.0	CHCl ₃	24	37
4	2.0	toluene	24	0
5	2.0	EtOAc	24	0
6	2.0	acetone	24	0
7	2.0	THF	24	0
8	2.0	MeCN	24	66
9	2.0	DMF	24	98
10	2.0	DMF	12	98
11	2.0	DMF	6	95
12	2.0	DMF	3	95
13	2.0	DMF	1	95
14	2.0	DMF	0.5	95
15	2.0	DMF	0.3	78
16	1.8	DMF	0.5	93
17	1.5	DMF	0.5	93
18	1.2	DMF	0.5	51

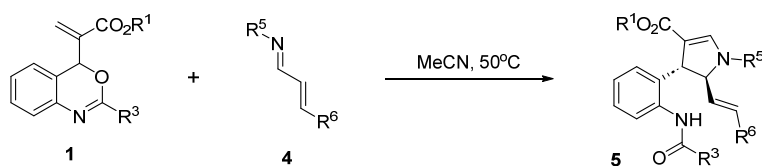
^a Unless noted, a mixture of **1a** (0.1 mmol) and **2a** in the solvent (0.5 mL) was stirred at room temperature (rt) for the time given.

Table S2 Optimization of reaction between **1a** and **4a**.

Entry ^a	4a [equiv.]	Solvent	Temp. [°C]	Isolated yield [%] ^b
1	1.5	DMF	rt	31
2	1.5	CH ₂ Cl ₂	rt	47
3	1.5	ClCH ₂ CH ₂ Cl	rt	12
4	1.5	CHCl ₃	rt	45
5	1.5	toluene	rt	37
6	1.5	THF	rt	31
7	1.5	MeCN	rt	53
8	1.5	MeCN	30	53
9	1.5	MeCN	40	68
10	1.5	MeCN	50	79
11	1.5	MeCN	55	79
12	2.0	MeCN	50	91
13	3.0	MeCN	50	91

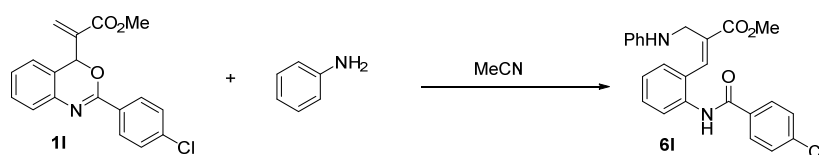
^a Unless noted, a mixture of **1a** (0.1 mmol) and **4a** in the solvent (1.0 mL) was stirred at the indicated temperature for 24 h. ^b Exclusive product.

General procedure for the reaction between **1** and **4**



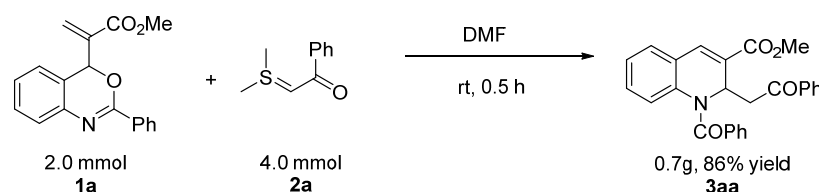
A mixture of α,β -unsaturated *N*-aryldimine **4** (0.20 mmol), **1** (0.10 mmol) in CH₃CN (1.0 mL) was stirred at 50 °C for 24 hours. After removing the solvent under atmospheric-vacuum condition, the residue was purified by flash chromatography (petroleum ether/ethyl acetate = 5/1) to afford the desired product **5**.

General procedure for the synthesis of compound 6l

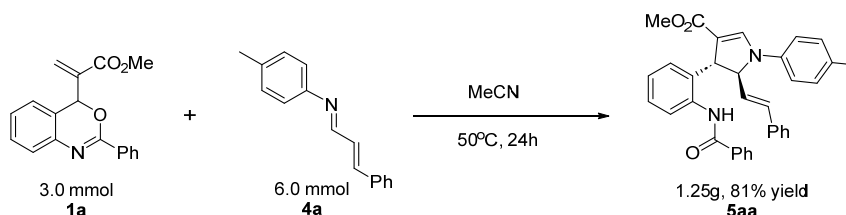


A mixture of aniline (0.20 mmol), MBH adduct **1l** (0.10 mmol) in CH₃CN (1.0 mL) was stirred at 50 °C for 24 hours. After removing the solvent under atmospheric-vacuum condition, the residue was purified by flash chromatography (petroleum ether/ethyl acetate = 5/1) to afford the desired product **6l**.

General procedure for the gram-scale synthesis of 3aa and 5aa



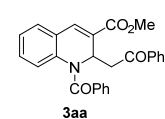
A mixture of **1a** (2 mmol, 1.0 equiv), **2a** (4 mmol, 2.0 equiv) in the DMF (10 mL) was stirred at rt for 0.5 h. After removing the solvent under atmospheric-vacuum condition, the residue was purified by flash chromatography (petroleum ether/ethyl acetate = 4/1) to afford the desired product **3aa** (0.71 g, 86% yield).



A mixture of **1a** (3.0 mmol) and **4a** (6.0 mmol), in CH₃CN (30.0 mL) was stirred at 50 °C for 24 hours. After removing the solvent under atmospheric-vacuum condition, the residue was purified by flash chromatography (petroleum ether/ethyl acetate = 5/1) to afford the desired product **5aa** (1.25 g, 81% yield).

Characterization Data of the Compounds 3

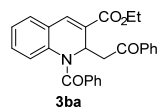
Methyl 1-benzoyl-2-(2-oxo-2-phenylethyl)-1,2-dihydroquinoline-3-carboxylate (3aa):



Purified by flash chromatography (petroleum ether/ethyl acetate = 4/1) and obtained as white solid, melting point, 39.0 mg, 95% yield, 104.1-104.6 °C. ¹H NMR (600 MHz, CDCl₃) δ 8.06 (d, *J* = 7.7 Hz, 2H), 7.68 (s, 1H), 7.56 (t, *J* = 7.3 Hz, 1H), 7.48 (t, *J* = 7.6 Hz, 2H), 7.33 (t, *J* = 8.2 Hz, 2H), 7.25 (s, 2H), 7.21 (t, *J* = 7.5 Hz, 2H), 7.08 (t, *J* = 7.5 Hz, 1H), 6.98 (t, *J* = 7.7 Hz, 1H), 6.60 (d, *J* = 8.1 Hz, 1H), 6.19 (dd, *J* = 8.5, 5.6 Hz, 1H), 3.79 (s, 3H), 3.22 (dd, *J* = 12.7, 5.6 Hz, 1H), 3.00 (dd, *J* = 12.8, 8.5 Hz, 1H) ppm. ¹³C NMR (151 MHz, CDCl₃) δ 197.13, 169.77, 165.22,

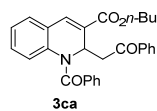
137.02, 136.61, 134.99, 134.19, 133.19, 130.78, 130.05, 129.84, 129.12, 128.73, 128.68, 128.67, 128.23, 126.28, 125.67, 125.23, 52.21, 50.34, 40.81 ppm. HRMS (ESI) m/z : $[M+H]^+$ Calcd for $C_{26}H_{22}NO_4$ 412.1543; Found 412.1543.

Ethyl 1-benzoyl-2-(2-oxo-2-phenylethyl)-1,2-dihydroquinoline-3-carboxylate (3ba):



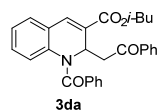
Purified by flash chromatography (petroleum ether/ethyl acetate = 4/1) and obtained as white solid, 40.0 mg, 94% yield, melting point 104.7-104.9 °C. 1H NMR (500 MHz, $CDCl_3$) δ 8.22 – 7.94 (m, 2H), 7.69 (s, 1H), 7.62 – 7.54 (m, 1H), 7.53 – 7.44 (m, 2H), 7.40 – 7.30 (m, 2H), 7.25 (d, J = 1.7 Hz, 2H), 7.24 – 7.19 (m, 2H), 7.12 – 7.05 (m, 1H), 7.04 – 6.89 (m, 1H), 6.62 (s, 1H), 6.25 – 6.12 (m, 1H), 4.35 – 4.21 (m, 2H), 3.24 (dd, J = 12.6, 5.6 Hz, 1H), 2.96 (dd, J = 12.5, 8.8 Hz, 1H), 1.29 (t, J = 7.1 Hz, 3H) ppm. ^{13}C NMR (101 MHz, $CDCl_3$) δ 197.16, 169.79, 164.79, 136.99, 136.55, 134.95, 134.04, 133.23, 130.79, 130.31, 129.81, 129.16, 128.75, 128.70, 128.66, 128.22, 126.28, 125.68, 125.23, 61.37, 50.40, 40.86, 14.25 ppm. HRMS (ESI) m/z : $[M+H]^+$ Calcd for $C_{27}H_{24}NO_4$ 426.1700; Found 426.1700.

Butyl 1-benzoyl-2-(2-oxo-2-phenylethyl)-1,2-dihydroquinoline-3-carboxylate (3ca):



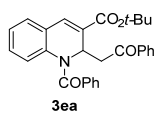
Purified by flash chromatography (petroleum ether/ethyl acetate = 4/1) and obtained as white oil, 39.9 mg, 88% yield. 1H NMR (500 MHz, $CDCl_3$) δ 8.17 – 8.05 (m, 2H), 7.68 (s, 1H), 7.60 – 7.52 (m, 1H), 7.52 – 7.46 (m, 2H), 7.38 – 7.33 (m, 2H), 7.25 – 7.19 (m, 3H), 7.14 – 7.06 (m, 1H), 7.05 – 6.93 (m, 1H), 6.68 – 6.49 (m, 1H), 6.18 (dd, J = 8.7, 5.4 Hz, 1H), 4.41 – 4.13 (m, 2H), 3.24 (dd, J = 12.6, 5.5 Hz, 1H), 2.95 (dd, J = 12.6, 8.7 Hz, 1H), 1.71 – 1.57 (m, 3H), 1.49 – 1.33 (m, 2H), 0.95 (t, J = 7.4 Hz, 3H) ppm. ^{13}C NMR (101 MHz, $CDCl_3$) δ 197.15, 169.79, 164.87, 137.00, 136.54, 134.95, 134.00, 133.22, 130.77, 130.34, 129.81, 129.14, 128.75, 128.69, 128.66, 128.22, 126.31, 125.70, 125.23, 65.27, 50.41, 40.82, 30.70, 19.33, 13.90 ppm. HRMS (ESI) m/z : $[M+H]^+$ Calcd for $C_{29}H_{28}NO_4$ 454.2013; Found 454.2014.

Isobutyl 1-benzoyl-2-(2-oxo-2-phenylethyl)-1,2-dihydroquinoline-3-carboxylate (3da):



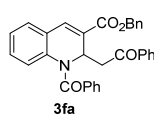
Purified by flash chromatography (petroleum ether/ethyl acetate = 4/1) and obtained as white solid, 39.4 mg, 87% yield, melting point 107.6 - 108.0 °C. 1H NMR (500 MHz, $CDCl_3$) δ 8.14 – 7.99 (m, 2H), 7.67 (s, 1H), 7.63 – 7.53 (m, 1H), 7.53 – 7.44 (m, 2H), 7.36 – 7.30 (m, 2H), 7.26 – 7.17 (m, 4H), 7.09 (t, J = 7.5 Hz, 1H), 7.04 – 6.95 (m, 1H), 6.64 (s, 1H), 6.19 (dd, J = 8.9, 5.2 Hz, 1H), 4.10 – 3.95 (m, 2H), 3.26 (dd, J = 12.7, 5.2 Hz, 1H), 2.95 (dd, J = 12.7, 8.9 Hz, 1H), 2.03 – 1.92 (m, 1H), 0.98 (dd, J = 6.7, 1.8 Hz, 6H) ppm. ^{13}C NMR (101 MHz, $CDCl_3$) δ 197.15, 169.78, 164.84, 137.00, 136.54, 134.94, 133.97, 133.21, 130.74, 130.35, 129.83, 129.10, 128.73, 128.68, 128.64, 128.21, 126.36, 125.71, 125.24, 71.41, 50.42, 40.72, 27.89, 19.35, 19.31 ppm. HRMS (ESI) m/z : $[M+H]^+$ Calcd for $C_{29}H_{28}NO_4$ 454.2013; Found 454.2014.

Tert-butyl 1-benzoyl-2-(2-oxo-2-phenylethyl)-1,2-dihydroquinoline-3-carboxylate (3ea):



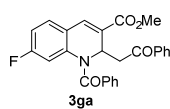
Purified by flash chromatography (petroleum ether/ethyl acetate = 4/1) and obtained as white solid, 36.7 mg, 81% yield, melting point 110.4 - 110.6 °C. ¹H NMR (500 MHz, CDCl₃) δ 8.18 – 8.04 (m, 2H), 7.65 – 7.55 (m, 2H), 7.53 – 7.42 (m, 2H), 7.39 – 7.30 (m, 2H), 7.27 (d, *J* = 6.9 Hz, 2H), 7.24 – 7.18 (m, 2H), 7.14 – 7.03 (m, 1H), 7.03 – 6.92 (m, 1H), 6.63 (s, 1H), 6.13 (dd, *J* = 8.4, 5.9 Hz, 1H), 3.17 (dd, *J* = 12.4, 6.0 Hz, 1H), 2.99 (dd, *J* = 12.4, 8.5 Hz, 1H), 1.49 (s, 9H) ppm. ¹³C NMR (126 MHz, CDCl₃) δ 197.18, 169.79, 163.87, 137.08, 136.41, 135.03, 133.26, 133.21, 131.88, 130.77, 129.53, 129.19, 128.78, 128.73, 128.56, 128.21, 126.17, 125.87, 125.17, 81.98, 50.44, 41.02, 28.13 ppm. HRMS (ESI) *m/z*: [M+H]⁺ Calcd for C₂₉H₂₈NO₄ 454.2013; Found 454.2015.

Benzyl 1-benzoyl-2-(2-oxo-2-phenylethyl)-1,2-dihydroquinoline-3-carboxylate (3fa):



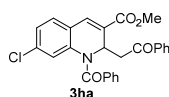
Purified by flash chromatography (petroleum ether/ethyl acetate = 4/1) and obtained as white oil, 42.9 mg, 88% yield. ¹H NMR (500 MHz, CDCl₃) δ 8.10 – 7.88 (m, 2H), 7.72 (s, 1H), 7.63 – 7.47 (m, 1H), 7.47 – 7.29 (m, 9H), 7.26 – 7.17 (m, 4H), 7.16 – 7.07 (m, 1H), 7.06 – 6.95 (m, 1H), 6.65 (d, *J* = 7.8 Hz, 1H), 6.20 (dd, *J* = 9.0, 5.1 Hz, 1H), 5.38 – 5.22 (m, 2H), 3.28 (dd, *J* = 12.7, 5.2 Hz, 1H), 2.91 (dd, *J* = 12.6, 9.0 Hz, 1H) ppm. ¹³C NMR (126 MHz, CDCl₃) δ 197.14, 169.76, 164.63, 136.88, 136.61, 135.64, 134.90, 134.57, 133.17, 130.75, 129.96, 129.94, 129.10, 128.83, 128.72, 128.69, 128.64, 128.62, 128.58, 128.20, 126.36, 125.58, 125.23, 67.13, 50.39, 40.70 ppm. HRMS (ESI) *m/z*: [M+H]⁺ Calcd for C₃₂H₂₆NO₄ 488.1856; Found 488.1862.

Methyl 1-benzoyl-7-fluoro-2-(2-oxo-2-phenylethyl)-1,2-dihydroquinoline-3-carboxylate (3ga):



Purified by flash chromatography (petroleum ether/ethyl acetate = 4/1) and obtained as white oil, 35.6 mg, 83% yield. ¹H NMR (400 MHz, CDCl₃) δ 8.11 – 7.94 (m, 2H), 7.64 (s, 1H), 7.59 – 7.53 (m, 1H), 7.50 – 7.44 (m, 2H), 7.40 – 7.34 (m, 1H), 7.32 – 7.26 (m, 2H), 7.26 – 7.20 (m, 3H), 6.88 – 6.72 (m, 1H), 6.39 (d, *J* = 10.2 Hz, 1H), 6.11 (dd, *J* = 8.6, 5.4 Hz, 1H), 3.79 (s, 3H), 3.23 (dd, *J* = 12.9, 5.4 Hz, 1H), 2.95 (dd, *J* = 12.9, 8.7 Hz, 1H) ppm. ¹³C NMR (101 MHz, CDCl₃) δ 197.00, 169.97, 165.10, 162.93 (*J*_{CF} = 251.5 Hz), 138.40 (*J*_{CF} = 10.1 Hz), 136.86, 134.40, 133.43, 133.33, 131.20, 130.12 (*J*_{CF} = 10.1 Hz), 128.92, 128.86, 128.77, 128.60, 128.48, 122.02 (*J*_{CF} = 2.6 Hz), 113.67 (*J*_{CF} = 26.3 Hz), 112.65 (*J*_{CF} = 22.2 Hz), 52.29, 50.46, 40.77 ppm. ¹⁹F NMR (376 MHz, CDCl₃) δ -107.29 ppm. HRMS (ESI) *m/z*: [M+H]⁺ Calcd for C₂₆H₂₁FNO₄ 430.1449; Found 430.1452.

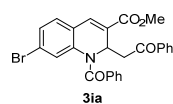
Methyl 1-benzoyl-7-chloro-2-(2-oxo-2-phenylethyl)-1,2-dihydroquinoline-3-carboxylate (3ha):



Purified by flash chromatography (petroleum ether/ethyl acetate = 4/1) and obtained as white oil, 35.6 mg, 80% yield. ¹H NMR (400 MHz, CDCl₃) δ 8.09 – 7.99 (m, 2H), 7.64 (s, 1H), 7.61 – 7.54 (m, 1H), 7.52 – 7.45 (m, 2H), 7.43 – 7.35 (m, 1H), 7.31 – 7.26 (m, 3H), 7.24 (s, 2H), 7.06 (dd, *J* = 8.2, 2.0 Hz, 1H), 6.61 (s, 1H), 6.14 (dd, *J* = 8.5, 5.4 Hz,

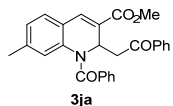
1H), 3.81 (s, 3H), 3.25 (dd, $J = 12.9, 5.4$ Hz, 1H), 2.96 (dd, $J = 12.9, 8.6$ Hz, 1H) ppm. ^{13}C NMR (101 MHz, CDCl_3) δ 196.95, 169.90, 165.00, 137.59, 136.86, 135.52, 134.33, 133.36, 133.28, 131.19, 129.97, 129.43, 128.91, 128.78, 128.60, 128.46, 126.26, 125.49, 124.06, 52.36, 50.46, 40.74 ppm. HRMS (ESI) m/z : $[\text{M}+\text{H}]^+$ Calcd for $\text{C}_{26}\text{H}_{21}\text{ClNO}_4$ 446.1154; Found 446.1157.

Methyl 1-benzoyl-7-bromo-2-(2-oxo-2-phenylethyl)-1,2-dihydroquinoline-3-carboxylate (3ia):



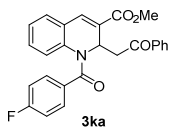
Purified by flash chromatography (petroleum ether/ethyl acetate = 4/1) and obtained as white solid, melting point 132.1 – 132.7 °C 38.6 mg, 79% yield. ^1H NMR (400 MHz, CDCl_3) δ 8.02 – 8.00 (m, 2H), 7.62 (s, 1H), 7.58 – 7.55 (m, 1H), 7.50 – 7.46 (m, 2H), 7.40 – 7.38 (m, 1H), 7.29 – 7.26 (m, 4H), 7.24 – 7.16 (m, 2H), 6.74 (s, 1H), 6.15–6.11 (m, 1H), 3.81 (s, 3H), 3.27 – 3.23 (m, 1H), 2.99 – 2.94 (m, 1H) ppm. ^{13}C NMR (101 MHz, CDCl_3) δ 196.95, 169.88, 165.00, 137.59, 136.86, 134.31, 133.37, 133.34, 131.19, 130.13, 129.57, 129.15, 128.90, 128.79, 128.60, 128.46, 128.38, 124.43, 123.55, 52.38, 50.46, 40.72 ppm. HRMS (ESI) m/z : $[\text{M}+\text{H}]^+$ Calcd for $\text{C}_{26}\text{H}_{21}\text{BrNO}_4$ 490.0648; Found 490.0651.

Methyl 1-benzoyl-7-methyl-2-(2-oxo-2-phenylethyl)-1,2-dihydroquinoline-3-carboxylate (3ja):



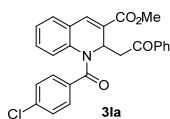
Purified by flash chromatography (petroleum ether/ethyl acetate = 4/1) and obtained as white solid, 36.1 mg, 85% yield, melting point 139.4 – 139.6 °C. ^1H NMR (500 MHz, CDCl_3) δ 8.14 – 7.97 (m, 2H), 7.66 (s, 1H), 7.61 – 7.53 (m, 1H), 7.52 – 7.44 (m, 2H), 7.37 – 7.30 (m, 1H), 7.26 – 7.18 (m, 5H), 6.95 – 6.84 (m, 1H), 6.39 (s, 1H), 6.16 (dd, $J = 8.7, 5.3$ Hz, 1H), 3.79 (s, 3H), 3.24 (dd, $J = 12.7, 5.4$ Hz, 1H), 2.95 (dd, $J = 12.7, 8.7$ Hz, 1H), 2.02 (s, 3H) ppm. ^{13}C NMR (126 MHz, CDCl_3) δ 197.25, 169.86, 165.36, 140.54, 137.00, 136.41, 135.09, 134.34, 133.15, 130.64, 128.97, 128.70, 128.66, 128.63, 128.47, 128.12, 127.01, 126.15, 123.09, 52.16, 50.40, 40.76, 21.61 ppm. HRMS (ESI) m/z : $[\text{M}+\text{H}]^+$ Calcd for $\text{C}_{27}\text{H}_{24}\text{NO}_4$ 426.1700, Found 426.1703.

Methyl 1-(4-fluorobenzoyl)-2-(2-oxo-2-phenylethyl)-1,2-dihydroquinoline-3-carboxylate (3ka):



(3ka): Purified by flash chromatography (petroleum ether/ethyl acetate = 4/1) and obtained as white oil, 39.9 mg, 93% yield. ^1H NMR (400 MHz, CDCl_3) δ 8.07 – 8.04 (m, 2H), 7.68 (s, 1H), 7.59 – 7.55 (m, 1H), 7.51 – 7.46 (m, 2H), 7.35 – 7.33 (m, 1H), 7.19 (s, 4H), 7.14 – 7.10 (m, 1H), 7.05 – 7.01 (m, 1H), 6.62 – 6.60 (m, 1H), 6.17 – 6.14 (m, 1H), 3.81 (s, 3H), 3.26 – 3.21 (m, 1H), 2.97 – 2.92 (m, 1H) ppm. ^{13}C NMR (101 MHz, CDCl_3) δ 197.09, 168.60, 165.16, 136.97, 136.88, 136.27, 134.15, 133.33, 133.30, 130.62, 130.11, 130.07, 128.81, 128.78, 128.65, 128.56, 126.26, 125.67, 125.54, 52.32, 50.42, 40.59 ppm. ^{19}F NMR (376 MHz, CDCl_3) δ -108.24 ppm. HRMS (ESI) m/z : $[\text{M}+\text{Na}]^+$ Calcd for $\text{C}_{26}\text{H}_{21}\text{FNO}_4\text{Na}$ 452.1269; Found 452.1270.

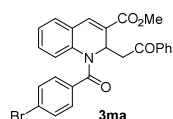
Methyl 1-(4-chlorobenzoyl)-2-(2-oxo-2-phenylethyl)-1,2-dihydroquinoline-3-carboxylate (3la):



Purified by flash chromatography (petroleum ether/ethyl acetate = 4/1) and obtained as white oil, 41.4 mg, 93% yield. ^1H NMR (500 MHz, CDCl_3) δ 8.08 – 8.01

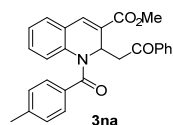
(m, 2H), 7.68 (s, 1H), 7.60 – 7.55 (m, 1H), 7.52 – 7.46 (m, 2H), 7.36 – 7.33 (m, 1H), 7.19 (s, 4H), 7.15 – 7.10 (m, 1H), 7.06 – 7.00 (m, 1H), 6.62 (s, 1H), 6.16 (dd, $J = 8.9, 5.2$ Hz, 1H), 3.81 (s, 3H), 3.24 (dd, $J = 12.8, 5.3$ Hz, 1H), 2.94 (dd, $J = 12.8, 8.9$ Hz, 1H).ppm. ^{13}C NMR (101 MHz, CDCl_3) δ 197.08, 168.59, 165.15, 136.96, 136.87, 136.26, 134.14, 133.32, 133.29, 130.61, 130.11, 130.07, 128.81, 128.77, 128.64, 128.55, 126.26, 125.67, 125.53, 52.31, 50.41, 40.58 ppm. HRMS (ESI) m/z : $[\text{M}+\text{H}]^+$ Calcd for $\text{C}_{26}\text{H}_{21}\text{ClNO}_4$ 446.1154; Found 446.1154.

Methyl 1-(4-bromobenzoyl)-2-(2-oxo-2-phenylethyl)-1,2-dihydroquinoline-3-carboxylate



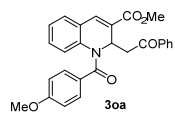
(3ma): Purified by flash chromatography (petroleum ether/ethyl acetate = 4/1) and obtained as white solid, 42.5 mg, 87% yield, melting point 144.1 – 144.7 °C. ^1H NMR (500 MHz, CDCl_3) δ 8.09 – 8.02 (m, 2H), 7.67 (s, 1H), 7.60 – 7.54 (m, 1H), 7.52 – 7.45 (m, 2H), 7.39 – 7.32 (m, 3H), 7.16 – 7.09 (m, 3H), 7.07 – 7.01 (m, 1H), 6.62 (s, 1H), 6.15 (dd, $J = 8.9, 5.2$ Hz, 1H), 3.81 (s, 3H), 3.23 (dd, $J = 12.8, 5.2$ Hz, 1H), 2.94 (dd, $J = 12.8, 9.0$ Hz, 1H) ppm. ^{13}C NMR (126 MHz, CDCl_3) δ 197.06, 168.65, 165.14, 136.85, 136.20, 134.13, 133.79, 133.29, 131.50, 130.76, 130.09, 128.80, 128.76, 128.68, 128.63, 126.25, 125.66, 125.55, 125.39, 52.31, 50.40, 40.55 ppm. HRMS (ESI) m/z : $[\text{M}+\text{H}]^+$ Calcd for $\text{C}_{26}\text{H}_{21}\text{BrNO}_4$ 490.0648; Found 490.0651.

Methyl 1-(4-methylbenzoyl)-2-(2-oxo-2-phenylethyl)-1,2-dihydroquinoline-3-carboxylate



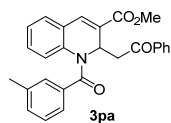
(3na): Purified by flash chromatography (petroleum ether/ethyl acetate = 4/1) and obtained as white oil, 35.7 mg, 84% yield. ^1H NMR (400 MHz, CDCl_3) δ 8.14 – 8.04 (m, 2H), 7.68 (s, 1H), 7.59 – 7.53 (m, 1H), 7.52 – 7.45 (m, 2H), 7.35 – 7.30 (m, 1H), 7.19 – 7.12 (m, 2H), 7.11 – 7.05 (m, 1H), 7.04 – 6.91 (m, 3H), 6.60 (d, $J = 8.1$ Hz, 1H), 6.17 (dd, $J = 8.3, 5.9$ Hz, 1H), 3.78 (s, 3H), 3.20 (dd, $J = 12.5, 5.9$ Hz, 1H), 3.02 (dd, $J = 12.6, 8.3$ Hz, 1H), 2.30 (s, 3H) ppm. ^{13}C NMR (101 MHz, CDCl_3) δ 197.25, 169.82, 165.27, 141.29, 137.01, 136.86, 134.25, 133.18, 131.96, 129.93, 129.86, 129.32, 128.91, 128.74, 128.69, 128.67, 126.21, 125.53, 125.05, 52.21, 50.41, 40.96, 21.61 ppm. HRMS (ESI) m/z : $[\text{M}+\text{H}]^+$ Calcd for $\text{C}_{27}\text{H}_{24}\text{NO}_4$ 426.1700; Found 426.1700.

Methyl 1-(4-methoxybenzoyl)-2-(2-oxo-2-phenylethyl)-1,2-dihydroquinoline-3-carboxylate



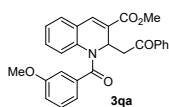
(3oa): Purified by flash chromatography (petroleum ether/ethyl acetate = 4/1) and obtained as white solid, 36.5 mg, 82% yield, melting point 126.4 – 126.9 °C. ^1H NMR (400 MHz, CDCl_3) δ 8.14 – 8.05 (m, 2H), 7.68 (s, 1H), 7.59 – 7.53 (m, 1H), 7.52 – 7.46 (m, 2H), 7.35 – 7.29 (m, 1H), 7.23 (d, $J = 8.4$ Hz, 2H), 7.11 – 7.05 (m, 1H), 7.03 – 6.96 (m, 1H), 6.74 – 6.68 (m, 2H), 6.59 (d, $J = 8.1$ Hz, 1H), 6.15 (dd, $J = 8.1, 6.1$ Hz, 1H), 3.77 (s, 3H), 3.77 (s, 3H), 3.19 (dd, $J = 12.4, 6.1$ Hz, 1H), 3.03 (dd, $J = 12.4, 8.2$ Hz, 1H) ppm. ^{13}C NMR (101 MHz, CDCl_3) δ 197.30, 169.34, 165.28, 161.72, 137.14, 137.04, 134.20, 133.17, 131.44, 129.93, 129.88, 128.74, 128.70, 126.90, 126.13, 125.44, 125.31, 124.93, 113.49, 55.41, 52.19, 50.54, 41.08 ppm. HRMS (ESI) m/z : $[\text{M}+\text{H}]^+$ Calcd for $\text{C}_{27}\text{H}_{24}\text{NO}_5$ 442.1649; Found 442.1653.

Methyl 1-(3-methylbenzoyl)-2-(2-oxo-2-phenylethyl)-1,2-dihydroquinoline-3-carboxylate



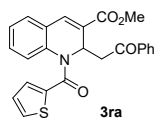
(3pa): Purified by flash chromatography (petroleum ether/ethyl acetate = 4/1) and obtained as white solid, 34.4 mg, 81% yield, melting point 87.3 – 88.1 °C. ¹H NMR (400 MHz, CDCl₃) δ 8.16 – 8.03 (m, 2H), 7.68 (s, 1H), 7.65 – 7.54 (m, 1H), 7.54 – 7.46 (m, 2H), 7.38 – 7.31 (m, 1H), 7.21 – 6.92 (m, 6H), 6.63 (d, *J* = 8.1 Hz, 1H), 6.18 (dd, *J* = 8.5, 5.6 Hz, 1H), 3.79 (s, 3H), 3.21 (dd, *J* = 12.6, 5.6 Hz, 1H), 2.98 (dd, *J* = 12.6, 8.6 Hz, 1H), 2.25 (s, 3H) ppm. ¹³C NMR (126 MHz, CDCl₃) δ 197.22, 169.99, 165.27, 138.26, 136.98, 136.65, 134.85, 134.30, 133.22, 131.56, 129.92, 129.87, 129.84, 128.75, 128.68, 128.66, 127.93, 126.27, 126.05, 125.57, 125.18, 52.24, 50.33, 40.86, 21.34 ppm. HRMS (ESI) *m/z*: [M+H]⁺ Calcd for C₂₇H₂₄NO₄ 426.1700; Found 426.1701.

Methyl 1-(3-methoxybenzoyl)-2-(2-oxo-2-phenylethyl)-1,2-dihydroquinoline-3-carboxylate



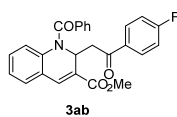
(3qa): Purified by flash chromatography (petroleum ether/ethyl acetate = 4/1) and obtained as white oil, 36.2 mg, 82% yield. ¹H NMR (400 MHz, CDCl₃) δ 8.12 – 8.00 (m, 2H), 7.68 (s, 1H), 7.60 – 7.53 (m, 1H), 7.53 – 7.44 (m, 2H), 7.32 (dd, *J* = 7.6, 1.6 Hz, 1H), 7.14 – 7.04 (m, 2H), 7.04 – 6.96 (m, 1H), 6.91 – 6.81 (m, 2H), 6.74 (d, *J* = 7.5 Hz, 1H), 6.64 (d, *J* = 8.1 Hz, 1H), 6.19 (dd, *J* = 8.6, 5.5 Hz, 1H), 3.79 (s, 3H), 3.68 (s, 3H), 3.21 (dd, *J* = 12.7, 5.5 Hz, 1H), 2.99 (dd, *J* = 12.7, 8.6 Hz, 1H) ppm. ¹³C NMR (101 MHz, CDCl₃) δ 197.16, 169.56, 165.23, 159.42, 136.96, 136.55, 136.15, 134.23, 133.23, 129.98, 129.91, 129.21, 128.75, 128.67, 128.65, 126.18, 125.55, 125.29, 121.42, 117.32, 113.88, 55.41, 52.25, 50.34, 40.76 ppm. HRMS (ESI) *m/z*: [M+H]⁺ Calcd for C₂₇H₂₄NO₅ 442.1649; Found 442.1652.

Methyl 2-(2-oxo-2-phenylethyl)-1-(thiophene-2-carbonyl)-1,2-dihydroquinoline-3-carboxylate (3ra)



(3ra): Purified by flash chromatography (petroleum ether/ethyl acetate = 4/1) and obtained as white oil, 33.4 mg, 80% yield. ¹H NMR (500 MHz, CDCl₃) δ 8.17 – 7.97 (m, 2H), 7.67 (s, 1H), 7.59 – 7.53 (m, 1H), 7.55 – 7.44 (m, 2H), 7.43 – 7.33 (m, 2H), 7.22 – 7.15 (m, 1H), 7.14 – 7.04 (m, 1H), 6.99 – 6.91 (m, 2H), 6.87 – 6.76 (m, 1H), 6.14 (dd, *J* = 8.2, 6.0 Hz, 1H), 3.76 (s, 3H), 3.19 (dd, *J* = 12.7, 6.0 Hz, 1H), 3.03 (dd, *J* = 12.6, 8.3 Hz, 1H) ppm. ¹³C NMR (101 MHz, CDCl₃) δ 197.12, 165.18, 163.00, 137.29, 136.91, 136.50, 134.06, 133.26, 132.27, 130.88, 130.32, 129.87, 128.79, 128.71, 128.65, 126.90, 126.34, 126.01, 125.74, 52.23, 50.87, 40.83 ppm. HRMS (ESI) *m/z*: [M+H]⁺ Calcd for C₂₄H₂₀NO₄S 418.1108, Found 418.1107.

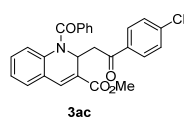
Methyl 1-benzoyl-2-(2-(4-fluorophenyl)-2-oxoethyl)-1,2-dihydroquinoline-3-carboxylate



(3ab): Purified by flash chromatography (petroleum ether/ethyl acetate = 4/1) and obtained as white solid, 23.6 mg, 55% yield, melting point 154.1 – 154.3 °C. ¹H NMR (500 MHz, CDCl₃) δ 8.19 – 8.10 (m, 2H), 7.68 (s, 1H), 7.39 – 7.30 (m, 2H), 7.27 – 7.19 (m, 5H), 7.20 – 7.13 (m, 2H), 7.12 – 7.05 (m, 1H), 7.02 – 6.94 (m, 1H), 6.59 (d, *J* = 8.1

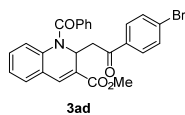
Hz, 1H), 6.16 (dd, $J = 8.7, 5.5$ Hz, 1H), 3.81 (s, 3H), 3.21 (dd, $J = 12.6, 5.6$ Hz, 1H), 2.94 (dd, $J = 12.6, 8.7$ Hz, 1H) ppm. ^{13}C NMR (126 MHz, CDCl_3) δ 195.67, 169.88, 166.0 ($J_{\text{CF}} = 254.5$ Hz), 165.33, 136.62, 134.87, 134.33, 133.47 ($J_{\text{CF}} = 2.5$ Hz), 131.40 ($J_{\text{CF}} = 8.8$ Hz), 130.99, 130.01, 129.85, 129.26, 128.34, 128.3, 126.28, 125.59, 125.35, 115.95 ($J_{\text{CF}} = 22.7$ Hz), 52.37, 50.47, 41.00 ppm. ^{19}F NMR (376 MHz, CDCl_3) δ -105.41 ppm. HRMS (ESI) m/z : $[\text{M}+\text{H}]^+$ Calcd for $\text{C}_{26}\text{H}_{21}\text{FNO}_4$ 430.1449; Found 430.1453.

Methyl 1-benzoyl-2-(2-(4-chlorophenyl)-2-oxoethyl)-1,2-dihydroquinoline-3-carboxylate



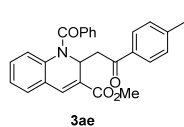
(3ac): Purified by flash chromatography (petroleum ether/ethyl acetate = 4/1) and obtained as white oil, 31.2 mg, 70% yield. ^1H NMR (500 MHz, CDCl_3) δ 8.09 – 8.02 (m, 2H), 7.68 (s, 1H), 7.50 – 7.43 (m, 2H), 7.38 – 7.31 (m, 2H), 7.26 – 7.20 (m, 4H), 7.12 – 7.06 (m, 1H), 7.02 – 6.93 (m, 1H), 6.58 (d, $J = 8.1$ Hz, 1H), 6.15 (dd, $J = 8.8, 5.4$ Hz, 1H), 3.82 (s, 3H), 3.21 (dd, $J = 12.5, 5.5$ Hz, 1H), 2.93 (dd, $J = 12.6, 8.8$ Hz, 1H) ppm. ^{13}C NMR (126 MHz, CDCl_3) δ 195.98, 169.81, 165.24, 139.66, 136.54, 135.29, 134.76, 134.30, 130.95, 130.13, 129.97, 129.71, 129.21, 129.11, 128.76, 128.28, 126.21, 125.49, 125.29, 52.32, 50.39, 40.96 ppm. HRMS (ESI) m/z : $[\text{M}+\text{H}]^+$ Calcd for $\text{C}_{26}\text{H}_{21}\text{ClNO}_4$ 446.1154; Found 446.1157.

Methyl 1-benzoyl-2-(2-(4-bromophenyl)-2-oxoethyl)-1,2-dihydroquinoline-3-carboxylate



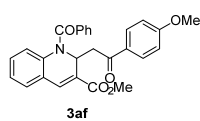
(3ad): Purified by flash chromatography (petroleum ether/ethyl acetate = 4/1) and obtained as white solid, 38.1 mg, 78% yield, melting point 127.3 – 127.5 °C. ^1H NMR (500 MHz, CDCl_3) δ 8.01 – 7.94 (m, 2H), 7.68 (s, 1H), 7.67 – 7.60 (m, 2H), 7.38 – 7.30 (m, 2H), 7.26 – 7.20 (m, 4H), 7.12 – 7.06 (m, 1H), 7.03 – 6.95 (m, 1H), 6.58 (d, $J = 8.1$ Hz, 1H), 6.14 (dd, $J = 8.7, 5.4$ Hz, 1H), 3.82 (s, 3H), 3.21 (dd, $J = 12.5, 5.5$ Hz, 1H), 2.92 (dd, $J = 12.5, 8.7$ Hz, 1H) ppm. ^{13}C NMR (126 MHz, CDCl_3) δ 196.19, 169.81, 165.23, 136.54, 135.68, 134.75, 134.31, 132.11, 130.96, 130.25, 129.98, 129.70, 129.22, 128.76, 128.48, 128.29, 126.21, 125.49, 125.29, 52.33, 50.39, 40.95 ppm. HRMS (ESI) m/z : $[\text{M}+\text{H}]^+$ Calcd for $\text{C}_{26}\text{H}_{21}\text{BrNO}_4$ 490.0648; Found 490.0654.

Methyl 1-benzoyl-2-(2-oxo-2-(p-tolyl)ethyl)-1,2-dihydroquinoline-3-carboxylate (3ae):



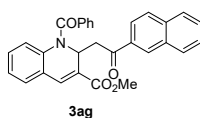
Purified by flash chromatography (petroleum ether/ethyl acetate = 4/1) and obtained as white solid, 35.3 mg, 83% yield, melting point 125.7 – 126.4 °C. ^1H NMR (500 MHz, CDCl_3) δ 7.97 (d, $J = 8.1$ Hz, 2H), 7.68 (s, 1H), 7.37 – 7.31 (m, 2H), 7.28 (d, $J = 8.1$ Hz, 2H), 7.26 – 7.24 (m, 2H), 7.24 – 7.19 (m, 2H), 7.12 – 7.06 (m, 1H), 7.02 – 6.95 (m, 1H), 6.62 (d, $J = 8.0$ Hz, 1H), 6.18 (dd, $J = 8.5, 5.6$ Hz, 1H), 3.80 (s, 3H), 3.18 (dd, $J = 12.7, 5.7$ Hz, 1H), 2.96 (dd, $J = 12.7, 8.5$ Hz, 1H), 2.41 (s, 3H) ppm. ^{13}C NMR (126 MHz, CDCl_3) δ 196.80, 169.74, 165.26, 143.97, 136.62, 134.99, 134.53, 134.16, 130.76, 130.13, 129.83, 129.47, 129.15, 128.80, 128.68, 128.22, 126.31, 125.67, 125.22, 52.24, 50.36, 40.77, 21.85 ppm. HRMS (ESI) m/z : $[\text{M}+\text{H}]^+$ Calcd for $\text{C}_{27}\text{H}_{24}\text{NO}_4$ 426.1700; Found 426.1701.

Methyl 1-benzoyl-2-(2-(4-methoxyphenyl)-2-oxoethyl)-1,2-dihydroquinoline-3-carboxylate



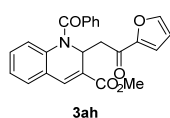
(3af): Purified by flash chromatography (petroleum ether/ethyl acetate = 4/1) and obtained as white oil, 36.2 mg, 82% yield. ^1H NMR (500 MHz, CDCl_3) δ 8.21 – 8.01 (m, 2H), 7.67 (s, 1H), 7.36 – 7.31 (m, 2H), 7.26 – 7.24 (m, 2H), 7.23 – 7.18 (m, 2H), 7.12 – 7.05 (m, 1H), 7.01 – 6.93 (m, 3H), 6.72 – 6.47 (m, 1H), 6.16 (dd, J = 8.4, 5.8 Hz, 1H), 3.87 (s, 3H), 3.79 (s, 3H), 3.15 (dd, J = 12.6, 5.8 Hz, 1H), 2.94 (dd, J = 12.6, 8.5 Hz, 1H) ppm. ^{13}C NMR (126 MHz, CDCl_3) δ 195.66, 169.74, 165.27, 163.59, 136.61, 134.96, 134.11, 130.96, 130.75, 130.16, 130.11, 129.82, 129.13, 128.67, 128.21, 126.27, 125.65, 125.21, 113.92, 55.56, 52.23, 50.47, 40.71 ppm. HRMS (ESI) m/z : $[\text{M}+\text{H}]^+$ Calcd for $\text{C}_{27}\text{H}_{24}\text{NO}_5$ 442.1648; Found 442.1652.

Methyl 1-benzoyl-2-(2-(naphthalen-1-yl)-2-oxoethyl)-1,2-dihydroquinoline-3-carboxylate



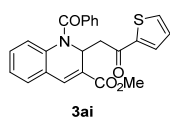
(3ag): Purified by flash chromatography (petroleum ether/ethyl acetate = 4/1) and obtained as white oil, 30.9 mg, 67% yield. ^1H NMR (500 MHz, CDCl_3) δ 8.66 (s, 1H), 8.12 – 8.06 (m, 1H), 8.04 – 7.98 (m, 1H), 7.94 – 7.85 (m, 2H), 7.71 (s, 1H), 7.63 – 7.57 (m, 1H), 7.57 – 7.53 (m, 1H), 7.38 – 7.28 (m, 2H), 7.26 – 7.22 (m, 2H), 7.19 (dd, J = 8.1, 7.0 Hz, 2H), 7.12 – 7.06 (m, 1H), 7.00 – 6.91 (m, 1H), 6.57 (d, J = 8.4 Hz, 1H), 6.27 (dd, J = 8.5, 5.6 Hz, 1H), 3.82 (s, 3H), 3.34 (dd, J = 12.7, 5.6 Hz, 1H), 3.14 (dd, J = 12.7, 8.5 Hz, 1H) ppm. ^{13}C NMR (126 MHz, CDCl_3) δ 197.12, 169.82, 165.24, 136.62, 135.77, 134.91, 134.32, 134.27, 132.76, 130.78, 130.75, 130.04, 129.95, 129.85, 129.12, 128.73, 128.56, 128.55, 128.22, 127.87, 126.72, 126.28, 125.64, 125.24, 124.23, 52.29, 50.63, 40.99 ppm. HRMS (ESI) m/z : $[\text{M}+\text{H}]^+$ Calcd for $\text{C}_{30}\text{H}_{24}\text{NO}_4$ 462.1700; Found 462.1704.

Methyl 1-benzoyl-2-(2-(furan-2-yl)-2-oxoethyl)-1,2-dihydroquinoline-3-carboxylate (3ah):



Purified by flash chromatography (petroleum ether/ethyl acetate = 4/1) and obtained as white oil, 34.5 mg, 75% yield. ^1H NMR (400 MHz, CDCl_3) δ 7.67 (s, 1H), 7.60 (dd, J = 1.7, 0.7 Hz, 1H), 7.39 – 7.30 (m, 3H), 7.28 (s, 2H), 7.22 (dd, J = 8.1, 6.8 Hz, 2H), 7.11 – 7.05 (m, 1H), 7.01 – 6.94 (m, 1H), 6.61 (d, J = 8.1 Hz, 1H), 6.57 – 6.53 (m, 1H), 6.15 (dd, J = 8.4, 5.5 Hz, 1H), 3.84 (s, 3H), 3.08 (dd, J = 12.6, 5.5 Hz, 1H), 2.83 (dd, J = 12.6, 8.5 Hz, 1H) ppm. ^{13}C NMR (101 MHz, CDCl_3) δ 185.40, 169.78, 165.18, 152.62, 146.81, 136.59, 134.90, 134.29, 130.82, 129.89, 129.78, 129.14, 128.67, 128.25, 126.16, 125.56, 125.26, 118.33, 112.51, 52.33, 50.47, 41.26 ppm. HRMS (ESI) m/z : $[\text{M}+\text{H}]^+$ Calcd for $\text{C}_{24}\text{H}_{20}\text{NO}_5$ 402.1336; Found 402.1337.

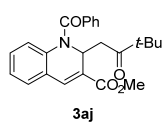
Methyl 1-benzoyl-2-(2-oxo-2-(thiophen-2-yl)ethyl)-1,2-dihydroquinoline-3-carboxylate (3ai):



Purified by flash chromatography (petroleum ether/ethyl acetate = 4/1) and obtained as white oil, 29.2 mg, 70% yield. ^1H NMR (400 MHz, CDCl_3) δ 8.00 – 7.95 (m, 1H), 7.69 (s, 1H), 7.67 – 7.61 (m, 1H), 7.37 – 7.31 (m, 2H), 7.30 – 7.26 (m, 2H),

7.25 – 7.19 (m, 2H), 7.19 – 7.13 (m, 1H), 7.12 – 7.05 (m, 1H), 7.01 – 6.93 (m, 1H), 6.60 (d, $J = 8.1$ Hz, 1H), 6.18 (dd, $J = 8.3, 5.6$ Hz, 1H), 3.83 (s, 3H), 3.15 (dd, $J = 12.4, 5.7$ Hz, 1H), 2.92 (dd, $J = 12.5, 8.3$ Hz, 1H) ppm. ^{13}C NMR (101 MHz, CDCl_3) δ 189.88, 169.78, 165.21, 144.71, 136.57, 134.88, 134.35, 134.21, 133.20, 130.85, 129.91, 129.80, 129.15, 128.72, 128.41, 128.26, 126.24, 125.59, 125.26, 52.34, 50.69, 41.88 ppm. HRMS (ESI) m/z : $[\text{M}+\text{H}]^+$ Calcd for $\text{C}_{24}\text{H}_{20}\text{NO}_4\text{S}$ 418.1108; Found 418.1108.

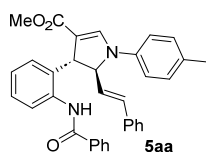
Methyl 1-benzoyl-2-(3,3-dimethyl-2-oxobutyl)-1,2-dihydroquinoline-3-carboxylate (3aj):



Purified by flash chromatography (petroleum ether/ethyl acetate = 4/1) and obtained as white oil, 32.1 mg, 82% yield. ^1H NMR (600 MHz, CDCl_3) δ 7.56 (s, 1H), 7.31 – 7.26 (m, 1H), 7.25 – 7.20 (m, 3H), 7.20 – 7.14 (m, 2H), 7.07 – 6.99 (m, 1H), 7.00 – 6.90 (m, 1H), 6.73 (s, 1H), 5.93 (dd, $J = 9.8, 4.7$ Hz, 1H), 3.80 (s, 3H), 2.70 (dd, $J = 13.2, 4.7$ Hz, 1H), 2.29 (dd, $J = 13.2, 9.8$ Hz, 1H), 1.11 (s, 9H) ppm. ^{13}C NMR (151 MHz, CDCl_3) δ 212.02, 169.82, 165.32, 136.66, 135.30, 133.80, 130.70, 130.63, 129.75, 129.07, 128.47, 128.20, 126.52, 125.85, 125.19, 52.29, 49.48, 45.06, 37.64, 26.02 ppm. HRMS (ESI) m/z : $[\text{M}+\text{H}]^+$ Calcd for $\text{C}_{24}\text{H}_{26}\text{NO}_4$ 392.1856; Found 392.1862.

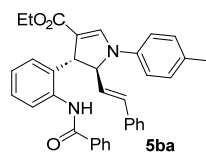
Characterization Data of the Compounds 5

Methyl (*E*)-4-(2-benzamidophenyl)-5-styryl-1-(*p*-tolyl)-4,5-dihydro-1*H*-pyrrole-3 carboxylate



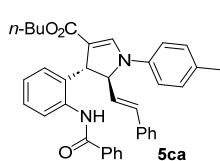
(5aa): Purified by flash chromatography (petroleum ether/ethyl acetate = 5/1) and obtained as yellow solid, 46.7 mg, 91% yield, melting point 197.6-197.9 °C. ^1H NMR (600 MHz, CDCl_3) δ 10.31 – 10.14 (m, 1H), 8.05 – 8.02 (m, 2H), 7.74 (s, 1H), 7.71 (d, $J = 8.1$ Hz, 1H), 7.43 – 7.37 (m, 3H), 7.23 – 7.04 (m, 10H), 6.94 – 6.91 (m, 2H), 6.39 (d, $J = 15.9$ Hz, 1H), 6.16 – 6.13 (m, 1H), 5.00 – 4.98 (m, 1H), 4.15 (d, $J = 2.2$ Hz, 1H), 3.65 (s, 3H), 2.22 (s, 3H) ppm. ^{13}C NMR (151 MHz, CDCl_3) δ 167.72, 166.11, 141.33, 138.03, 137.57, 135.97, 134.74, 134.70, 132.08, 131.76, 131.73, 130.39, 128.67, 128.65, 128.13, 127.81, 127.67, 126.82, 126.80, 126.68, 126.29, 126.17, 115.71, 109.51, 72.43, 51.47, 47.78, 20.71 ppm. HRMS (ESI) m/z : $[\text{M}+\text{H}]^+$ Calcd for $\text{C}_{34}\text{H}_{31}\text{N}_2\text{O}_3$ 515.2329; Found 515.2329.

Ethyl (*E*)-4-(2-benzamidophenyl)-5-styryl-1-(*p*-tolyl)-4,5-dihydro-1*H*-pyrrole-3-carboxylate



(5ba): Purified by flash chromatography (petroleum ether/ethyl acetate = 5/1) and obtained as yellow solid, 47.0 mg, 89% yield, melting point 184.7 – 185.0 °C. ^1H NMR (600 MHz, CDCl_3) δ 10.39 (s, 1H), 8.14 (d, $J = 7.6$ Hz, 2H), 7.82 (s, 1H), 7.80 (d, $J = 8.1$ Hz, 1H), 7.51 (t, $J = 7.2$ Hz, 1H), 7.47 (t, $J = 7.4$ Hz, 2H), 7.32 – 7.27 (m, 3H), 7.25 – 7.13 (m, 7H), 7.02 (d, $J = 8.1$ Hz, 2H), 6.48 (d, $J = 15.9$ Hz, 1H), 6.26 – 6.22 (m, 1H), 5.07 (d, $J = 6.9$ Hz, 1H), 4.26 – 4.25 (m, 1H), 4.21 (d, $J = 2.2$ Hz, 1H), 4.16 – 4.13 (m, 1H), 2.31 (s, 3H), 1.30 (t, $J = 7.1$ Hz, 3H) ppm. ^{13}C NMR (151 MHz, CDCl_3) δ 167.45, 166.06, 140.98, 138.08, 137.59, 135.98, 134.76, 134.73, 131.95, 131.71, 131.68, 130.37, 128.67, 128.65, 128.13, 127.84, 127.64, 126.80, 126.74, 126.72, 126.31, 126.07, 115.64, 109.94, 72.42, 60.32, 47.75, 20.73, 14.63 ppm. HRMS (ESI) m/z : $[\text{M}+\text{H}]^+$ Calcd for $\text{C}_{35}\text{H}_{33}\text{N}_2\text{O}_3$ 529.2486; Found 529.2485.

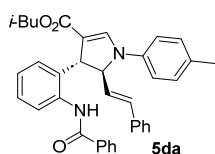
Butyl (E)-4-(2-benzamidophenyl)-5-styryl-1-(p-tolyl)-4,5-dihydro-1H-pyrrole-3-carboxylate



(5ca): Purified by flash chromatography (petroleum ether/ethyl acetate = 5/1) and obtained as yellow liquid, 46.1 mg, 83% yield. ^1H NMR (600 MHz, CDCl_3) δ 10.35 (s, 1H), 8.11 (d, $J = 7.6$ Hz, 2H), 7.78 (d, $J = 6.7$ Hz, 2H), 7.49 – 7.43 (m, 3H), 7.30 – 7.27 (m, 3H), 7.25 – 7.14 (m, 4H), 7.12 – 7.10 (m, 3H), 6.99 (d, $J =$

8.1 Hz, 2H), 6.46 (d, $J = 15.9$ Hz, 1H), 6.24 – 6.20 (m, 1H), 5.05 (d, $J = 6.9$ Hz, 1H), 4.21 – 4.17 (m, 2H), 4.06 – 4.02 (m, 1H), 2.29 (s, 3H), 1.66 – 1.61 (m, 2H), 1.42 – 1.35 (m, 2H), 0.94 (t, $J = 7.4$ Hz, 3H) ppm. ^{13}C NMR (151 MHz, CDCl_3) δ 167.52, 166.04, 140.91, 138.08, 137.54, 135.97, 134.77, 134.72, 131.95, 131.70, 131.15, 130.36, 128.66, 128.64, 128.12, 127.82, 127.63, 126.79, 126.77, 126.71, 126.34, 126.05, 115.64, 109.91, 72.44, 64.24, 47.82, 31.08, 20.73, 19.41, 13.95 ppm. HRMS (ESI) m/z : $[\text{M}+\text{H}]^+$ Calcd for $\text{C}_{37}\text{H}_{37}\text{N}_2\text{O}_3$ 557.2799; Found 557.2798.

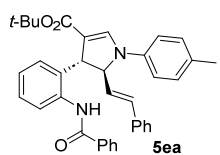
Isobutyl



(E)-4-(2-benzamidophenyl)-5-styryl-1-(p-tolyl)-4,5-dihydro-1H-pyrrole-3-carboxylate (5da): Purified by flash chromatography (petroleum ether/ethyl acetate = 5/1) and obtained as yellow liquid, 45.5 mg, 82% yield. ^1H NMR (600 MHz, CDCl_3) δ 10.33 (s, 1H), 8.13 (d, $J = 7.6$ Hz, 2H), 7.81 – 7.79 (m, 2H), 7.51 – 7.45 (m, 3H), 7.32 – 7.27 (m, 3H), 7.26 – 7.20 (m, 4H), 7.16 – 7.13 (m, 3H), 7.01

(d, $J = 8.1$ Hz, 2H), 6.48 (d, $J = 15.9$ Hz, 1H), 6.27 – 6.23 (m, 1H), 5.07 (d, $J = 6.9$ Hz, 1H), 4.22 (d, $J = 2.4$ Hz, 1H), 4.01 – 3.98 (m, 1H), 3.85 – 3.82 (m, 1H), 2.31 (s, 3H), 1.99 – 1.95 (m, 1H), 0.96 (t, $J = 7.4$ Hz, 6H) ppm. ^{13}C NMR (151 MHz, CDCl_3) δ 167.17, 166.04, 140.89, 138.09, 137.55, 135.98, 134.79, 134.71, 131.99, 131.74, 131.70, 130.39, 130.36, 128.84, 128.67, 128.14, 127.81, 127.64, 127.08, 126.80, 126.72, 126.37, 126.07, 115.67, 72.47, 70.50, 28.08, 20.74, 19.47, 19.41 ppm. HRMS (ESI) m/z : $[\text{M}+\text{H}]^+$ Calcd for $\text{C}_{37}\text{H}_{37}\text{N}_2\text{O}_3$ 557.2799; Found 557.2799.

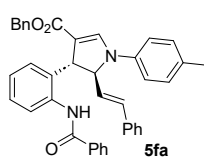
Tert-butyl



(E)-4-(2-benzamidophenyl)-5-styryl-1-(p-tolyl)-4,5-dihydro-1H-pyrrole-3-carboxylate (5ea): Purified by flash chromatography (petroleum ether/ethyl acetate = 5/1) and obtained as yellow liquid, 45.1 mg, 81% yield. ^1H NMR (600 MHz, CDCl_3) δ 10.59 (s, 1H), 8.16 (d, $J = 7.5$ Hz, 2H), 7.82 (d, $J = 8.1$ Hz, 1H), 7.68 (s, 1H), 7.52 – 7.44 (m, 3H), 7.31 – 7.27 (m, 4H), 7.25 – 7.18 (m, 3H), 7.13

(t, $J = 8.7$ Hz, 3H), 6.99 (d, $J = 8.0$ Hz, 2H), 6.47 (d, $J = 15.9$ Hz, 1H), 6.26 – 6.22 (m, 1H), 5.03 (d, $J = 6.9$ Hz, 1H), 4.16 (d, $J = 2.3$ Hz, 1H), 2.31 (s, 3H), 1.50 (s, 9H) ppm. ^{13}C NMR (151 MHz, CDCl_3) δ 167.25, 166.05, 140.57, 140.20, 138.28, 136.06, 135.29, 134.87, 133.31, 131.64, 131.60, 131.55, 130.31, 128.65, 128.62, 128.54, 128.08, 127.94, 127.50, 127.05, 126.80, 126.47, 125.67, 115.47, 80.54, 72.58, 36.35, 28.65, 20.72 ppm. HRMS (ESI) m/z : $[\text{M}+\text{H}]^+$ Calcd for $\text{C}_{37}\text{H}_{37}\text{N}_2\text{O}_3$ 557.2799; Found 557.2797.

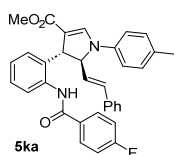
Benzyl (*E*)-4-(2-benzamidophenyl)-5-styryl-1-(*p*-tolyl)-4,5-dihydro-1*H*-pyrrole-3-carboxylate



(5fa): Purified by flash chromatography (petroleum ether/ethyl acetate = 5/1) and obtained as yellow liquid, 51.4 mg, 87% yield. ¹H NMR (600 MHz, CDCl₃) δ 10.24 (s, 1H), 8.10 (d, *J* = 7.6 Hz, 2H), 7.83 – 7.78 (m, 2H), 7.51 (t, *J* = 7.3 Hz, 1H), 7.45 (t, *J* = 7.5 Hz, 2H), 7.42 – 7.29 (m, 6H), 7.29 – 7.27 (m, 1H), 7.26 – 7.20 (m, 4H),

7.19 – 7.10 (m, 4H), 6.99 (d, *J* = 8.1 Hz, 2H), 6.46 (d, *J* = 15.9 Hz, 1H), 6.24 – 6.21 (m, 1H), 5.27 (d, *J* = 12.3 Hz, 1H), 5.07 – 5.03 (m, 2H), 4.23 (d, *J* = 2.3 Hz, 1H), 2.29 (s, 3H) ppm. ¹³C NMR (151 MHz, CDCl₃) δ 167.21, 166.07, 141.61, 137.93, 137.57, 136.50, 135.94, 134.77, 134.68, 132.16, 131.79, 131.73, 130.45, 130.36, 129.83, 128.68, 128.66, 128.35, 128.14, 127.81, 127.71, 126.83, 126.81, 126.72, 126.42, 126.11, 115.77, 109.32, 72.54, 66.27, 47.40, 20.73 ppm. HRMS (ESI) *m/z*: [M+H]⁺ Calcd for C₄₀H₃₅N₂O₃ 591.2642; Found 591.2644.

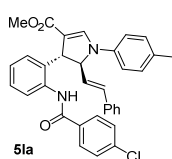
Methyl (*E*)-4-(2-(4-fluorobenzamido)phenyl)-5-styryl-1-(*p*-tolyl)-4,5-dihydro-1*H*-pyrrole-3-



carboxylate (5ka): Purified by flash chromatography (petroleum ether/ethyl acetate = 5/1) and obtained as yellow liquid, 46.1 mg, 85% yield, melting point 200.3-201.9 °C. ¹H NMR (600 MHz, CDCl₃) δ 10.38 (s, 1H), 8.07 (d, *J* = 8.3 Hz, 2H), 7.81 (s, 1H), 7.76 (d, *J* = 8.0 Hz, 1H), 7.43 – 7.41 (m, 2H), 7.30 – 7.26 (m, 4H), 7.25 – 7.18 (m,

3H), 7.18 – 7.11 (m, 3H), 7.00 (d, *J* = 8.5 Hz, 2H), 6.46 (d, *J* = 15.9 Hz, 1H), 6.23 – 6.20 (m, 1H), 5.07 – 5.05 (m, 1H), 4.17 (d, *J* = 2.1 Hz, 1H), 3.72 (s, 3H), 2.30 (s, 3H) ppm. ¹³C NMR (151 MHz, CDCl₃) δ 167.91, 165.04, 141.43, 137.98, 137.95, 137.49, 135.93, 134.56, 133.15, 132.21, 131.83, 130.41, 129.30, 128.91, 128.70, 128.21, 127.72, 126.92, 126.78, 126.60, 126.30, 126.03, 115.74, 109.35, 72.41, 51.54, 47.78, 20.72 ppm. ¹⁹F NMR (376 MHz, CDCl₃) δ -108.44 ppm. HRMS (ESI) *m/z*: [M+H]⁺ Calcd for C₃₄H₃₀FN₂O₃ 533.2235; Found 533.2238.

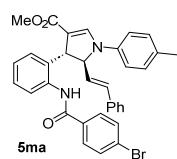
Methyl (*E*)-4-(2-(4-chlorobenzamido)phenyl)-5-styryl-1-(*p*-tolyl)-4,5-dihydro-1*H*-pyrrole-3-



carboxylate (5la): Purified by flash chromatography (petroleum ether/ethyl acetate = 5/1) and obtained as yellow liquid, 46.7 mg, 85% yield, melting point 208.7-210.0 °C. ¹H NMR (600 MHz, CDCl₃) δ 10.38 (s, 1H), 8.08 (d, *J* = 8.3 Hz, 2H), 7.82 – 7.76 (m, 2H), 7.44 – 7.43 (m, 2H), 7.31 – 7.26 (m, 3H), 7.25 – 7.13 (m, 7H), 7.01 (d, *J* =

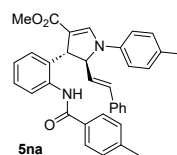
8.5 Hz, 2H), 6.47 (d, *J* = 15.9 Hz, 1H), 6.25 – 6.21 (m, 1H), 5.07 (d, *J* = 6.6 Hz, 1H), 4.18 (d, *J* = 2.1 Hz, 1H), 3.73 (s, 3H), 2.31 (s, 3H) ppm. ¹³C NMR (126 MHz, CDCl₃) δ 167.94, 165.05, 141.39, 137.98, 137.92, 137.49, 135.90, 134.50, 133.12, 132.21, 131.79, 130.41, 129.31, 128.93, 128.71, 128.23, 127.73, 126.93, 126.78, 126.53, 126.29, 126.02, 115.71, 109.36, 72.38, 51.57, 47.70, 20.74 ppm. HRMS (ESI) *m/z*: [M+H]⁺ Calcd for C₃₄H₃₀ClN₂O₃ 549.1939; Found 549.1942.

Methyl (E)-4-(2-(4-chlorobenzamido)phenyl)-5-styryl-1-(p-tolyl)-4,5-dihydro-1H-pyrrole-3-

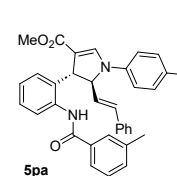


carboxylate (5ma): Purified by flash chromatography (petroleum ether/ethyl acetate = 5/1) and obtained as yellow liquid, 50.4 mg, 87% yield, melting point 216.1-218.0 °C. ¹H NMR (600 MHz, CDCl₃) δ 10.3 (s, 1H), 7.98 (d, *J* = 8.2 Hz, 2H), 7.80 (s, 1H), 7.75 – 7.74 (m, 1H), 7.58 – 7.56 (m, 2H), 7.29 – 7.26 (m, 4H), 7.25 – 7.10 (m, 6H), 6.99 – 6.98 (m, 2H), 6.45 (d, *J* = 15.9 Hz, 1H), 6.22 – 6.18 (m, 1H), 5.05 – 5.04 (m, 1H), 4.15 (d, *J* = 2.1 Hz, 1H), 3.71 (s, 3H), 2.28 (s, 3H) ppm. ¹³C NMR (151 MHz, CDCl₃) δ 167.91, 165.13, 141.42, 137.95, 137.47, 135.92, 134.54, 133.62, 132.21, 131.89, 131.83, 130.41, 129.49, 128.70, 128.22, 127.72, 126.92, 126.78, 126.59, 126.51, 126.31, 126.01, 115.74, 109.34, 72.40, 51.54, 47.79, 20.72 ppm. HRMS (ESI) *m/z*: [M+H]⁺ Calcd for C₃₄H₃₀BrN₂O₃ 593.1434; Found 593.1434.

Methyl (E)-4-(2-(4-methylbenzamido)phenyl)-5-styryl-1-(p-tolyl)-4,5-dihydro-1H-pyrrole-3-

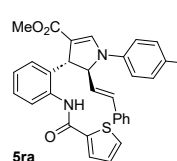


carboxylate (5na): Purified by flash chromatography (petroleum ether/ethyl acetate = 5/1) and obtained as yellow liquid, 46.1 mg, 90% yield. ¹H NMR (600 MHz, CDCl₃) δ 10.20 (s, 1H), 8.01 (d, *J* = 7.9 Hz, 2H), 7.81 – 7.77 (m, 2H), 7.30 – 7.26 (m, 4H), 7.25 – 7.16 (m, 5H), 7.15 – 7.11 (m, 3H), 6.99 (d, *J* = 8.4 Hz, 2H), 6.45 (d, *J* = 15.9 Hz, 1H), 6.23 – 6.19 (m, 1H), 5.05 – 5.04 (m, 1H), 4.21 (d, *J* = 2.2 Hz, 1H), 3.72 (s, 3H), 2.38 (s, 3H), 2.29 (s, 3H) ppm. ¹³C NMR (151 MHz, CDCl₃) δ 167.67, 166.08, 142.11, 141.29, 138.05, 137.47, 135.98, 134.85, 132.04, 131.96, 131.73, 130.37, 128.63, 128.10, 127.80, 127.64, 126.80, 126.67, 126.27, 126.14, 115.69, 109.52, 72.44, 51.45, 47.79, 21.60, 20.71 ppm. HRMS (ESI) *m/z*: [M+H]⁺ Calcd for C₃₅H₃₃N₂O₃ 529.2486; Found 529.2486.



Methyl (E)-4-(2-(3-methylbenzamido)phenyl)-5-styryl-1-(p-tolyl)-4,5-dihydro-1H-pyrrole-3-carboxylate (5pa): Purified by flash chromatography (petroleum ether/ethyl acetate = 5/1) and obtained as yellow liquid, 43.9 mg, 83% yield. ¹H NMR (500 MHz, CDCl₃) δ 9.64 (s, 1H), 7.84 – 7.80 (m, 2H), 7.68 – 7.66 (m, 1H), 7.34 – 7.27 (m, 6H), 7.24 – 7.12 (m, 7H), 7.02 – 6.99 (m, 2H), 6.52 (d, *J* = 16.0 Hz, 1H), 6.29 – 6.24 (m, 1H), 5.08 – 5.06 (m, 1H), 4.24 (d, *J* = 2.5 Hz, 1H), 3.64 (s, 3H), 2.54 (s, 3H), 2.31 (s, 3H) ppm. ¹³C NMR (126 MHz, CDCl₃) δ 168.91, 167.29, 141.25, 138.02, 137.37, 137.15, 136.21, 135.97, 134.57, 131.99, 131.80, 131.38, 130.36, 130.31, 130.23, 128.70, 128.17, 127.71, 127.41, 126.94, 126.76, 126.54, 125.94, 125.87, 115.62, 109.35, 72.37, 51.34, 48.02, 20.72, 20.40 ppm. HRMS (ESI) *m/z*: [M+H]⁺ Calcd for C₃₅H₃₃N₂O₃ 529.2486; Found 529.2486.

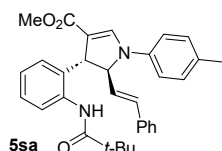
Methyl (E)-5-styryl-4-(2-(thiophene-2-carboxamido)phenyl)-1-(p-tolyl)-4,5-dihydro-1H-



pyrrole-3-carboxylate (5ra): Purified by flash chromatography (petroleum ether/ethyl acetate = 5/1) and obtained as yellow liquid, 37.5 mg, 72% yield. ¹H NMR (500 MHz, CDCl₃) δ 10.41 (s, 1H), 7.94 – 7.93 (m, 1H), 7.83 (s, 1H), 7.78 – 7.77 (m,

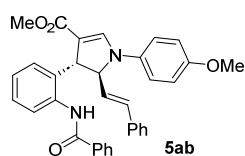
1H), 7.52 – 7.51 (m, 1H), 7.31 – 7.26 (m, 4H), 7.25 (d, $J = 6.0$ Hz, 1H), 7.24 – 7.19 (m, 2H), 7.15 – 7.11 (m, 4H), 7.03 (d, $J = 2.2$ Hz, 2H), 6.48 (d, $J = 15.8$ Hz, 1H), 6.27 – 6.23 (m, 1H), 5.09 – 5.07 (m, 1H), 4.22 (d, $J = 2.3$ Hz, 1H), 3.75 (s, 3H), 2.31 (s, 3H) ppm. ^{13}C NMR (126 MHz, CDCl_3) δ 167.97, 160.82, 141.36, 140.48, 137.94, 137.34, 135.93, 134.35, 132.15, 131.73, 130.83, 130.41, 129.89, 128.69, 128.63, 128.18, 127.98, 127.71, 126.81, 126.53, 126.22, 125.86, 115.69, 109.44, 72.43, 51.58, 47.61, 20.74 ppm. HRMS (ESI) m/z : $[\text{M}+\text{H}]^+$ Calcd for $\text{C}_{32}\text{H}_{29}\text{N}_2\text{O}_3$ 521.1893; Found 521.1894.

Methyl (E)-4-(2-pivalamidophenyl)-5-styryl-1-(p-tolyl)-4,5-dihydro-1H-pyrrole-3-



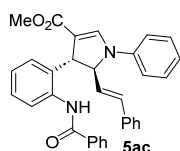
carboxylate (5sa): Purified by flash chromatography (petroleum ether/ethyl acetate = 5/1) and obtained as yellow liquid, 46.1 mg, 82% yield. ^1H NMR (500 MHz, CDCl_3) δ 9.44 (s, 1H), 7.84 (s, 1H), 7.61 (d, $J = 8.1$ Hz, 1H), 7.36 – 7.30 (m, 4H), 7.25 – 7.22 (m, 2H), 7.20 – 7.11 (m, 4H), 7.05 – 7.02 (m, 2H), 6.53 (d, $J = 16.0$ Hz, 1H), 6.31 – 6.27 (m, 1H), 5.06 – 5.05 (m, 1H), 4.16 (d, $J = 2.3$ Hz, 1H), 3.71 (s, 3H), 2.34 (s, 3H), 1.38 (s, 9H) ppm. ^{13}C NMR (126 MHz, CDCl_3) δ 178.22, 167.53, 141.21, 138.31, 137.99, 136.35, 134.87, 132.17, 131.88, 130.61, 128.96, 128.37, 127.69, 127.21, 126.98, 126.92, 126.65, 126.32, 115.83, 110.06, 72.53, 51.56, 47.88, 39.86, 28.06, 20.95 ppm. HRMS (ESI) m/z : $[\text{M}+\text{H}]^+$ Calcd for $\text{C}_{32}\text{H}_{35}\text{N}_2\text{O}_3$ 495.2624; Found 495.2629.

Methyl (E)-4-(2-benzamidophenyl)-1-(4-methoxyphenyl)-5-styryl-4,5-dihydro-1H-pyrrole-3-



carboxylate (5ab): Purified by flash chromatography (petroleum ether/ethyl acetate = 5/1) and obtained as yellow liquid, 48.9 mg, 92% yield. ^1H NMR (500 MHz, CDCl_3) δ 10.35 (s, 1H), 8.15 – 8.14 (m, 2H), 7.81 – 7.76 (m, 1H), 7.76 (s, 1H), 7.52 – 7.46 (m, 3H), 7.32 – 7.26 (m, 4H), 7.25 – 7.17 (m, 4H), 7.07 – 7.05 (m, 2H), 6.89 – 6.87 (m, 2H), 6.48 (d, $J = 15.8$ Hz, 1H), 6.27 – 6.22 (m, 1H), 5.05 – 5.03 (m, 1H), 4.23 (d, $J = 2.2$ Hz, 1H), 3.79 (s, 3H), 3.73 (s, 3H) ppm. ^{13}C NMR (126 MHz, CDCl_3) δ 167.75, 166.06, 155.47, 141.82, 137.61, 135.90, 134.70, 134.66, 134.63, 134.11, 131.81, 131.72, 129.11, 128.66, 128.16, 127.80, 127.65, 126.78, 126.70, 126.26, 126.13, 117.30, 115.15, 108.84, 72.91, 55.71, 51.44, 47.76 ppm. HRMS (ESI) m/z : $[\text{M}+\text{H}]^+$ Calcd for $\text{C}_{34}\text{H}_{31}\text{N}_2\text{O}_4$ 531.2278; Found 531.2280.

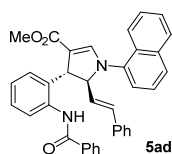
Methyl (E)-4-(2-benzamidophenyl)-1-phenyl-5-styryl-4,5-dihydro-1H-pyrrole-3-carboxylate



(5ac): Purified by flash chromatography (petroleum ether/ethyl acetate = 5/1) and obtained as yellow liquid, 43.8 mg, 82% yield. ^1H NMR (500 MHz, CDCl_3) δ 10.30 (s, 1H), 8.15 (dd, $J = 8.3, 1.5$ Hz, 2H), 7.87 (s, 1H), 7.83-7.79 (m, 1H), 7.56 – 7.45 (m, 3H), 7.37 – 7.26 (m, 6H), 7.25 – 7.14 (m, 4H), 7.14 – 7.09 (m, 2H), 7.06 – 6.98 (m, 1H), 6.50 (d, $J = 15.9$ Hz, 1H), 6.25 (dd, $J = 16.0, 6.8$ Hz, 1H), 5.11 (d, $J = 6.1$ Hz, 1H), 4.25 (d, $J = 2.2$ Hz, 1H), 3.75 (s, 3H) ppm. ^{13}C NMR (126 MHz, CDCl_3) δ 167.67, 166.09, 140.93, 140.32, 137.41, 135.86, 134.69, 134.63, 131.77, 131.75, 129.87, 128.68, 128.66, 128.17, 127.78, 127.73, 126.84, 126.78, 126.46, 126.26, 126.17,

122.33, 115.54, 110.25, 72.26, 51.57, 47.73 ppm. HRMS (ESI) m/z : $[M+H]^+$ Calcd for $C_{33}H_{29}N_2O_3$ 501.2173; Found 501.2170.

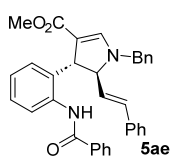
Methyl (E)-4-(2-benzamidophenyl)-1-(naphthalen-1-yl)-5-styryl-4,5-dihydro-1H-pyrrole-3-



carboxylate (5ad): Purified by flash chromatography (petroleum ether/ethyl acetate = 5/1) and obtained as yellow solid, 39.6 mg, 72% yield, melting point 189.3-191.0 °C.

1H NMR (500 MHz, $CDCl_3$) δ 10.22 (s, 1H), 8.17 – 8.07 (m, 3H), 7.92 – 7.84 (m, 2H), 7.72 (t, J = 6.8 Hz, 2H), 7.63 (s, 1H), 7.62 – 7.58 (m, 1H), 7.56 – 7.49 (m, 2H), 7.48 – 7.40 (m, 4H), 7.39 – 7.35 (m, 1H), 7.33 – 7.29 (m, 1H), 7.20 – 7.11 (m, 5H), 6.40 – 6.21 (m, 2H), 5.22 (dd, J = 8.2, 3.1 Hz, 1H), 4.45 (d, J = 3.1 Hz, 1H), 3.73 (s, 3H) ppm. ^{13}C NMR (126 MHz, $CDCl_3$) δ 167.77, 165.95, 148.61, 137.89, 137.55, 135.92, 135.15, 134.95, 134.73, 132.97, 131.71, 129.47, 129.02, 128.98, 128.67, 128.55, 128.09, 127.76, 127.68, 126.96, 126.93, 126.88, 126.76, 126.68, 126.55, 126.16, 125.60, 122.69, 121.51, 107.96, 76.99, 51.40, 47.82 ppm. HRMS (ESI) m/z : $[M+H]^+$ Calcd for $C_{37}H_{31}N_2O_3$ 551.2329; Found 551.2326.

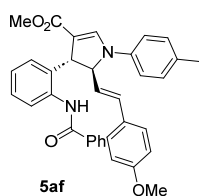
Methyl (E)-4-(2-benzamidophenyl)-1-benzyl-5-styryl-4,5-dihydro-1H-pyrrole-3-carboxylate



(5ae): Purified by flash chromatography (petroleum ether/ethyl acetate = 5/1) and

obtained as yellow solid, 42.0 mg, 82% yield, melting point 170.9-172.3 °C. 1H NMR (600 MHz, $CDCl_3$) δ 10.30 (s, 1H), 8.10 (d, J = 7.6 Hz, 2H), 7.76 (d, J = 8.1 Hz, 1H), 7.55 – 7.36 (m, 6H), 7.35 – 7.27 (m, 6H), 7.26 – 7.21 (m, 3H), 7.08 – 7.01 (m, 2H), 6.41 (d, J = 15.7 Hz, 1H), 6.17 (dd, J = 15.8, 8.7 Hz, 1H), 4.48 – 4.37 (m, 2H), 4.28 (d, J = 14.5 Hz, 1H), 4.21 (d, J = 3.5 Hz, 1H), 3.66 (s, 3H) ppm. ^{13}C NMR (126 MHz, $CDCl_3$) δ 167.69, 165.82, 149.20, 135.92, 135.87, 134.95, 134.81, 133.60, 133.55, 131.61, 129.16, 128.74, 128.71, 128.61, 128.46, 128.32, 128.00, 127.77, 127.26, 126.85, 126.65, 126.25, 126.05, 125.78, 73.26, 60.54, 51.85, 51.05 ppm. HRMS (ESI) m/z : $[M+H]^+$ Calcd for $C_{34}H_{31}N_2O_3$ 515.2329; Found 515.2333.

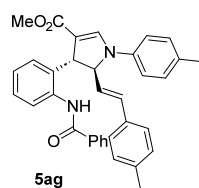
Methyl (E)-4-(2-benzamidophenyl)-5-(4-methoxystyryl)-1-(p-tolyl)-4,5-dihydro-1H-pyrrole-



3-carboxylate (5af): Purified by flash chromatography (petroleum ether/ethyl

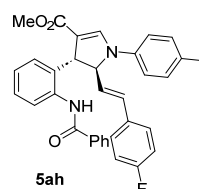
acetate = 5/1) and obtained as yellow solid, 45.0 mg, 82% yield, melting point 146.0-147.3 °C. 1H NMR (500 MHz, $CDCl_3$) δ 10.30 (s, 1H), 8.14 (d, J = 6.9 Hz, 2H), 7.83 – 7.77 (m, 2H), 7.54 – 7.45 (m, 3H), 7.33 – 7.28 (m, 1H), 7.24 – 7.19 (m, 3H), 7.17 – 7.11 (m, 3H), 7.05 – 6.97 (m, 2H), 6.82 – 6.75 (m, 2H), 6.42 (d, J = 15.9 Hz, 1H), 6.08 (dd, J = 15.9, 7.0 Hz, 1H), 5.09 – 5.01 (m, 1H), 4.20 (d, J = 2.1 Hz, 1H), 3.76 (s, 3H), 3.73 (s, 3H), 2.31 (s, 3H) ppm. ^{13}C NMR (126 MHz, $CDCl_3$) δ 167.78, 166.05, 159.63, 141.25, 138.04, 137.61, 134.71, 132.00, 131.72, 131.21, 130.36, 128.69, 128.67, 128.03, 127.81, 127.62, 126.77, 126.27, 126.08, 124.42, 115.69, 114.06, 110.43, 109.47, 72.60, 55.43, 51.49, 47.82, 20.73 ppm. HRMS (ESI) m/z : $[M+H]^+$ Calcd for $C_{35}H_{33}N_2O_4$ 545.2435; Found 545.2438.

Methyl (*E*)-4-(2-benzamidophenyl)-5-(4-methylstyryl)-1-(*p*-tolyl)-4,5-dihydro-1*H*-pyrrole-3-



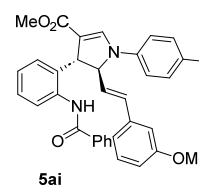
carboxylate (5ag): Purified by flash chromatography (petroleum ether/ethyl acetate = 5/1) and obtained as yellow solid, 41.2 mg, 78% yield, melting point 148.6-149.1 °C. ¹H NMR (500 MHz, CDCl₃) δ 10.33 (s, 1H), 8.14 (d, *J* = 7.9 Hz, 2H), 7.86 – 7.75 (m, 2H), 7.55 – 7.43 (m, 3H), 7.33 – 7.28 (m, 1H), 7.24 – 7.20 (m, 1H), 7.19 – 7.10 (m, 5H), 7.05 (d, *J* = 7.9 Hz, 2H), 7.03 – 6.99 (m, 2H), 6.44 (d, *J* = 15.9 Hz, 1H), 6.17 (dd, *J* = 15.9, 6.9 Hz, 1H), 5.10 – 5.02 (m, 1H), 4.21 (d, *J* = 2.1 Hz, 1H), 3.73 (s, 3H), 2.31 (s, 3H), 2.28 (s, 3H) ppm. ¹³C NMR (126 MHz, CDCl₃) δ 167.77, 166.07, 141.26, 138.08, 138.02, 137.58, 134.70, 133.14, 132.03, 131.72, 131.64, 130.36, 129.94, 129.35, 128.67, 127.81, 127.64, 126.78, 126.70, 126.27, 126.09, 125.58, 115.70, 109.51, 72.54, 51.50, 47.74, 21.30, 20.73 ppm. HRMS (ESI) *m/z*: [M+H]⁺ Calcd for C₃₅H₃₃N₂O₃ 529.2486; Found 529.2488;

Methyl (*E*)-4-(2-benzamidophenyl)-5-(4-fluorostyryl)-1-(*p*-tolyl)-4,5-dihydro-1*H*-pyrrole-3-



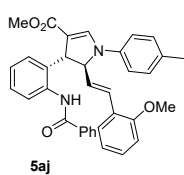
carboxylate (5ah): Purified by flash chromatography (petroleum ether/ethyl acetate = 5/1) and obtained as yellow solid, 25.5 mg, 48% yield, melting point 143.0-144.8 °C. ¹H NMR (600 MHz, CDCl₃) δ 10.30 (s, 1H), 8.14 (d, *J* = 7.2 Hz, 2H), 7.82 (s, 1H), 7.78 (d, *J* = 8.1 Hz, 1H), 7.54 – 7.45 (m, 3H), 7.32 – 7.28 (m, 1H), 7.25 – 7.20 (m, 3H), 7.17 – 7.11 (m, 3H), 7.03 – 6.97 (m, 2H), 6.96 – 6.88 (m, 2H), 6.43 (d, *J* = 15.9 Hz, 1H), 6.13 (dd, *J* = 15.9, 6.9 Hz, 1H), 5.07 – 5.04 (m, 1H), 4.20 (d, *J* = 2.2 Hz, 1H), 3.73 (s, 3H), 2.31 (s, 3H) ppm. ¹³C NMR (126 MHz, CDCl₃) δ 167.73, 166.09, 162.63 (d, *J* = 247.8 Hz), 141.24, 137.95, 137.54, 134.69, 134.67, 132.11, 132.08, 131.79, 130.58, 130.42, 128.70, 128.39 (d, *J* = 8.0 Hz), 127.81, 127.72, 126.87, 126.36 (d, *J* = 3.0 Hz), 126.25, 126.21, 115.58 (d, *J* = 22.6 Hz), 115.63, 109.51, 72.31, 51.53, 47.70, 20.74 ppm. ¹⁹F NMR (565 MHz, CDCl₃) δ -113.67 ppm. HRMS (ESI) *m/z*: [M+H]⁺ Calcd for C₃₄H₃₀FN₂O₃ 533.2235; Found 533.2230;

Methyl (*E*)-4-(2-benzamidophenyl)-5-(3-methoxystyryl)-1-(*p*-tolyl)-4,5-dihydro-1*H*-pyrrole-



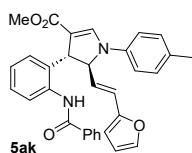
3-carboxylate (5ai): Purified by flash chromatography (petroleum ether/ethyl acetate = 5/1) and obtained as yellow solid, 44.9 mg, 82% yield, melting point 133.6-134.5 °C. ¹H NMR (500 MHz, CDCl₃) δ 10.32 (s, 1H), 8.19 – 8.07 (m, 2H), 7.85 – 7.76 (m, 2H), 7.54 – 7.45 (m, 3H), 7.33 – 7.28 (m, 1H), 7.23 – 7.19 (m, 1H), 7.18 – 7.11 (m, 4H), 7.03 – 6.97 (m, 2H), 6.89 – 6.85 (m, 1H), 6.83 – 6.78 (m, 1H), 6.78 – 6.71 (m, 1H), 6.44 (d, *J* = 15.9 Hz, 1H), 6.22 (dd, *J* = 15.9, 6.8 Hz, 1H), 5.10 – 5.02 (m, 1H), 4.21 (d, *J* = 2.2 Hz, 1H), 3.75 (s, 3H), 3.73 (s, 3H), 2.31 (s, 3H) ppm. ¹³C NMR (126 MHz, CDCl₃) δ 167.75, 166.10, 159.87, 141.25, 137.99, 137.53, 137.35, 134.70, 134.68, 132.09, 131.76, 131.64, 130.40, 129.66, 128.69, 127.82, 127.69, 126.89, 126.82, 126.26, 126.14, 119.48, 115.67, 114.15, 111.74, 109.56, 72.38, 55.36, 51.52, 47.68, 20.74 ppm. HRMS (ESI) *m/z*: [M+H]⁺ Calcd for C₃₅H₃₃N₂O₄ 545.2435; Found 545.2433.

Methyl (*E*)-4-(2-benzamidophenyl)-5-(2-methoxystyryl)-1-(*p*-tolyl)-4,5-dihydro-1*H*-pyrrole-3-carboxylate (5aj**):**



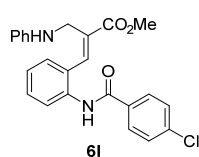
Purified by flash chromatography (petroleum ether/ethyl acetate = 5/1) and obtained as yellow solid, 43.6 mg, 80% yield, melting point 150.6-152.3 °C. ¹H NMR (500 MHz, CDCl₃) δ 10.34 (s, 1H), 8.13 (d, *J* = 7.0 Hz, 2H), 7.83 – 7.78 (m, 2H), 7.52 – 7.43 (m, 3H), 7.32 – 7.28 (m, 2H), 7.24 – 7.21 (m, 1H), 7.19 – 7.10 (m, 4H), 7.05 – 7.01 (m, 2H), 6.86 – 6.77 (m, 3H), 6.28 (dd, *J* = 16.1, 7.4 Hz, 1H), 5.08 (dd, *J* = 7.1, 2.8 Hz, 1H), 4.23 (d, *J* = 2.1 Hz, 1H), 3.74 (s, 3H), 3.73 (s, 3H), 2.30 (s, 3H) ppm. ¹³C NMR (126 MHz, CDCl₃) δ 167.80, 166.01, 157.06, 141.37, 138.12, 137.58, 134.79, 134.72, 131.96, 131.68, 130.32, 129.19, 128.64, 127.82, 127.59, 127.31, 127.18, 126.69, 126.37, 126.34, 125.94, 124.88, 120.58, 115.83, 111.06, 109.83, 73.20, 55.50, 51.47, 47.06, 20.74 ppm. HRMS (ESI) *m/z*: [M+H]⁺ Calcd for C₃₅H₃₃N₂O₄ 545.2435; Found 545.2438.

Methyl (*E*)-4-(2-benzamidophenyl)-5-(2-(furan-2-yl)vinyl)-1-(*p*-tolyl)-4,5-dihydro-1*H*-pyrrole-3-carboxylate (5ak**):**



Purified by flash chromatography (petroleum ether/ethyl acetate = 5/1) and obtained as yellow solid, 37.3 mg, 74% yield, melting point 179.0-180.6 °C. ¹H NMR (500 MHz, CDCl₃) δ 10.32 (s, 1H), 8.15 (d, *J* = 6.8 Hz, 2H), 7.84 – 7.72 (m, 2H), 7.56 – 7.46 (m, 3H), 7.33 – 7.27 (m, 2H), 7.22 – 7.18 (m, 1H), 7.17 – 7.11 (m, 3H), 7.02 – 6.94 (m, 2H), 6.32 – 6.23 (m, 2H), 6.20 – 6.11 (m, 2H), 5.03 (dd, *J* = 6.6, 2.2 Hz, 1H), 4.21 (d, *J* = 2.3 Hz, 1H), 3.73 (s, 3H), 2.32 (s, 3H) ppm. ¹³C NMR (126 MHz, CDCl₃) δ 167.71, 166.04, 151.64, 142.40, 141.09, 137.91, 137.48, 134.68, 132.04, 131.74, 130.41, 128.68, 127.83, 127.67, 126.79, 126.18, 126.14, 125.09, 124.96, 119.77, 115.58, 111.50, 109.62, 109.25, 71.93, 51.51, 47.72, 20.73 ppm. HRMS (ESI) *m/z*: [M+H]⁺ Calcd for C₃₂H₂₉N₂O₄ 505.2122; Found 505.2127;

Methyl (*E*)-3-(2-(4-chlorobenzamido)phenyl)-2-((phenylamino)methyl)acrylate (6l**):**



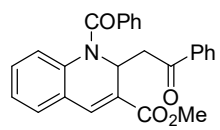
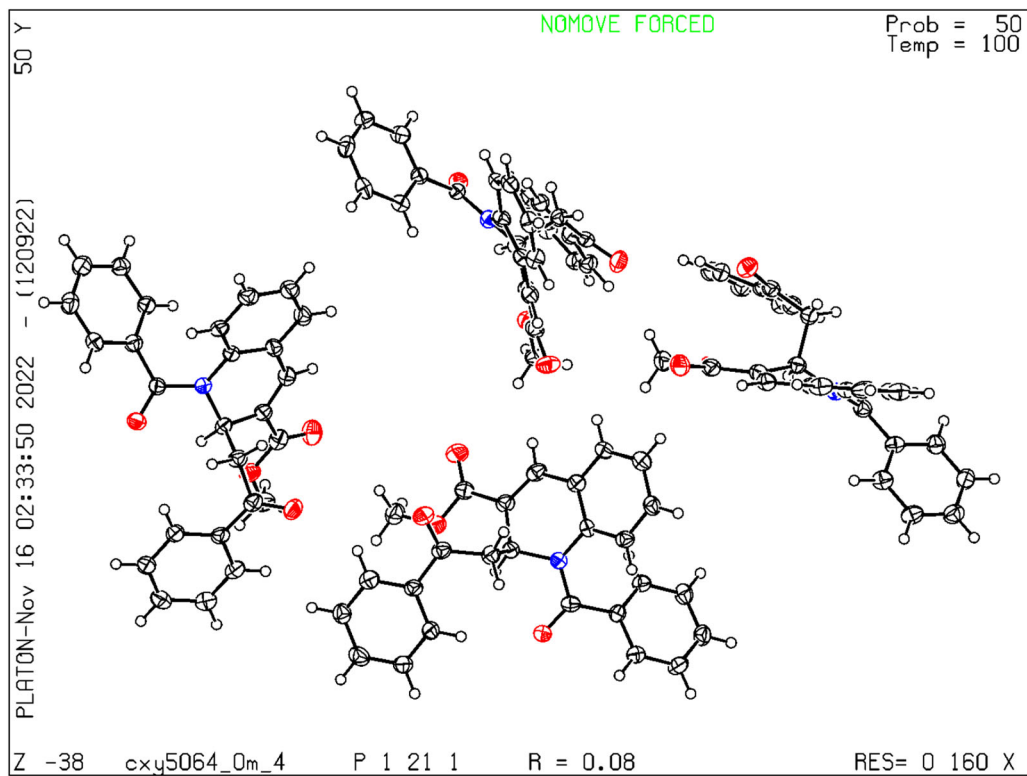
Purified by flash chromatography (petroleum ether/ethyl acetate = 5/1) and obtained as yellow solid, 40.0 mg, 95% yield, melting point 155.4-156.6 °C. ¹H NMR (400 MHz, CDCl₃) δ 8.08 (d, *J* = 8.2 Hz, 1H), 7.90 (s, 1H), 7.79 (s, 1H), 7.68 – 7.59 (m, 2H), 7.56 – 7.44 (m, 2H), 7.44 – 7.36 (m, 2H), 7.26 – 7.24 (m, 1H), 7.19 – 7.02 (m, 2H), 6.73 – 6.64 (m, 1H), 6.47 – 6.33 (m, 2H), 4.18 (s, 1H), 4.06 (s, 2H), 3.84 (s, 3H) ppm. ¹³C NMR (101 MHz, CDCl₃) δ 167.59, 166.19, 146.52, 138.83, 135.91, 134.73, 132.68, 132.39, 132.30, 130.38, 129.46, 129.17, 127.76, 127.58, 125.59, 124.31, 115.87, 110.64, 52.84, 41.57 ppm. HRMS (ESI) *m/z*: [M+H]⁺ Calcd for C₂₄H₂₂ClN₂O₃ 421.1313; Found 421.1315.

X-ray crystallographic data for 3aa, 5aa and 6l

Crystal Structure and data for compound 3aa

Table 1 Crystal data and structure refinement for cxy5064_0m_4.

Identification code	cxy5064_0m_4
Empirical formula	C ₂₆ H ₂₁ NO ₄
Formula weight	411.44
Temperature/K	100.0(2)
Crystal system	monoclinic
Space group	P2 ₁
a/Å	6.9055(4)
b/Å	21.4299(11)
c/Å	27.6189(15)
α/°	90
β/°	92.031(2)
γ/°	90
Volume/Å ³	4084.6(4)
Z	8
ρ _{calc} /cm ³	1.338
μ/mm ⁻¹	0.466
F(000)	1728.0
Crystal size/mm ³	0.3 × 0.22 × 0.18
Radiation	CuKα (λ = 1.34139)
2θ range for data collection/°	8.418 to 144.37
Index ranges	? ≤ h ≤ ?, ? ≤ k ≤ ?, ? ≤ l ≤ ?
Reflections collected	15953
Independent reflections	15953 [R _{int} = 0.0498, R _{sigma} = 0.0640]
Data/restraints/parameters	5978/22/442
Goodness-of-fit on F ²	1.043
Final R indexes [I ≥ 2σ (I)]	R1 = 0.0753, wR2 = 0.2086
Final R indexes [all data]	R1 = 0.0899, wR2 = 0.2168
Largest diff. peak/hole / e Å ⁻³	0.47/-0.35
Flack parameter	0.01 (13)

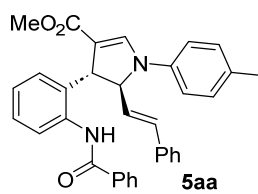
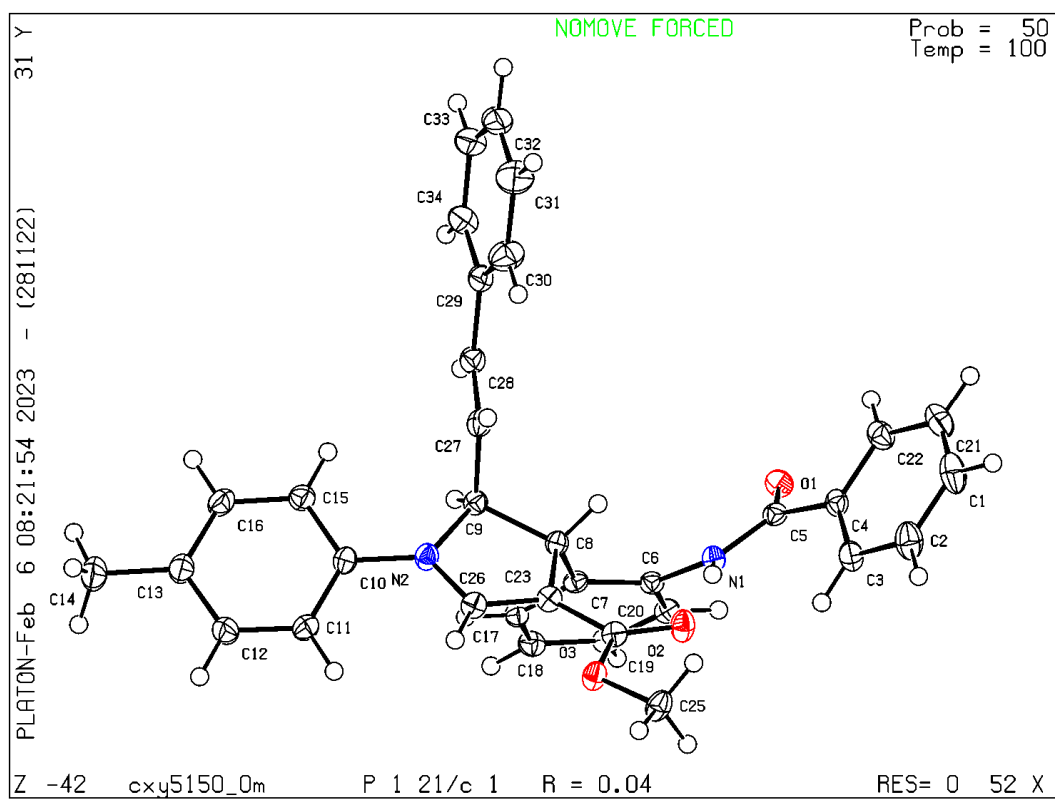


3aa

Crystal Structure and data for compound **5aa**

Table 2 Crystal data and structure refinement for cxy5150_0m.

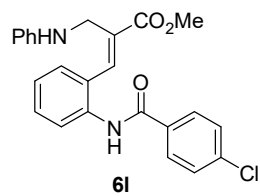
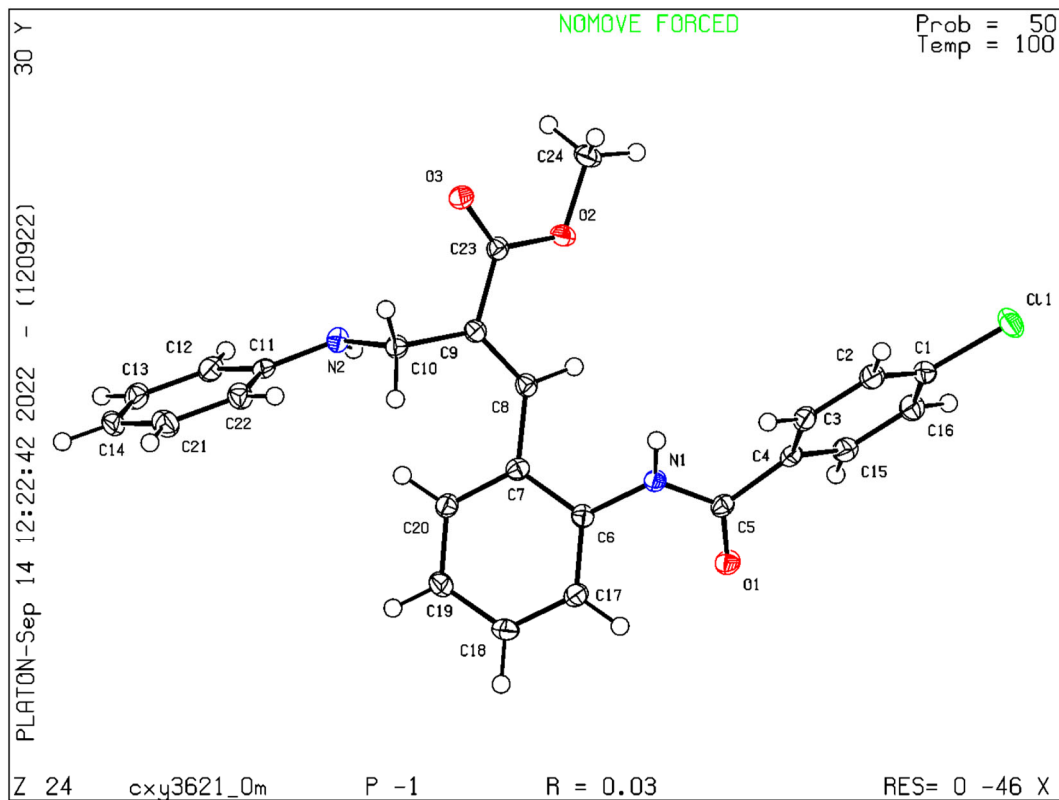
Identification code	cxy5150_0m
Empirical formula	C ₃₄ H ₃₀ N ₂ O ₃
Formula weight	514.60
Temperature/K	100.0(2)
Crystal system	monoclinic
Space group	P2 ₁ /c
a/Å	11.8470(7)
b/Å	18.1061(10)
c/Å	13.0266(7)
α/°	90
β/°	95.964(2)
γ/°	90
Volume/Å ³	2779.1(3)
Z	4
ρ _{calc} /cm ³	1.230
μ/mm ⁻¹	0.397
F(000)	1088.0
Crystal size/mm ³	0.31 × 0.26 × 0.18
Radiation	GaKα (λ = 1.34138)
2θ range for data collection/°	7.3 to 113.948
Index ranges	-14 ≤ h ≤ 14, -21 ≤ k ≤ 22, -16 ≤ l ≤ 16
Reflections collected	33411
Independent reflections	5641 [R _{int} = 0.0573, R _{sigma} = 0.0378]
Data/restraints/parameters	5641/0/355
Goodness-of-fit on F ²	1.040
Final R indexes [I ≥ 2σ (I)]	R ₁ = 0.0368, wR ₂ = 0.0953
Final R indexes [all data]	R ₁ = 0.0400, wR ₂ = 0.0969
Largest diff. peak/hole / e Å ⁻³	0.26/-0.19



Crystal Structure and data for compound **61**

Table 3 Crystal data and structure refinement for cxy3621_0m.

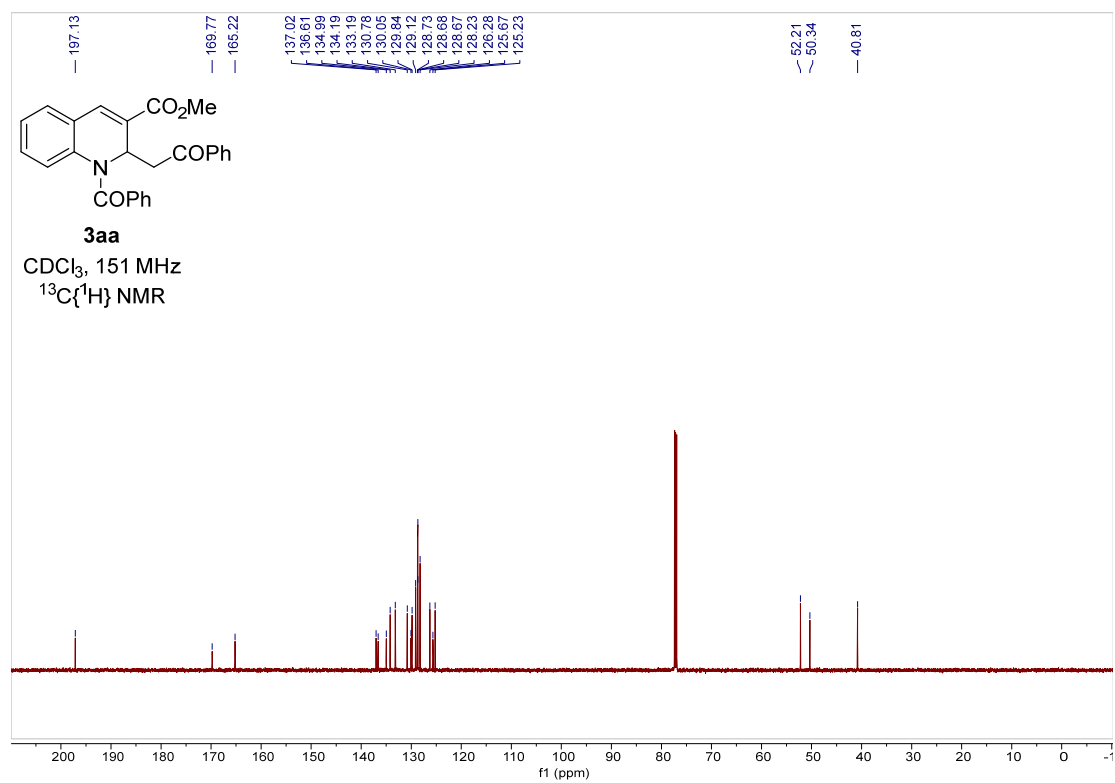
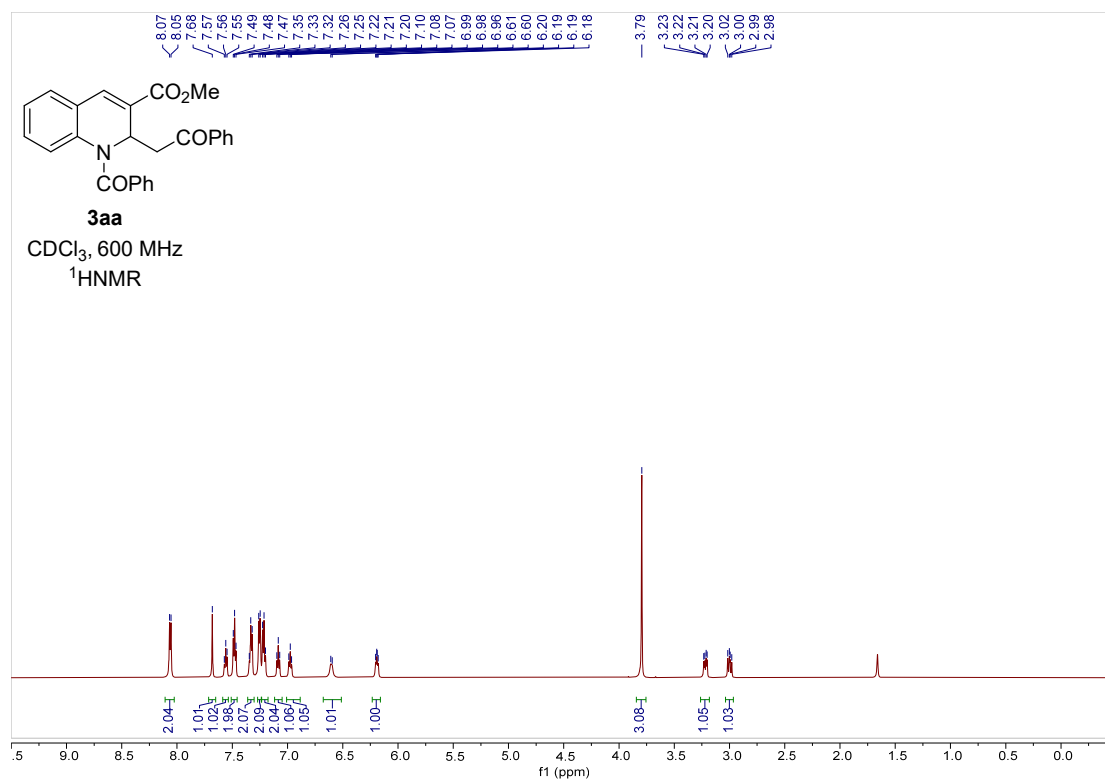
Identification code	cxy3621_0m
Empirical formula	C ₂₄ H ₂₁ N ₂ O ₃ Cl
Formula weight	420.88
Temperature/K	100.0(2)
Crystal system	triclinic
Space group	P-1
a/Å	9.6896(5)
b/Å	10.1998(5)
c/Å	10.8323(6)
α/°	89.990(2)
β/°	71.675(2)
γ/°	84.875(2)
Volume/Å ³	1011.78(9)
Z	2
ρ _{calc} /cm ³	1.381
μ/mm ⁻¹	1.911
F(000)	440.0
Crystal size/mm ³	0.28 × 0.22 × 0.15
Radiation	CuKα (λ = 1.54178)
2θ range for data collection/°	8.602 to 144.272
Index ranges	-11 ≤ h ≤ 11, -12 ≤ k ≤ 12, -13 ≤ l ≤ 13
Reflections collected	22984
Independent reflections	3990 [R _{int} = 0.0272, R _{sigma} = 0.0177]
Data/restraints/parameters	3990/1/275
Goodness-of-fit on F ²	1.042
Final R indexes [I ≥ 2σ (I)]	R ₁ = 0.0291, wR ₂ = 0.0740
Final R indexes [all data]	R ₁ = 0.0295, wR ₂ = 0.0743
Largest diff. peak/hole / e Å ⁻³	0.28/-0.26

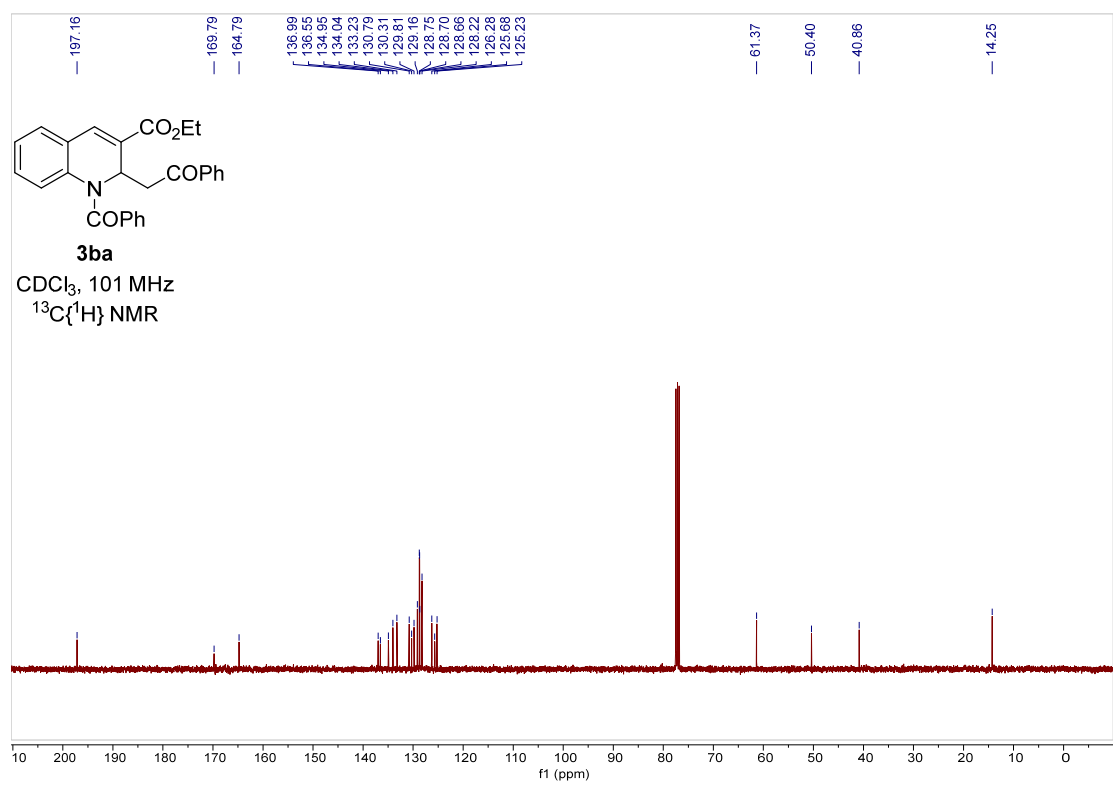
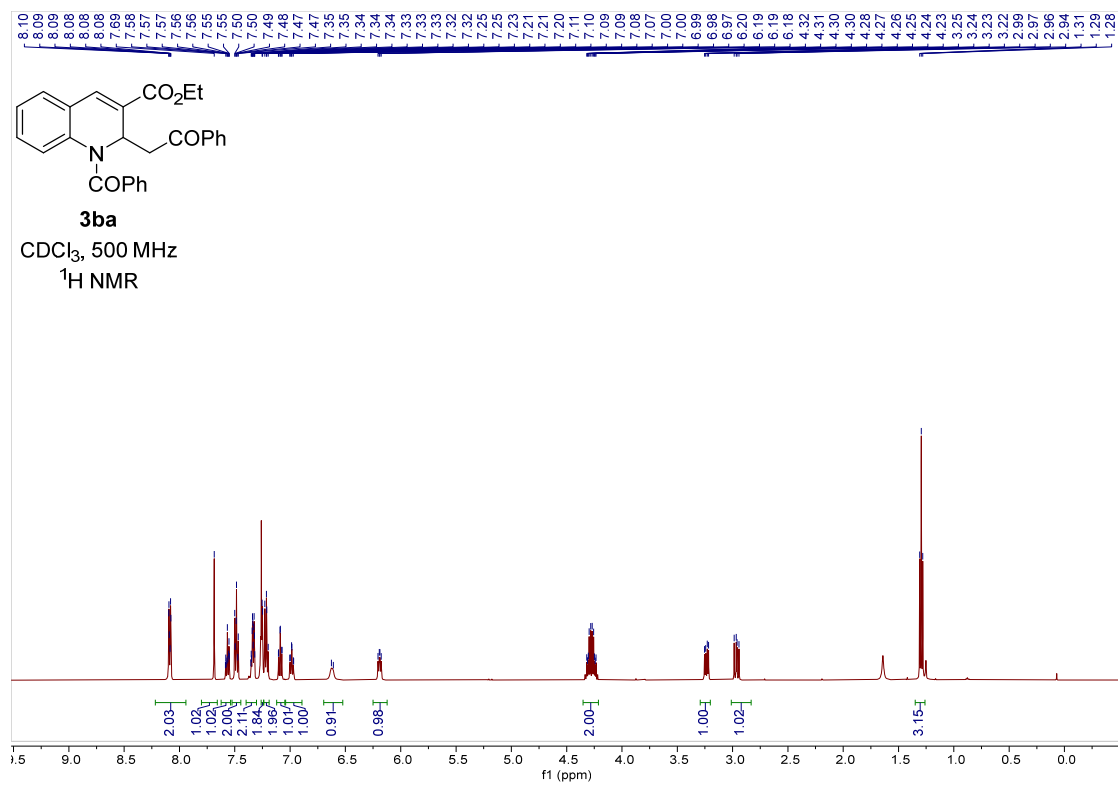


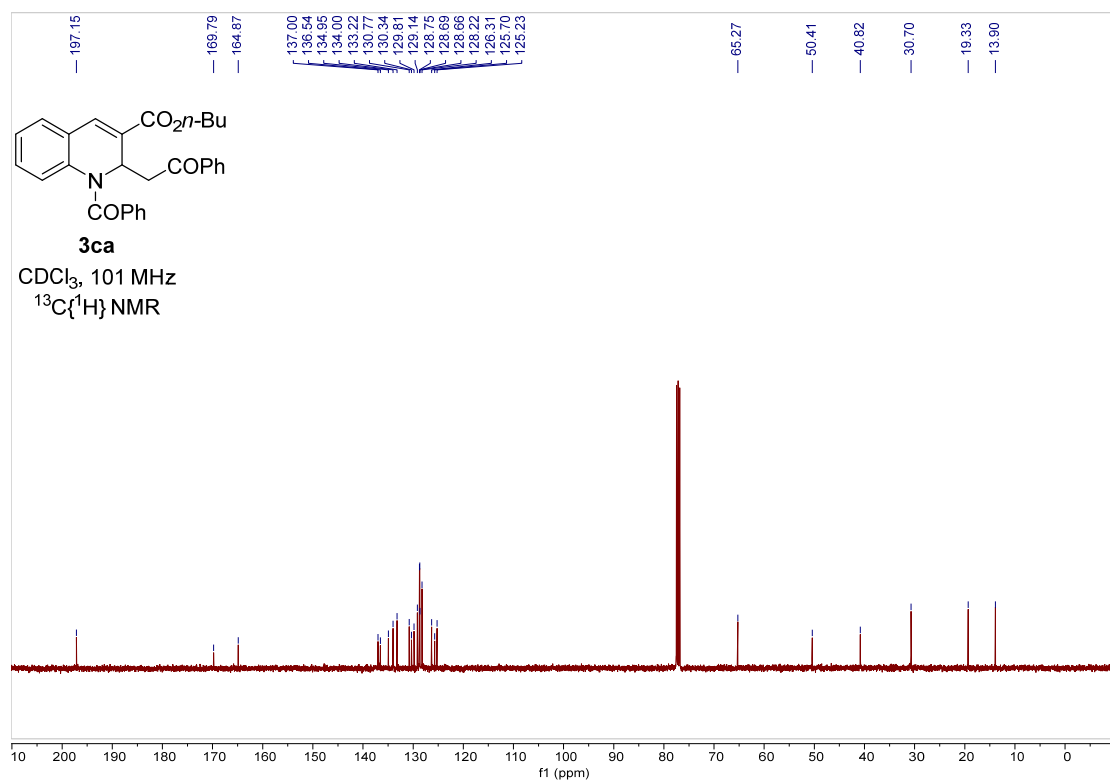
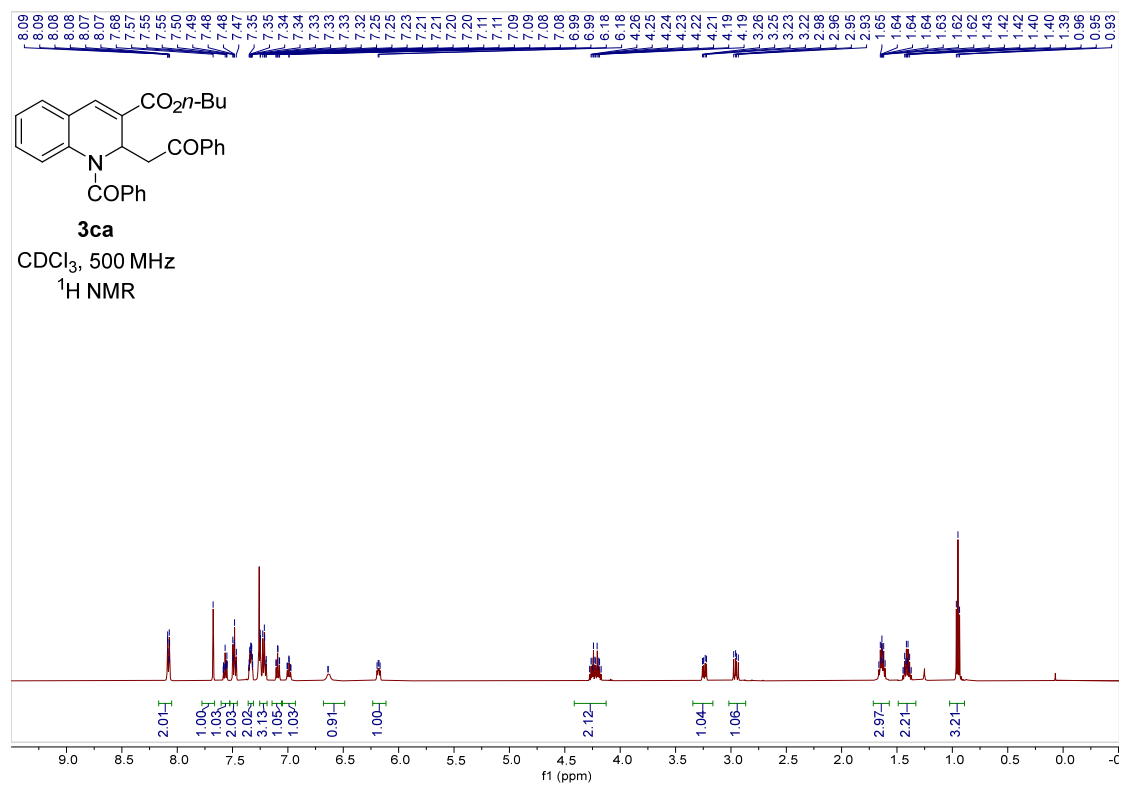
Reference

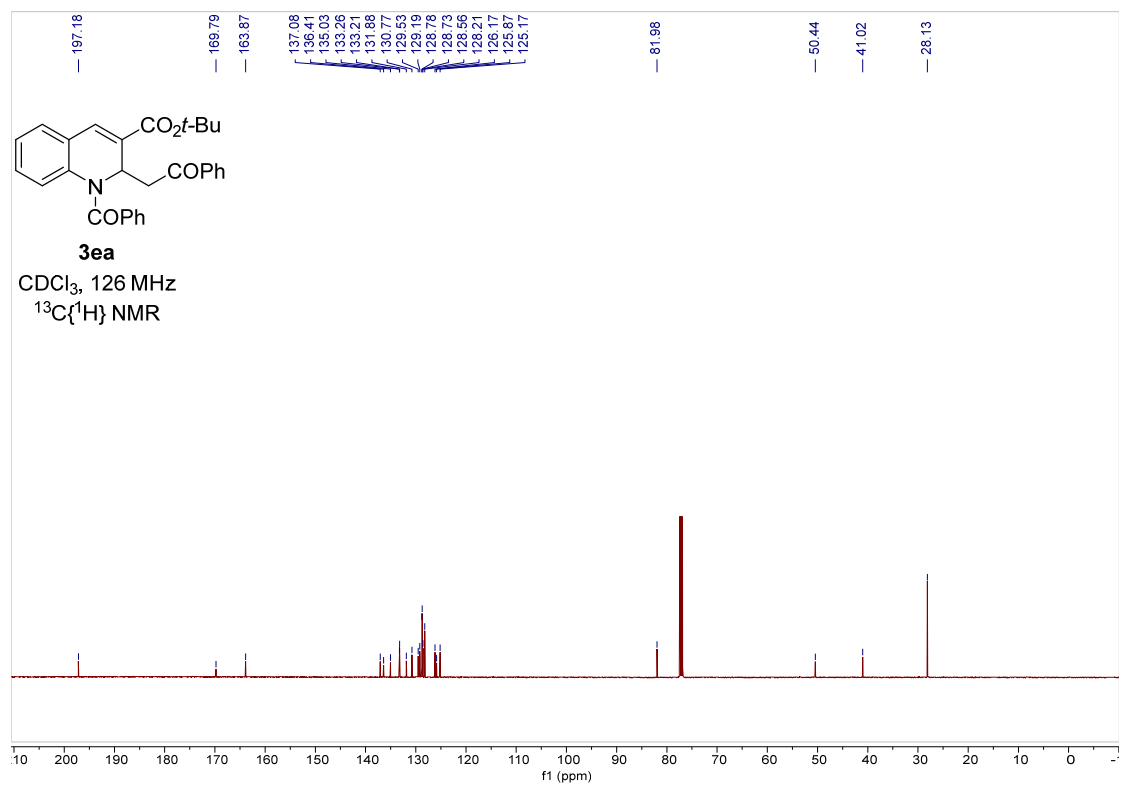
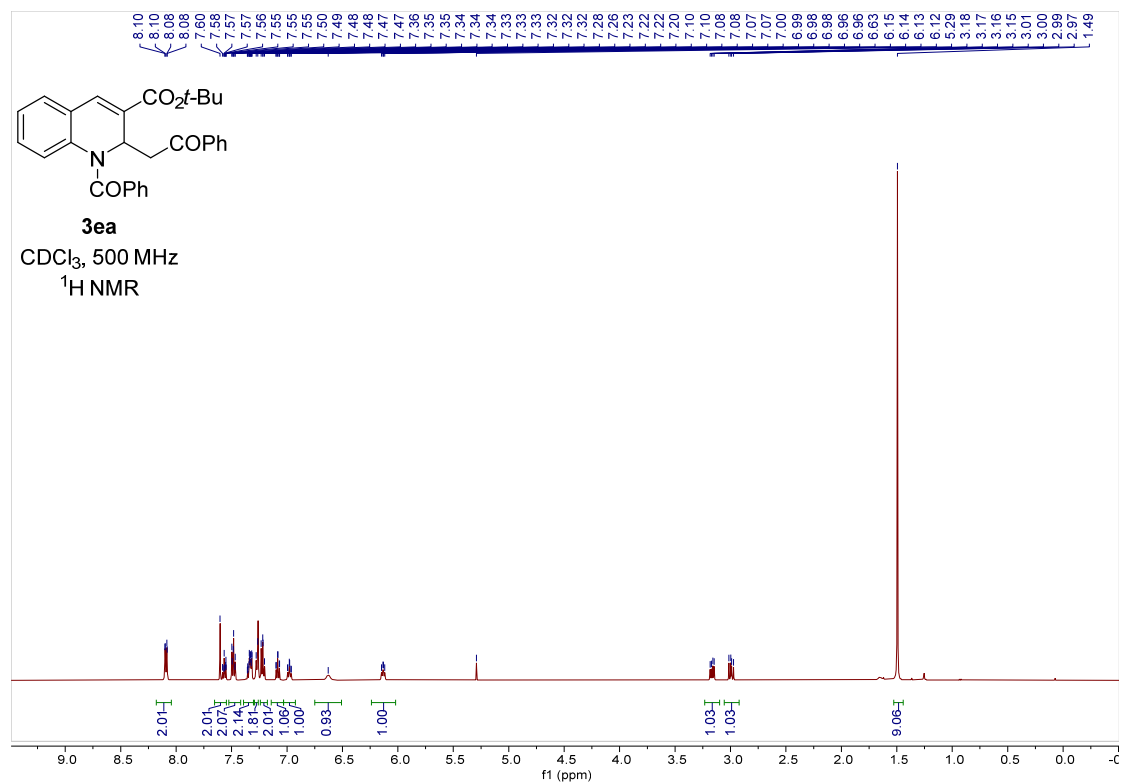
1. Cai, W.; Zhou, Y.; He, Y.; Chen, K.; Yu, C.; Huang, Y. Designing and Accurately Developing a [6+2] Dipolar Cycloaddition for the Synthesis of Benzodiazocines. *Org. Lett.* **2021**, *23*, 5430–5434.
2. Wang, T.; Chen, X.; Li, P. One-pot Divergent Synthesis of Benzoxazines and Dihydroquinolines from Morita-Baylis-Hillman Alcohols. *Eur. J. Org. Chem.* **2022**. e202200767(5 of 5).
3. Li, Q.; Jia, Z.; Chen, L.; Zhnag, X.; Leng, H.; Zeng, R.; Liu, Y.; Zou, W.; Li, J. Construction of a Benzo[b]azepine Skeleton through Decarboxylative Ylide [6+1] Annulations with Modified Vinyl Benzoxazinones. *Org. Lett.* **2021**, *23*, 814–818.
4. Yu, W.; Tung, C.; Xu, Z. Synthesis of Benzofurans from Sulfur Ylides and ortho-Hydroxy-Functionalized Alkynes. *Adv. Synth. Catal.* **2022**, 364–374.
5. Yu, S.; Xiong, M.; Xie, X.; Liu, Y. Insertion of Nitriles into Zirconocene 1-aza-1,3-diene Complexes: Chemoselective Synthesis of N-H and N-Substituted Pyrroles. *Angew. Chem. Int. Ed.* **2014**, *53*, 11596-11599.
6. Chu, J. C. K.; Dalton, D. M.; Rovis T. Zn-Catalyzed Enantio- and Diastereoselective Formal [4 + 2] Cycloaddition Involving Two Electron-Deficient Partners: Asymmetric Synthesis of Piperidines from 1-Azadienes and Nitro-Alkenes. *J. Am. Chem. Soc.* **2015**, *137*, 4445-4452.

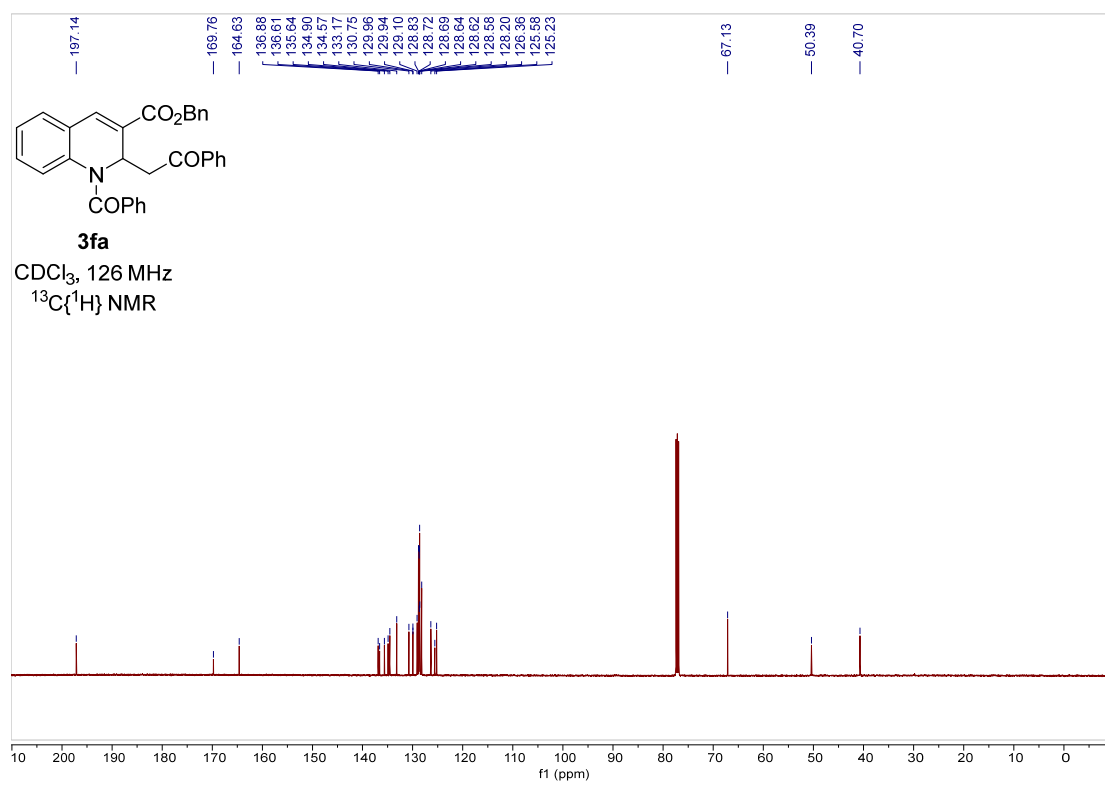
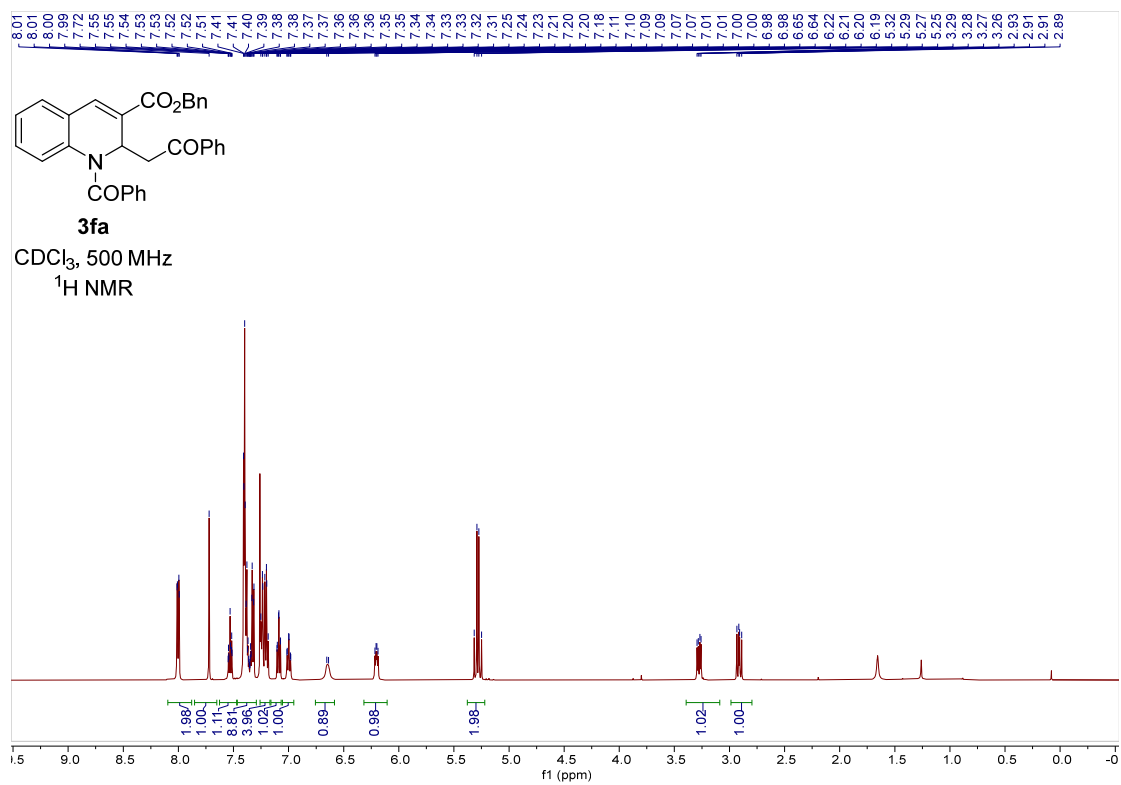
NMR spectra of compounds 3

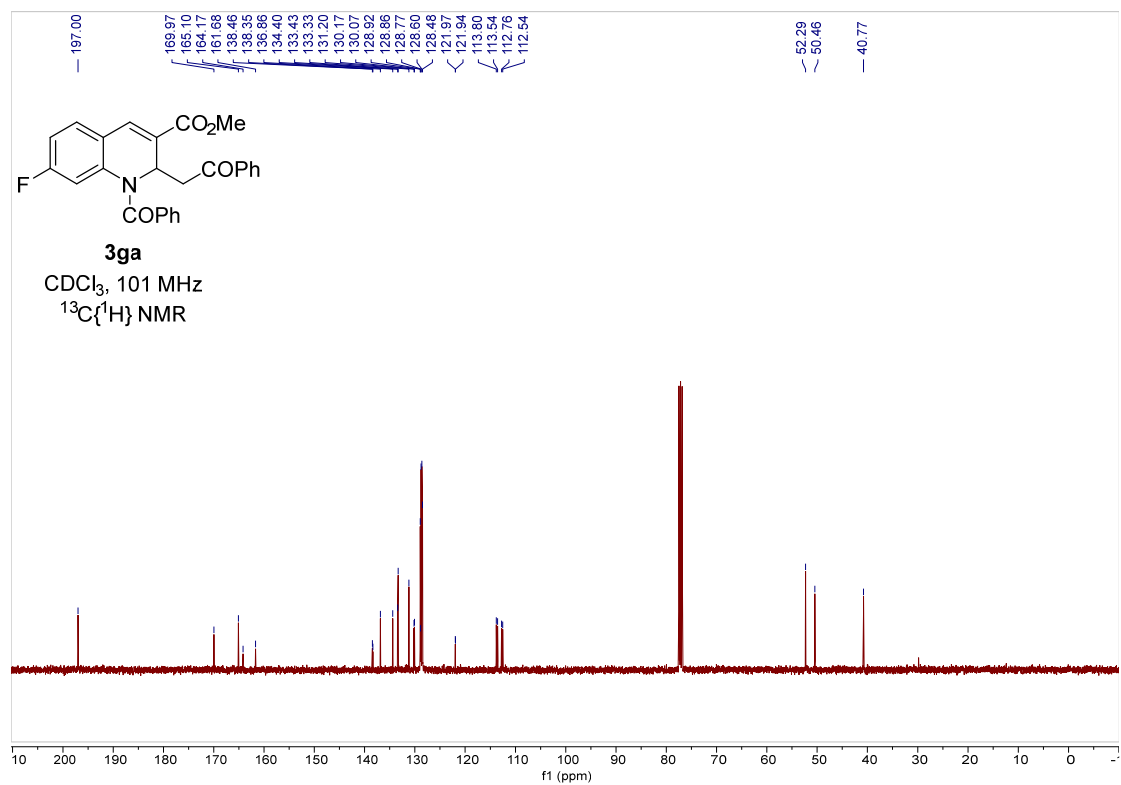
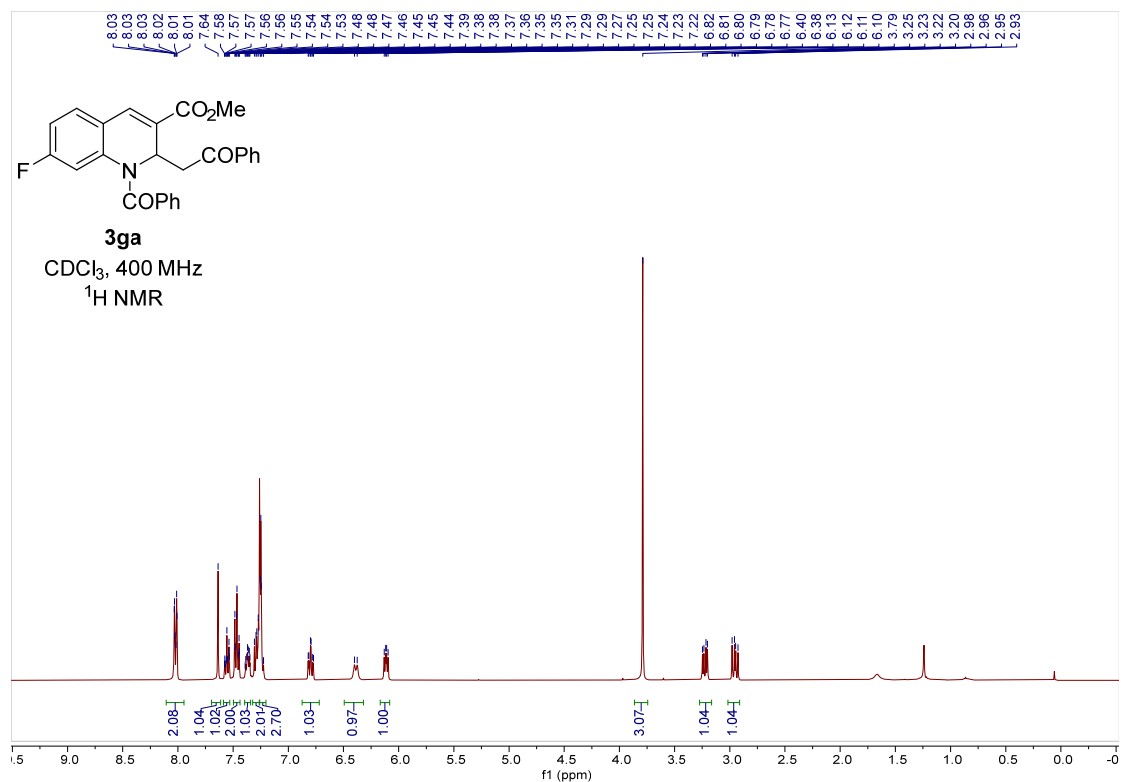


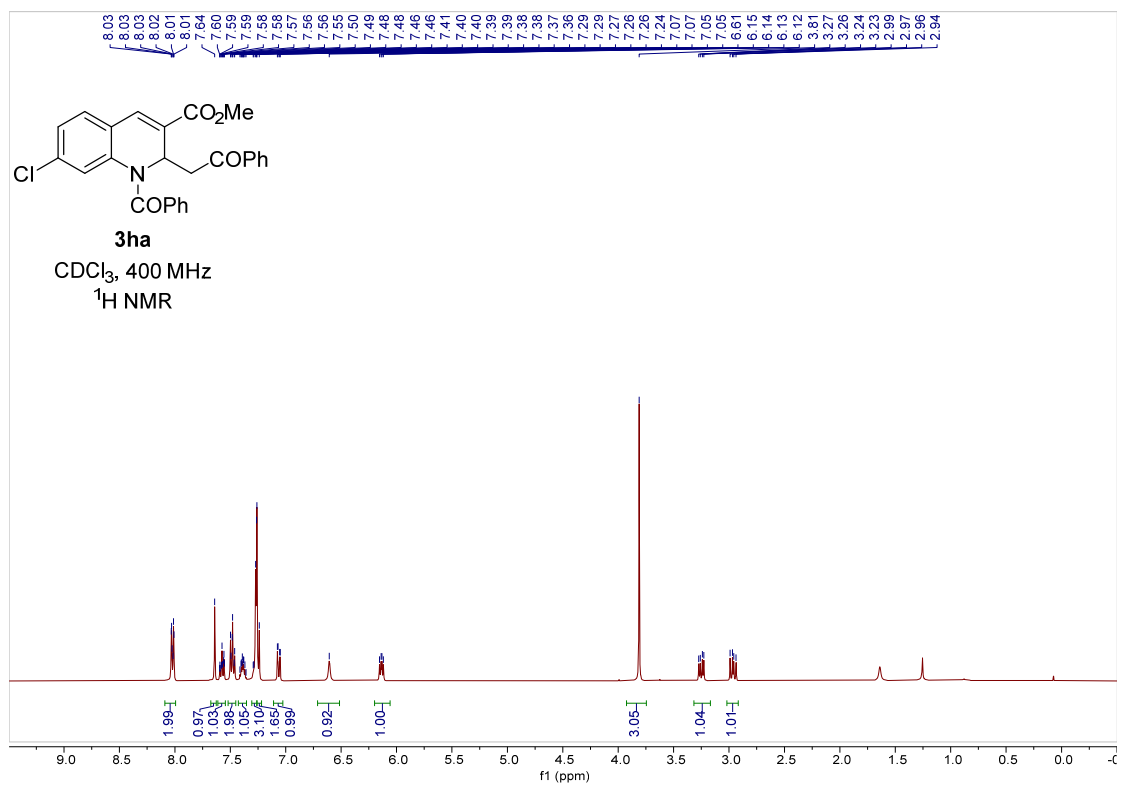
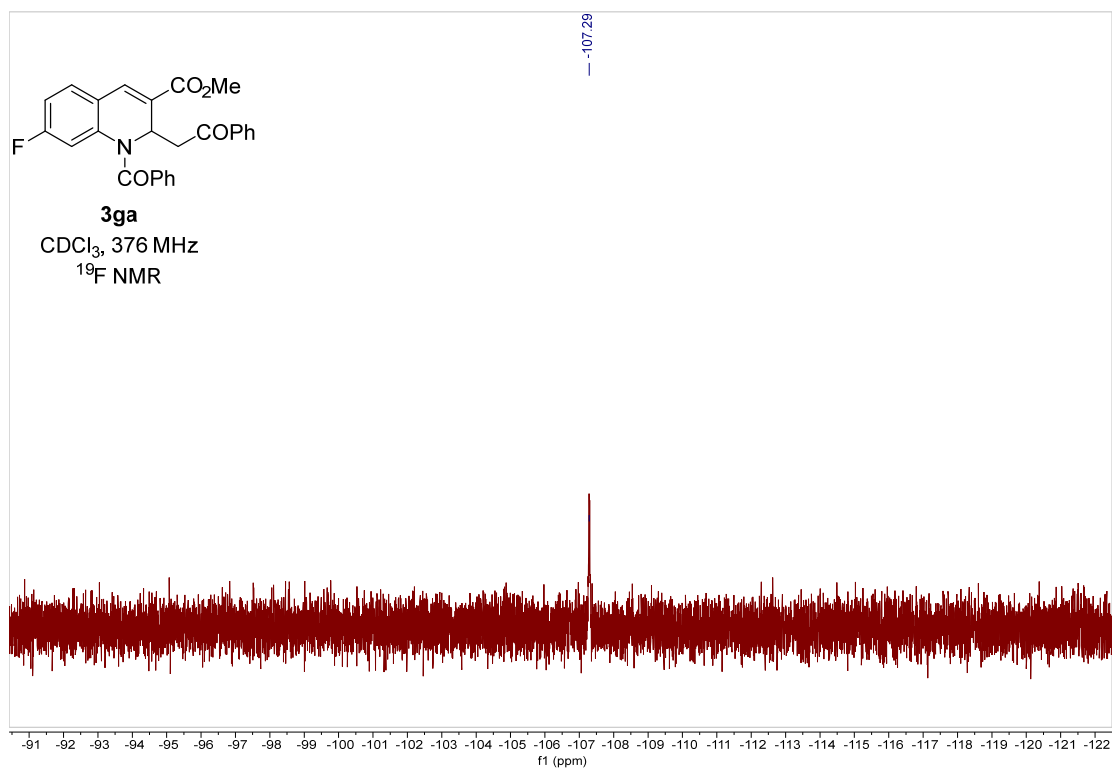


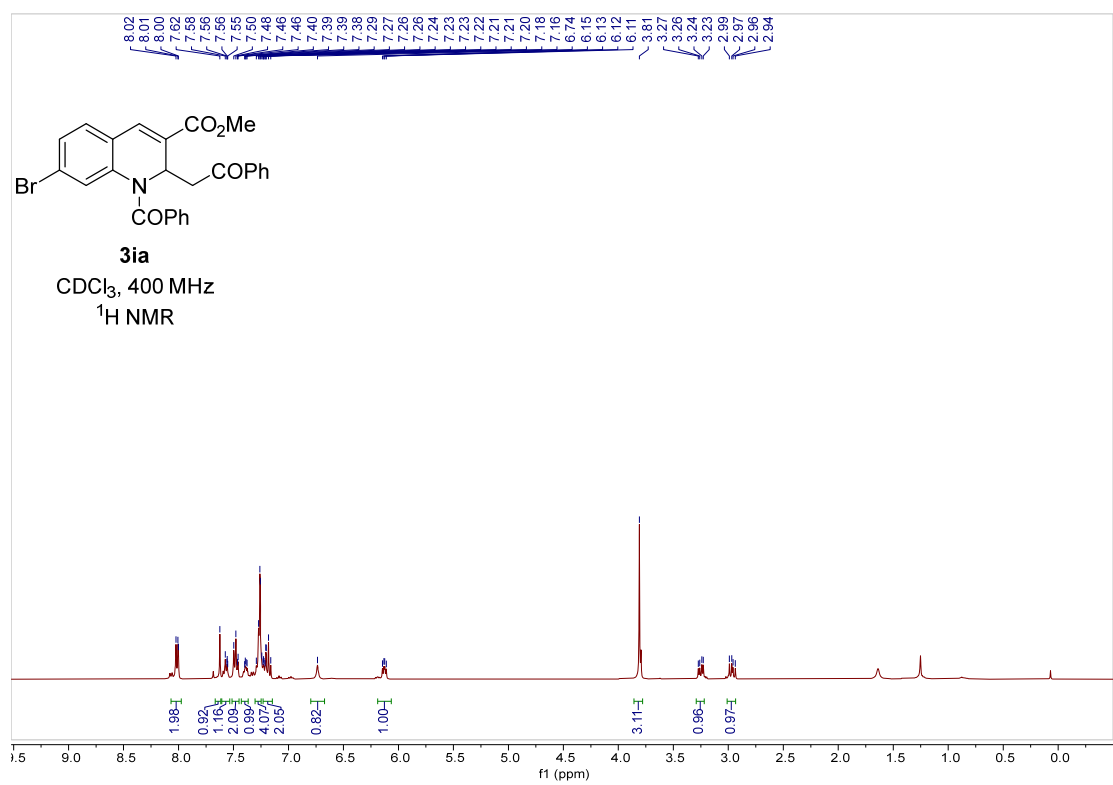
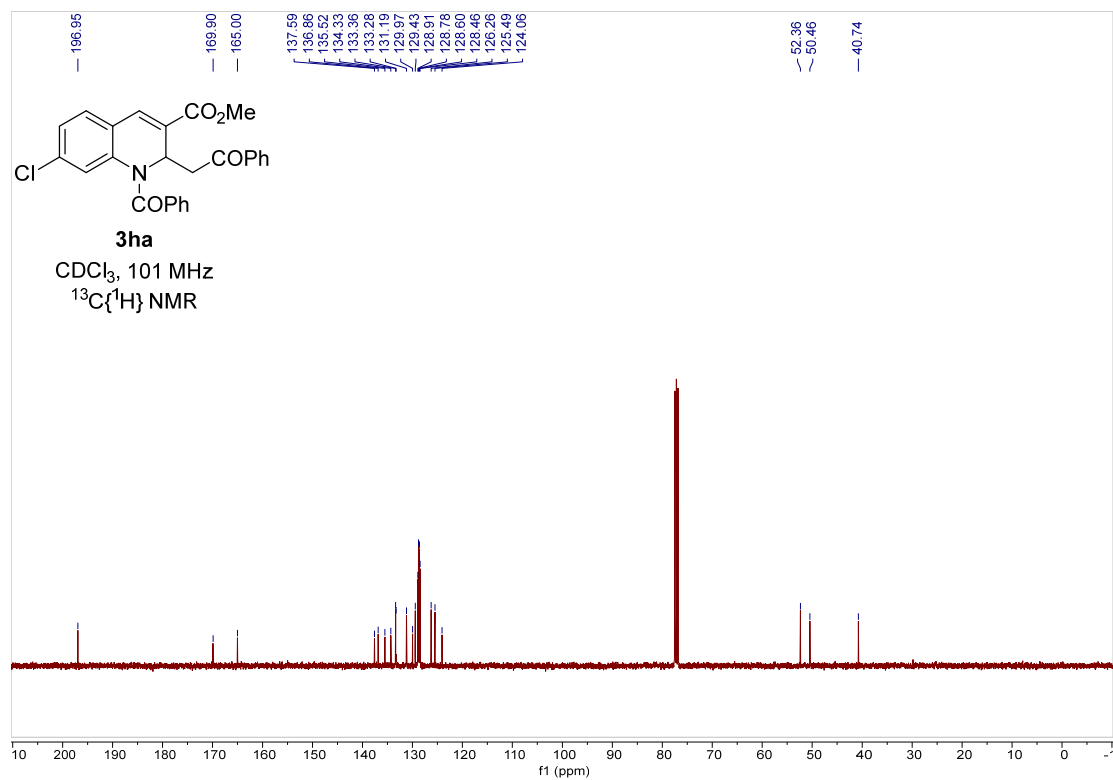


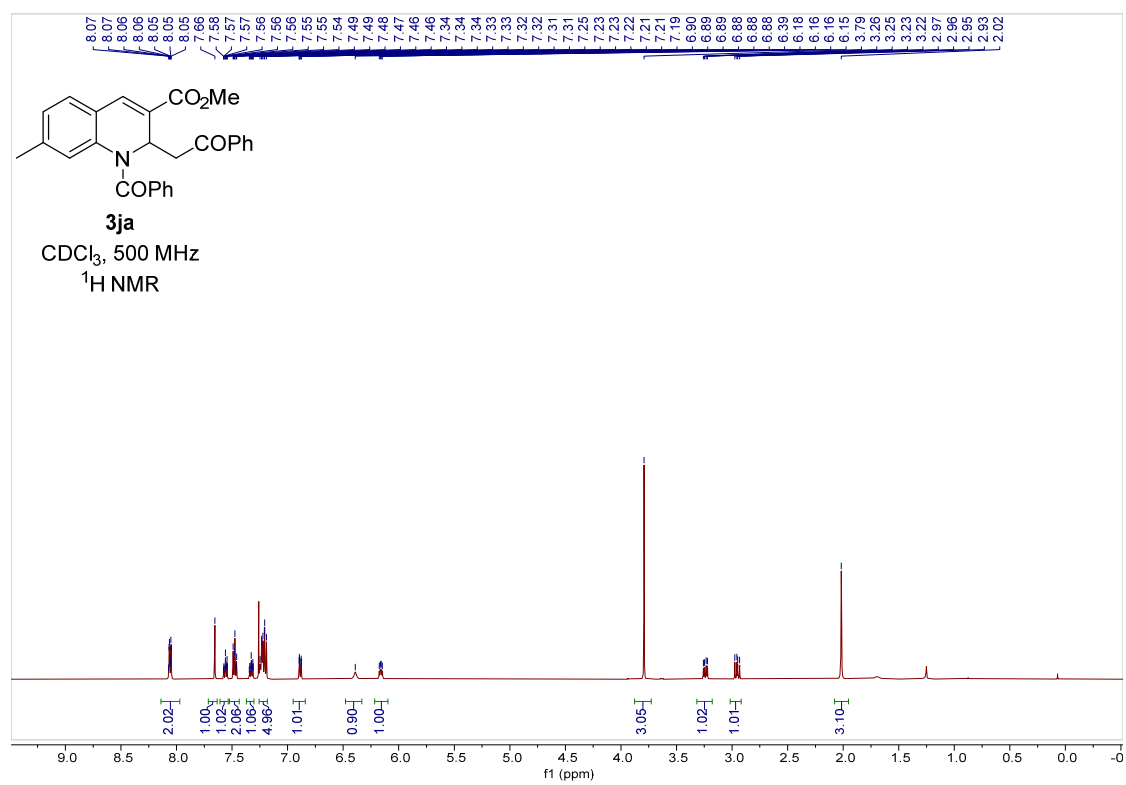
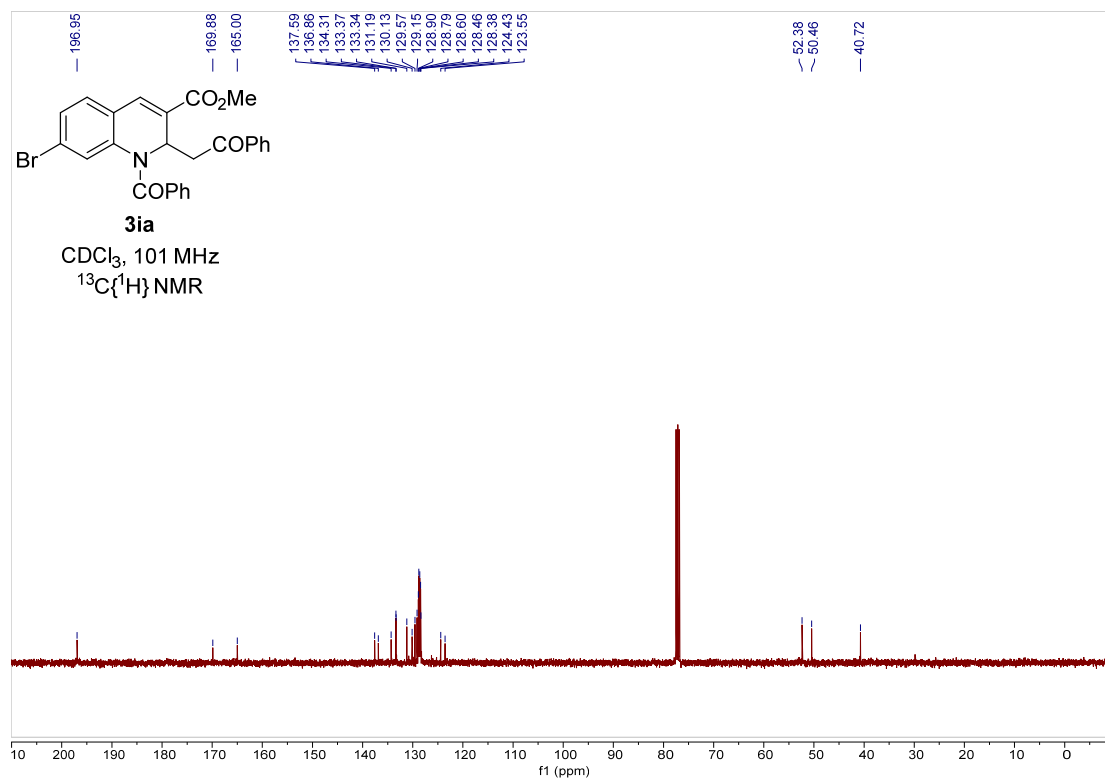


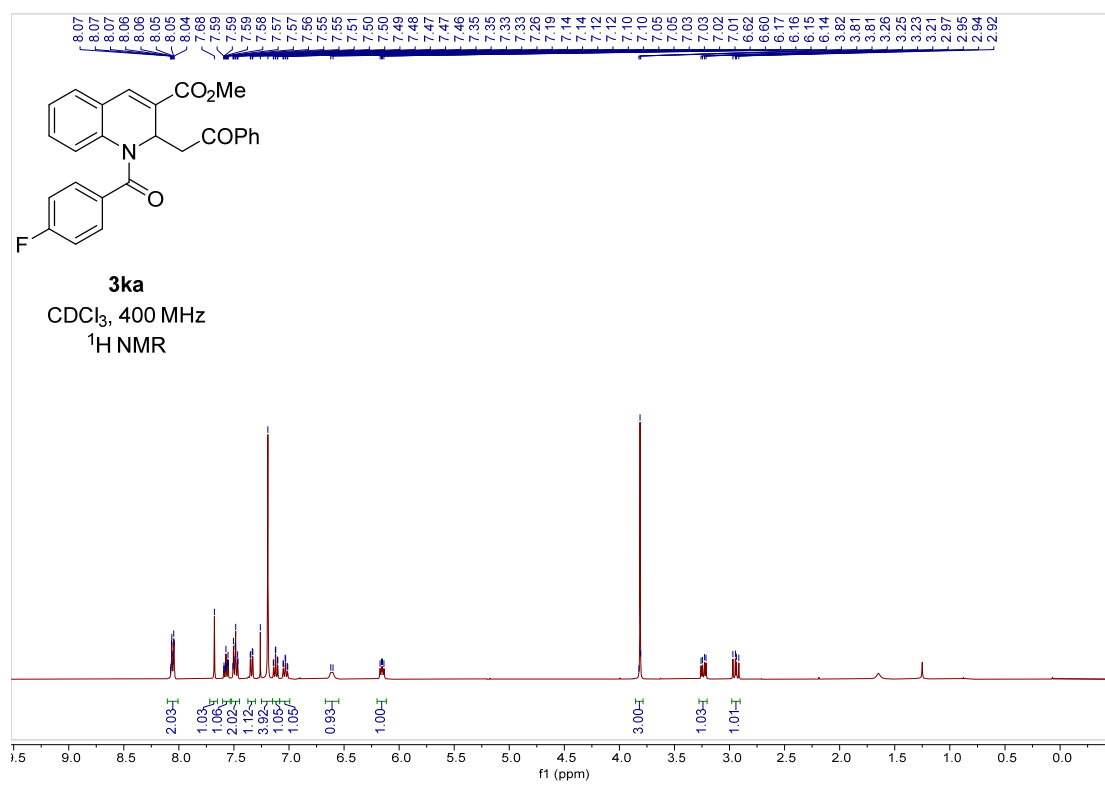
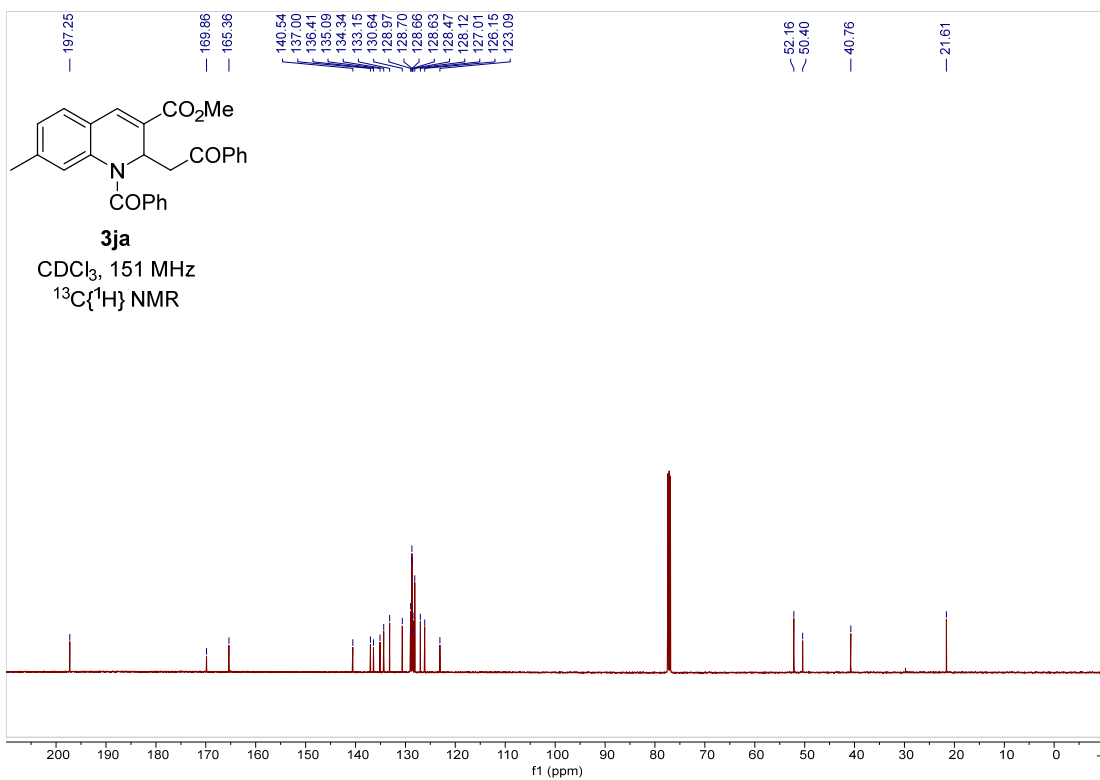


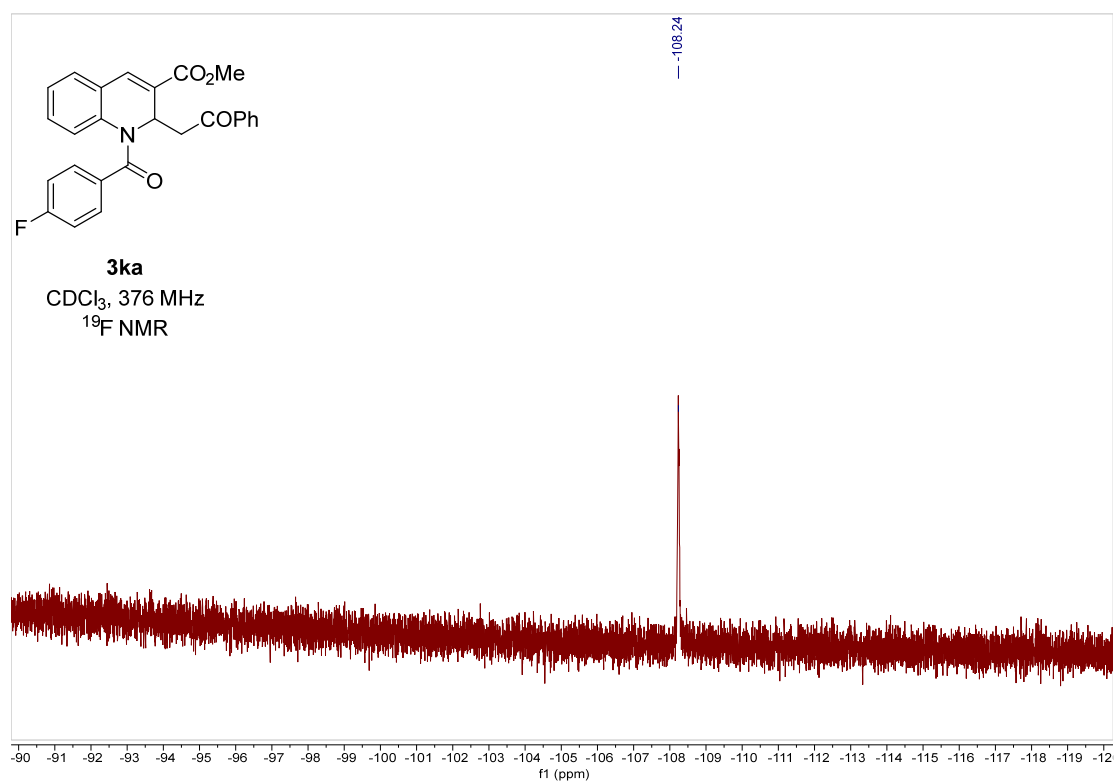
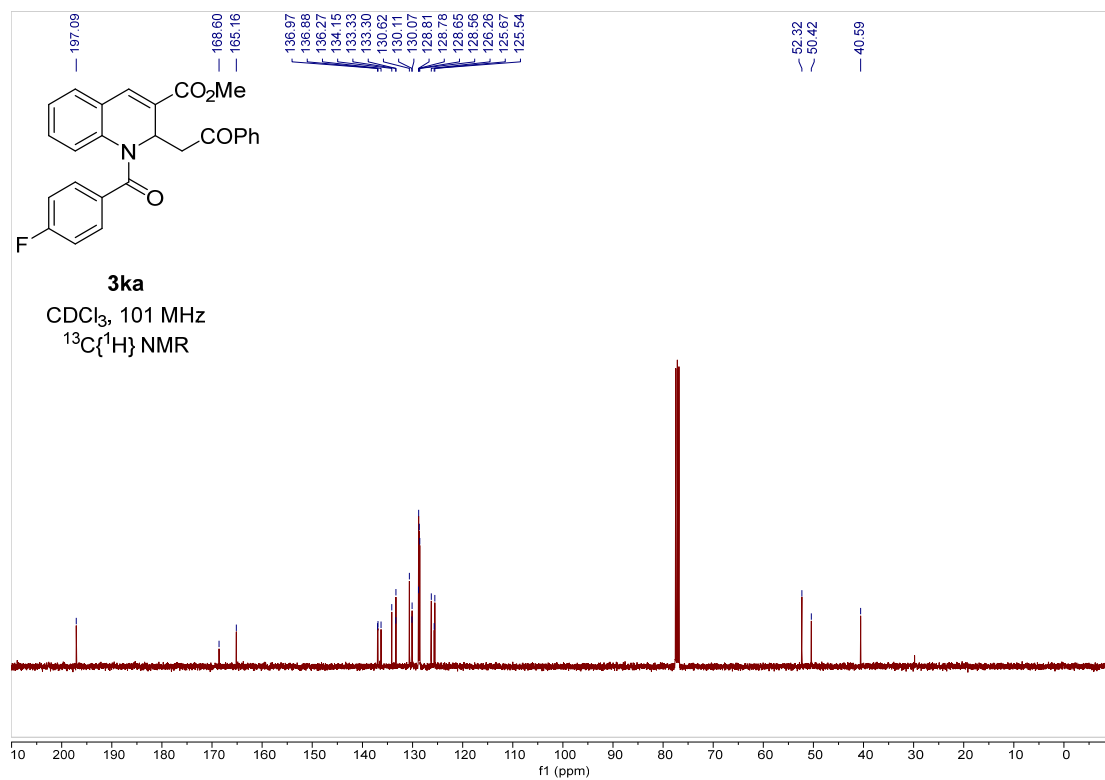


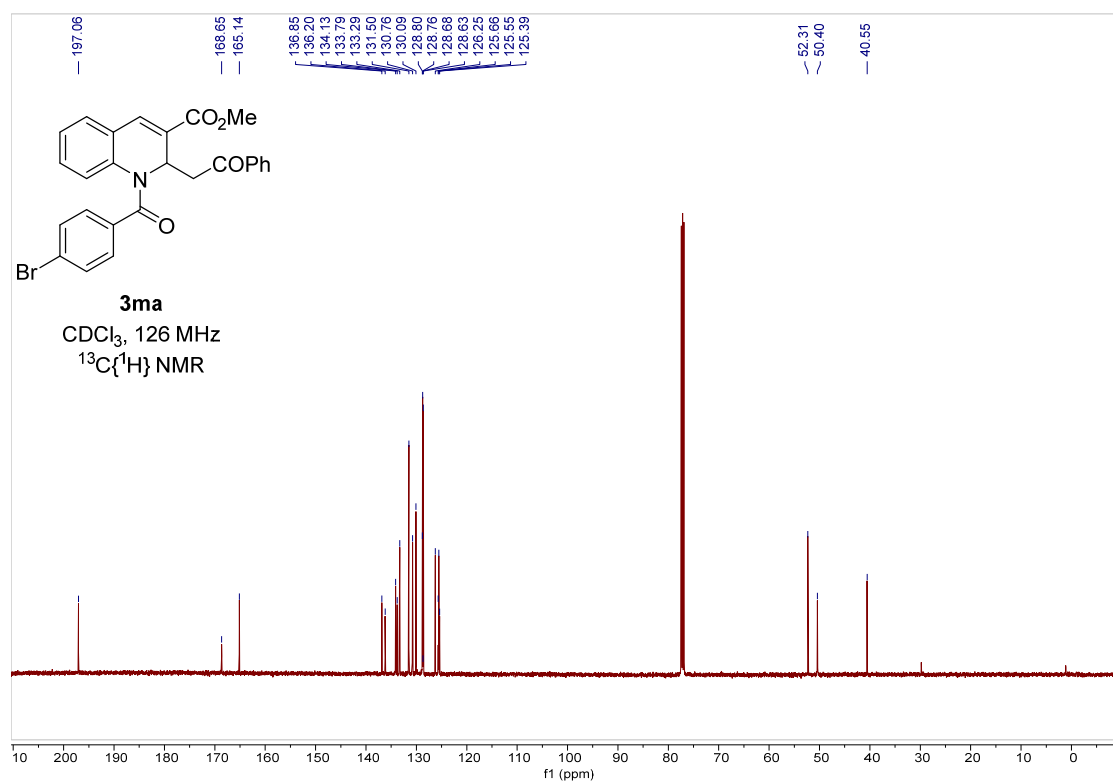
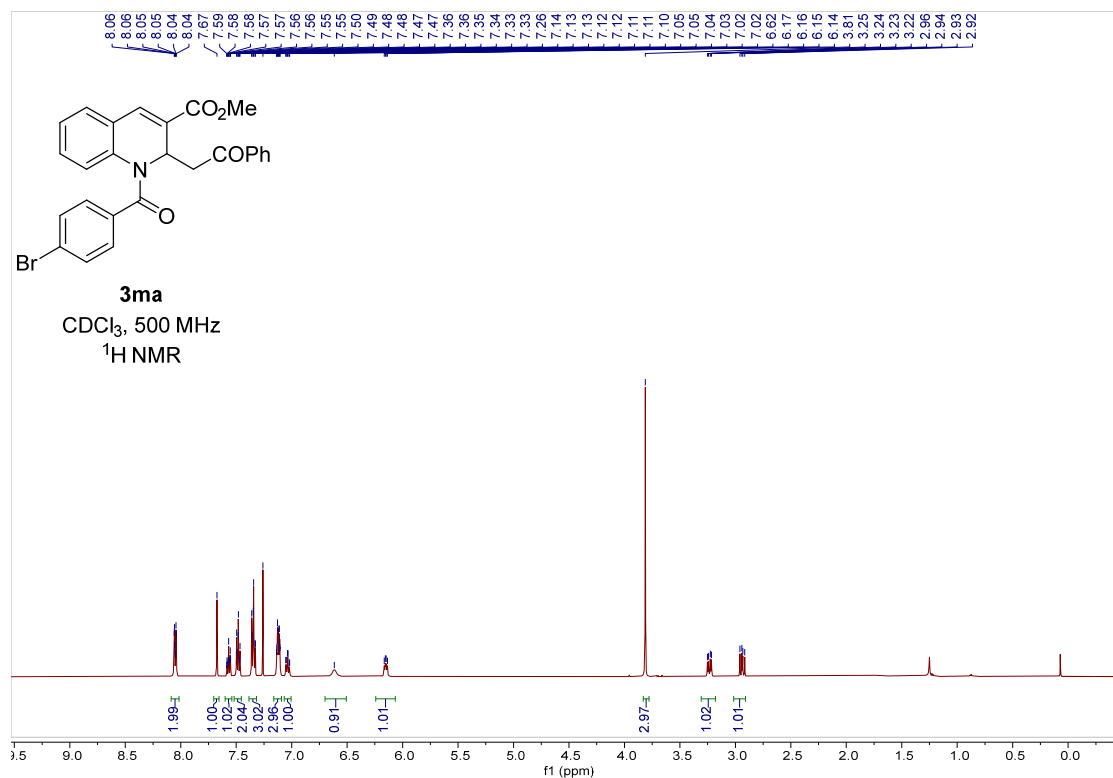


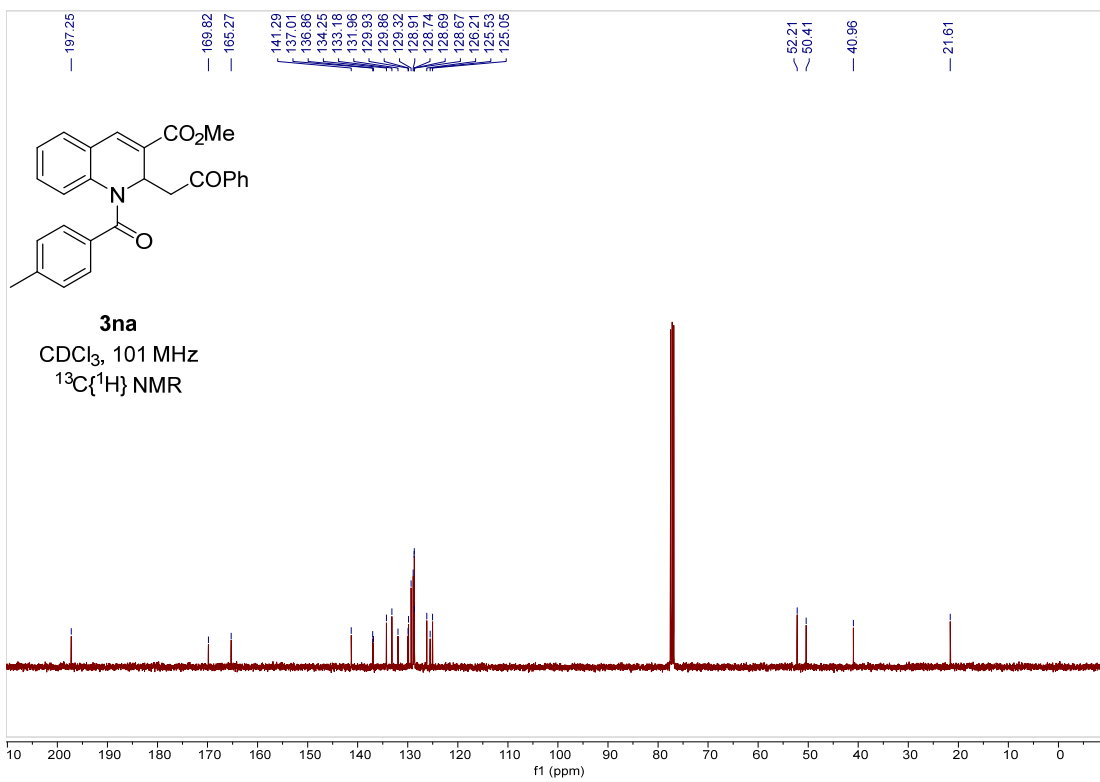
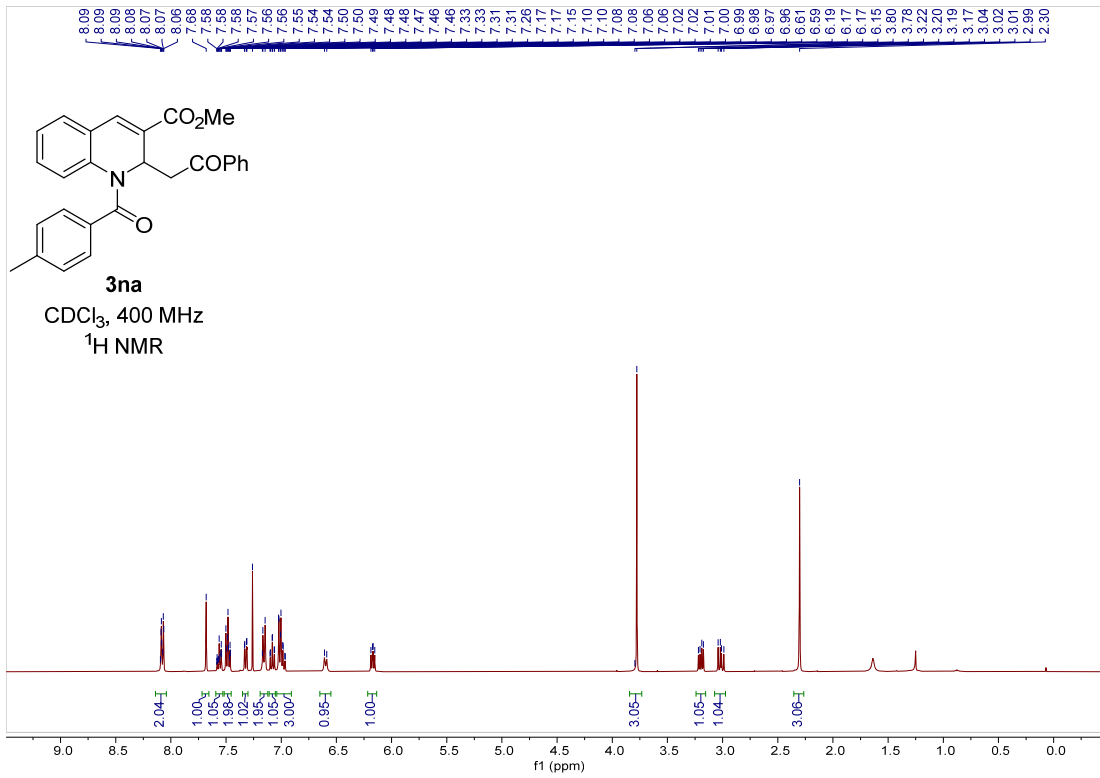


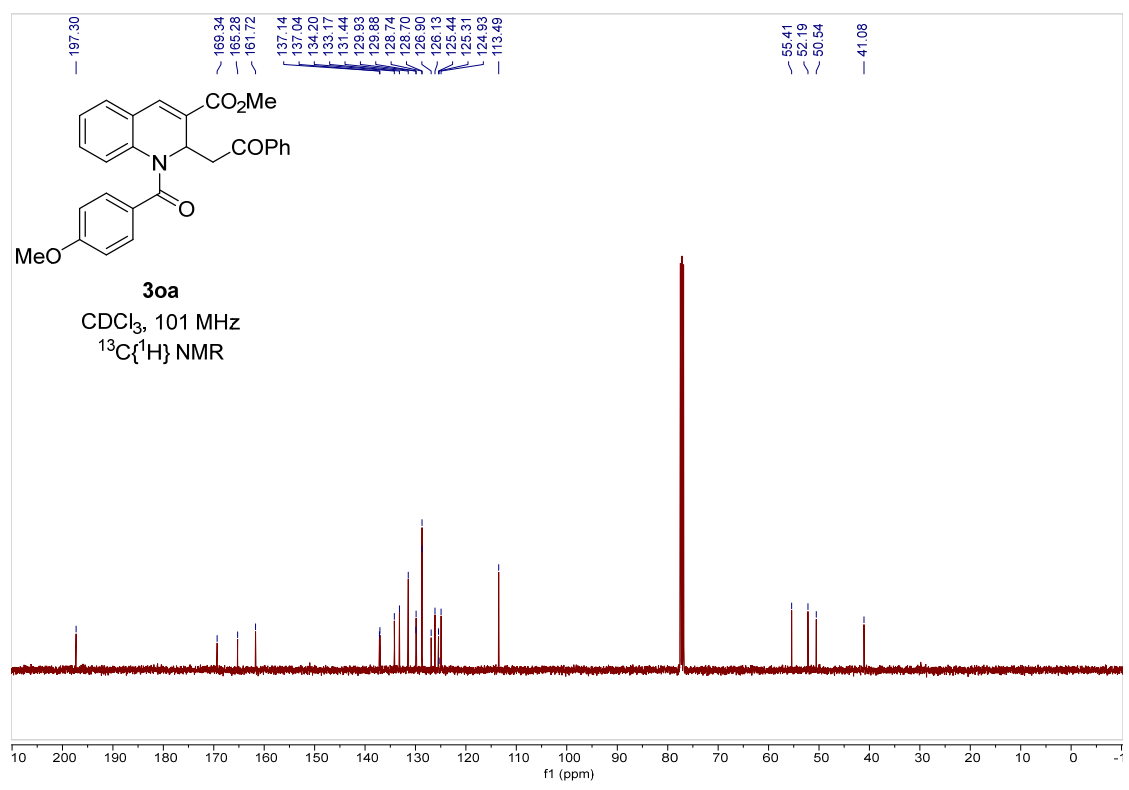
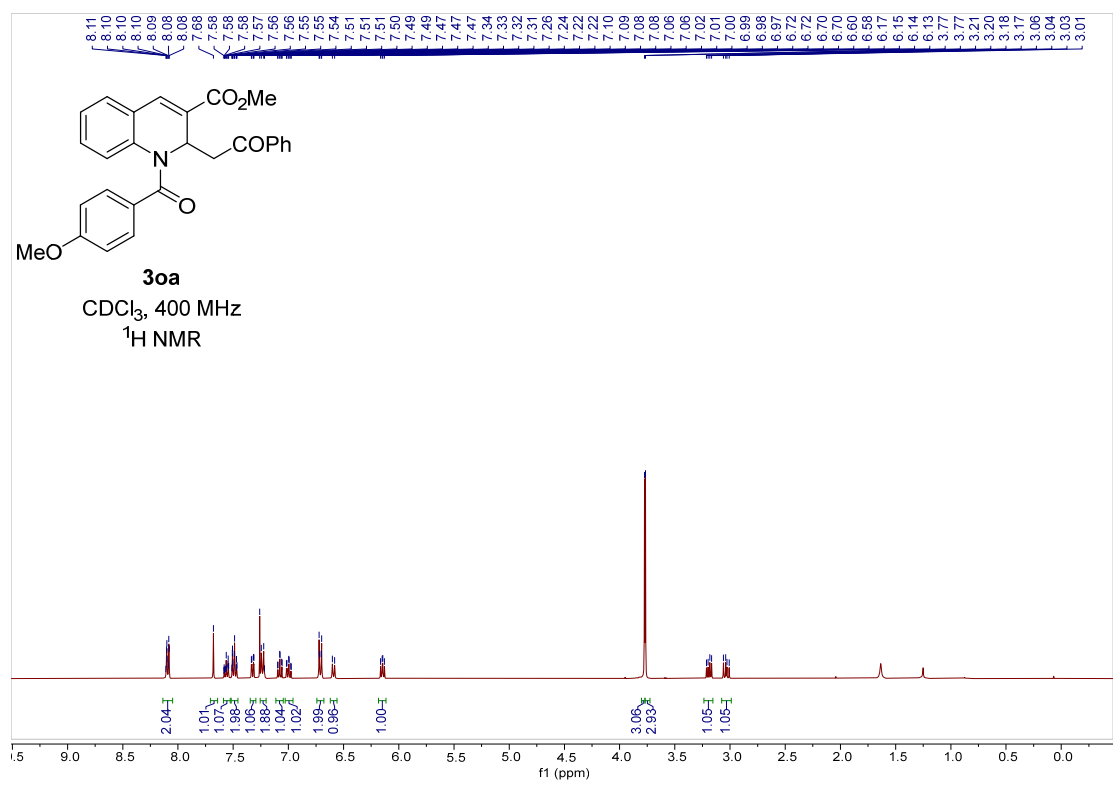


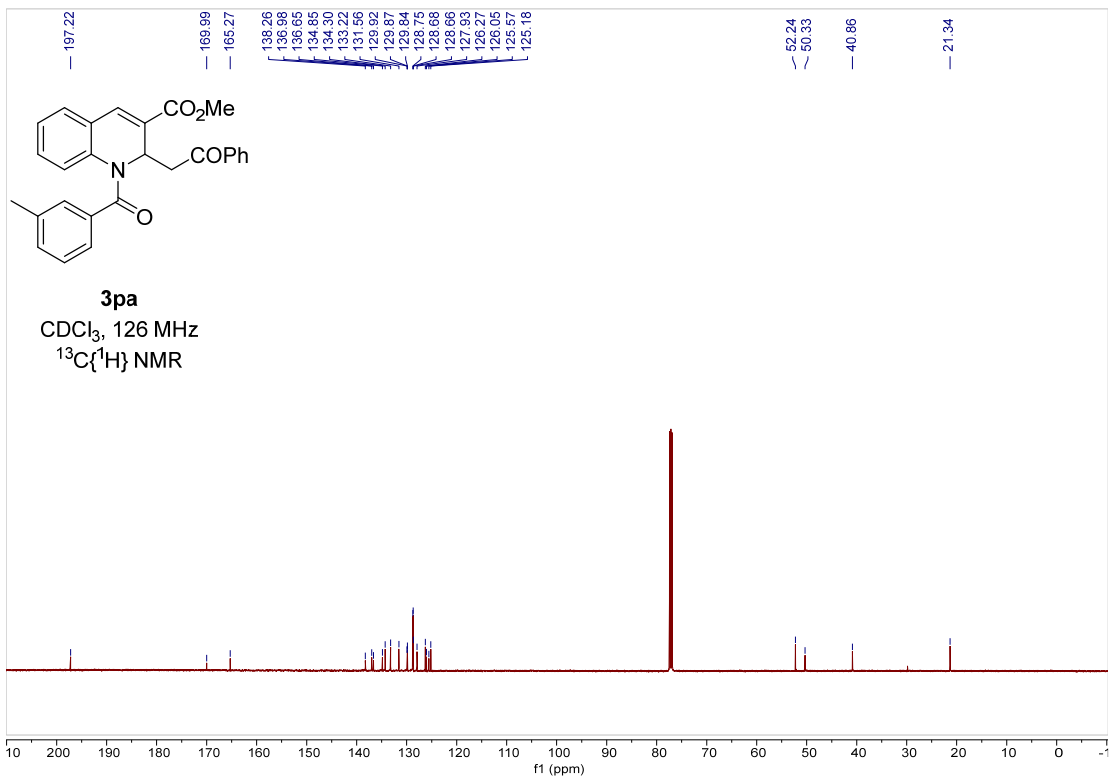
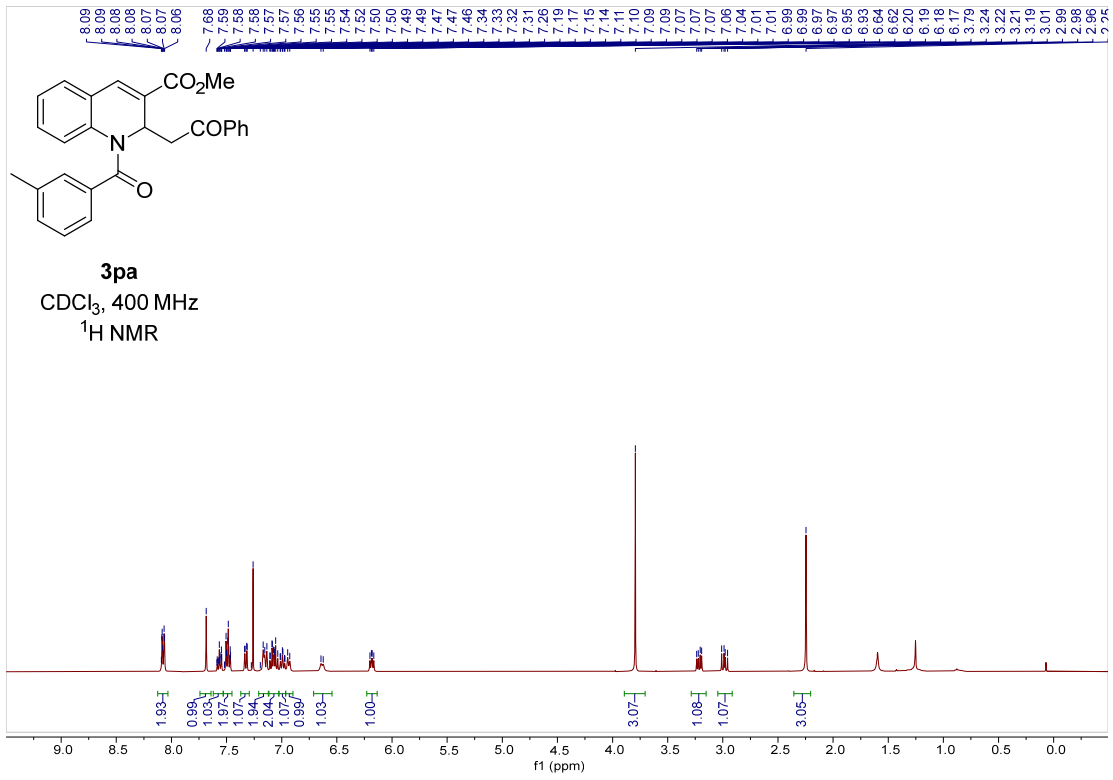


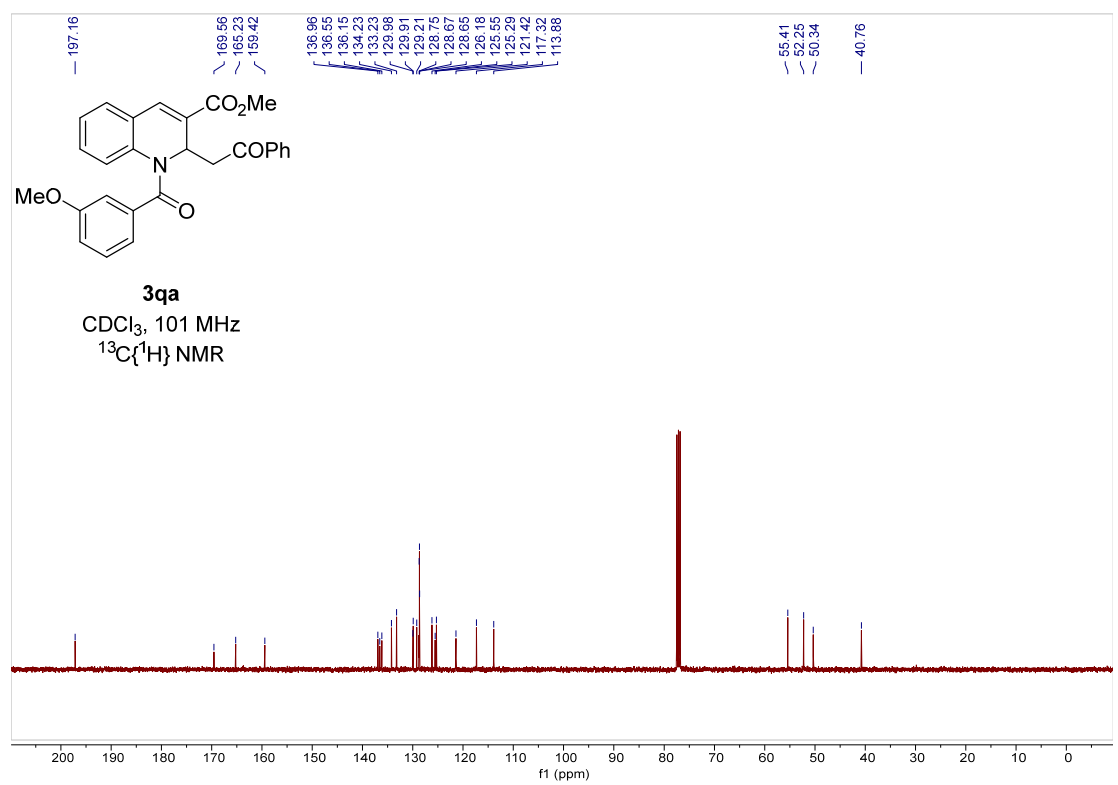
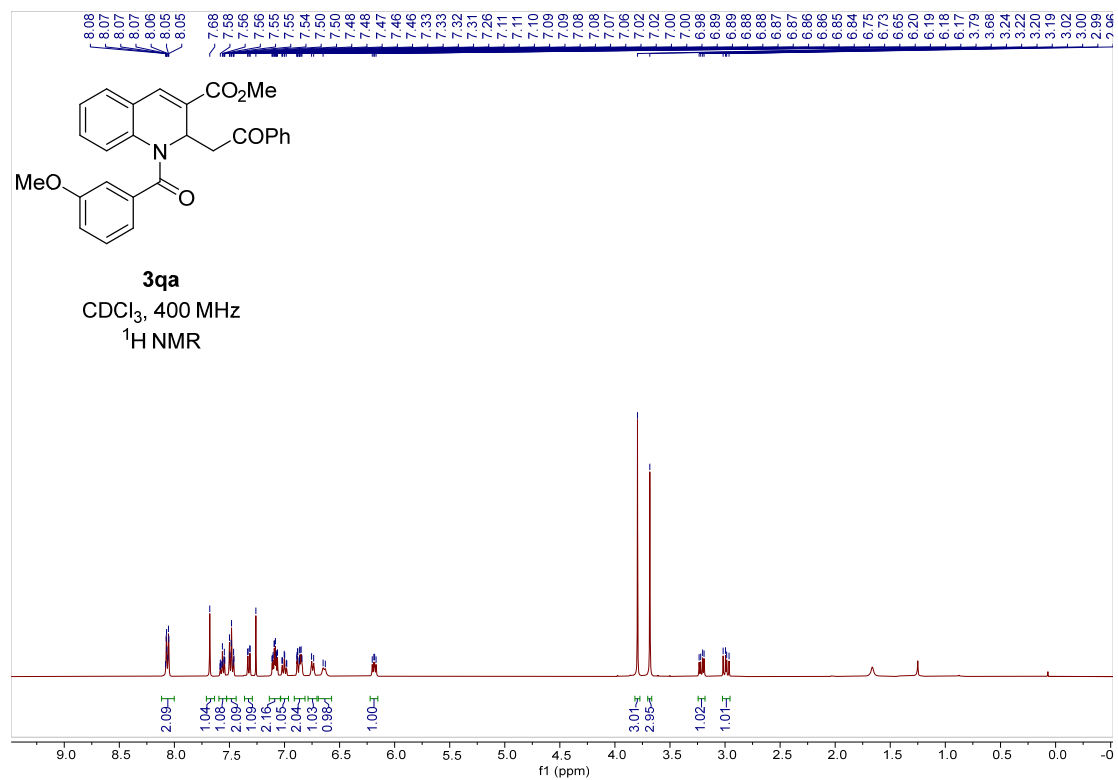


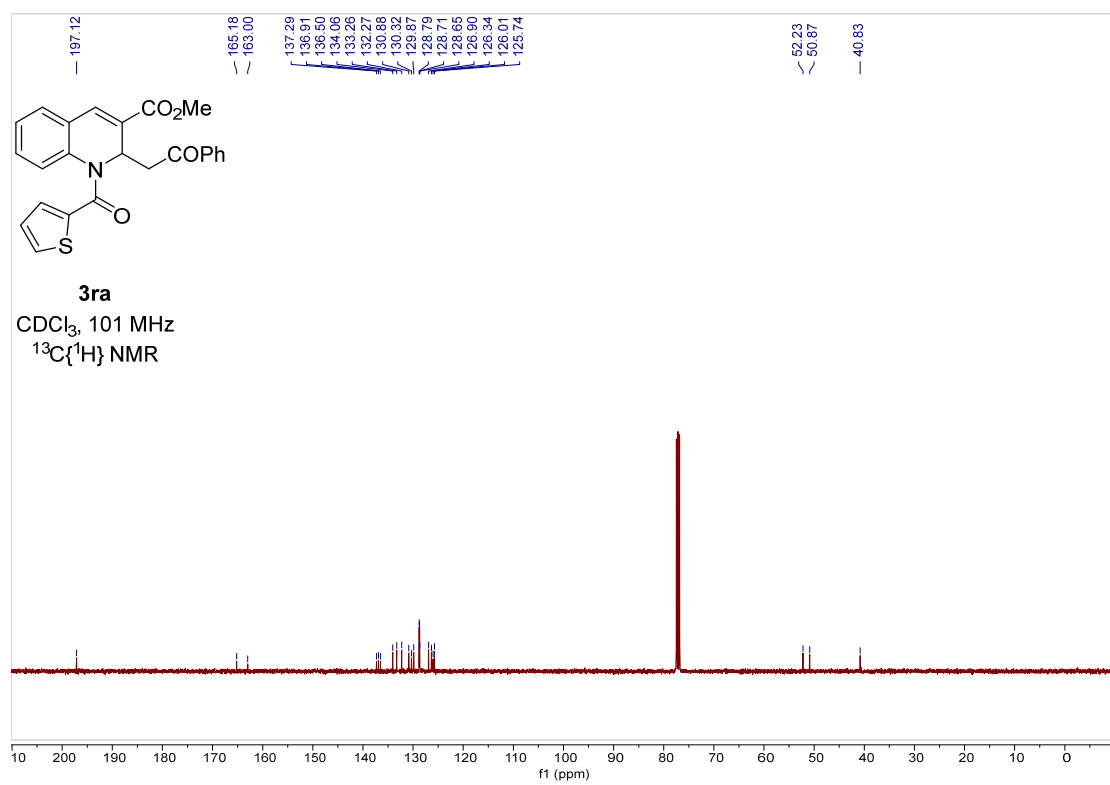
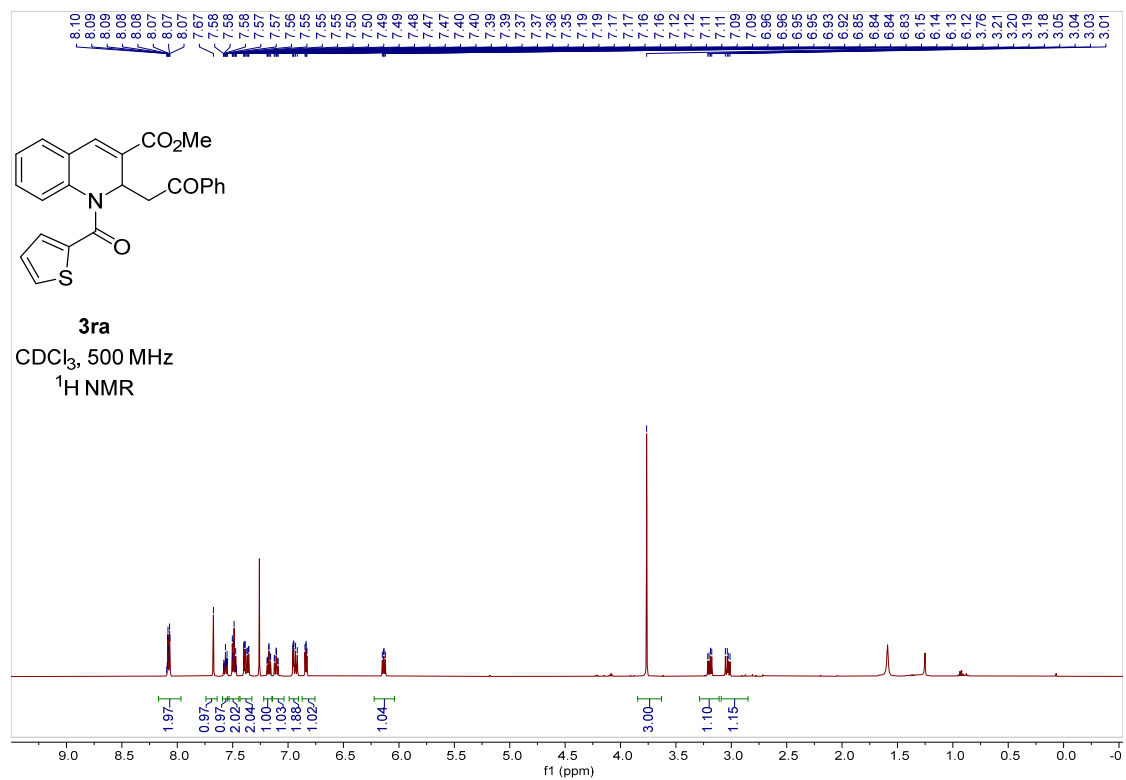


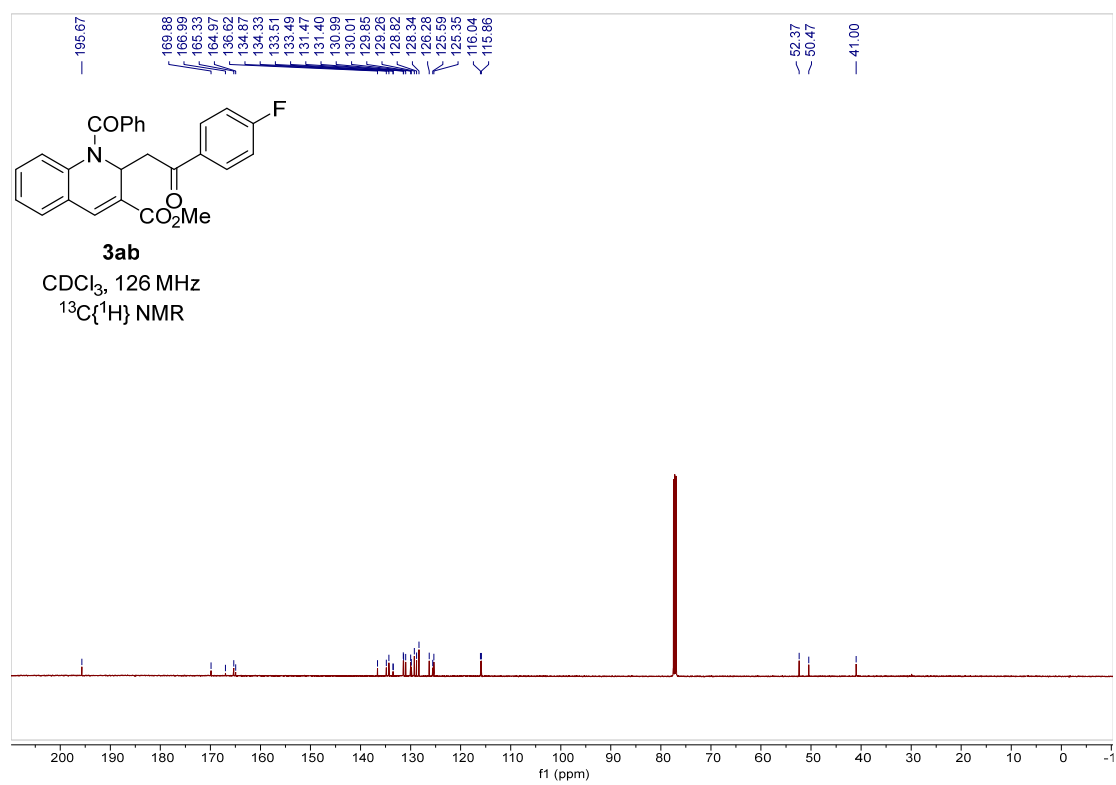
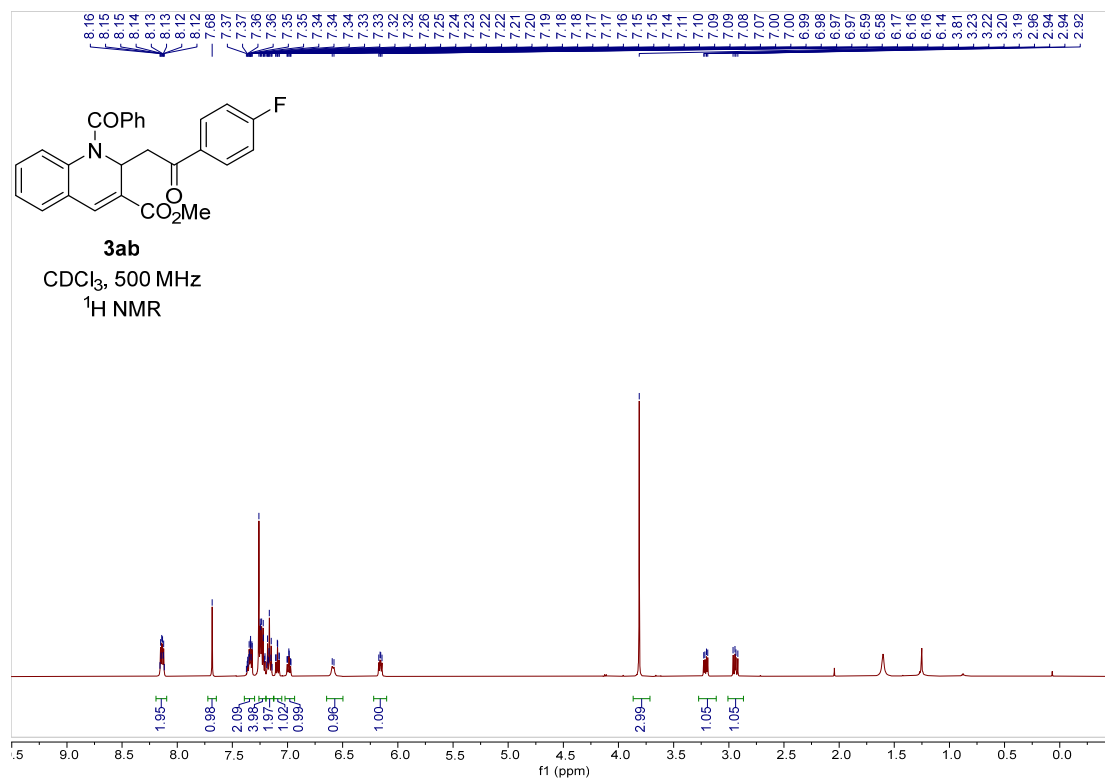


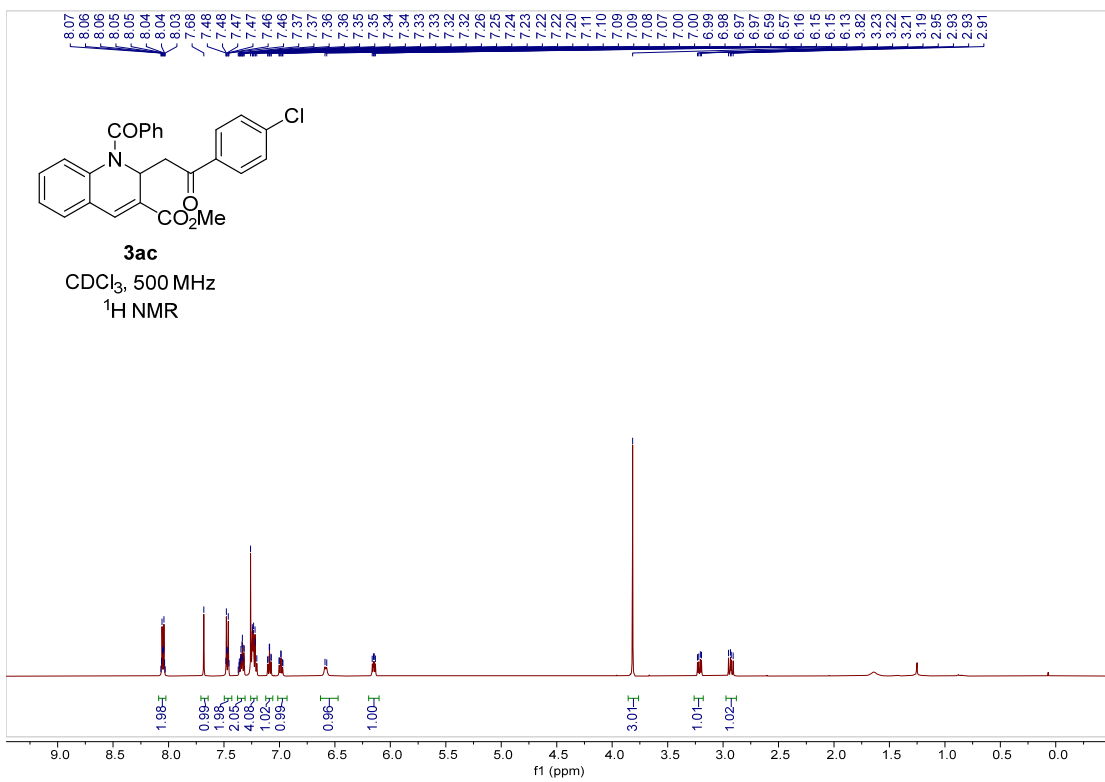
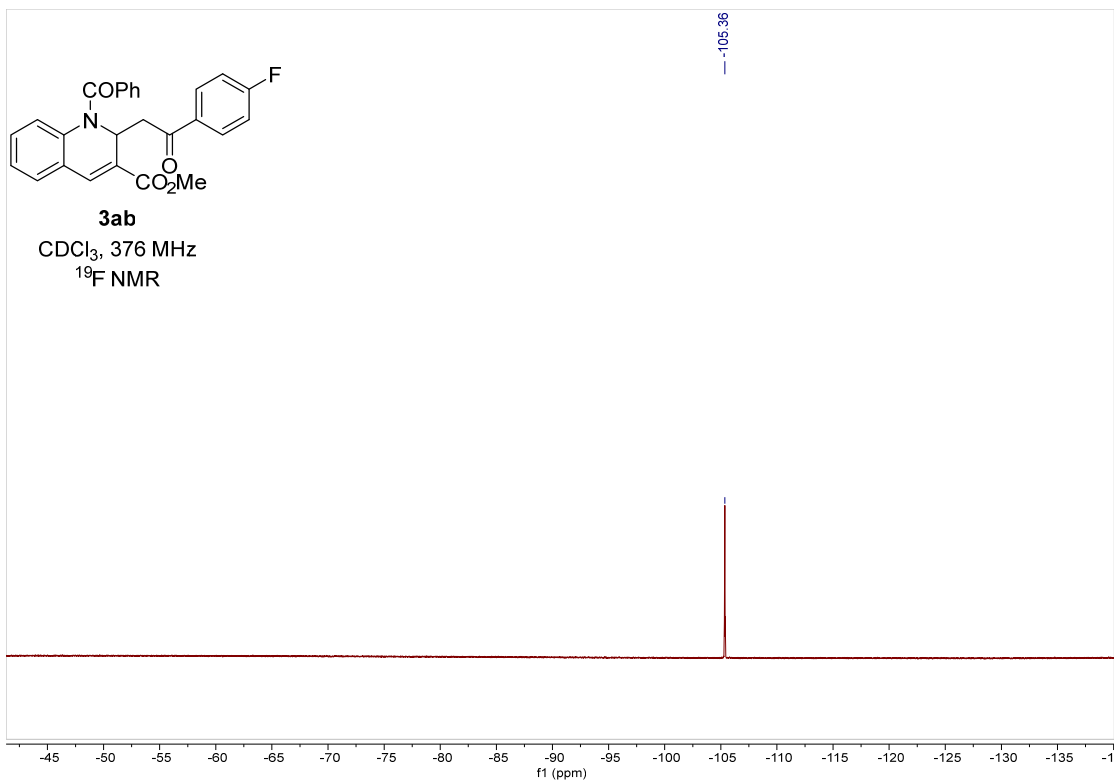


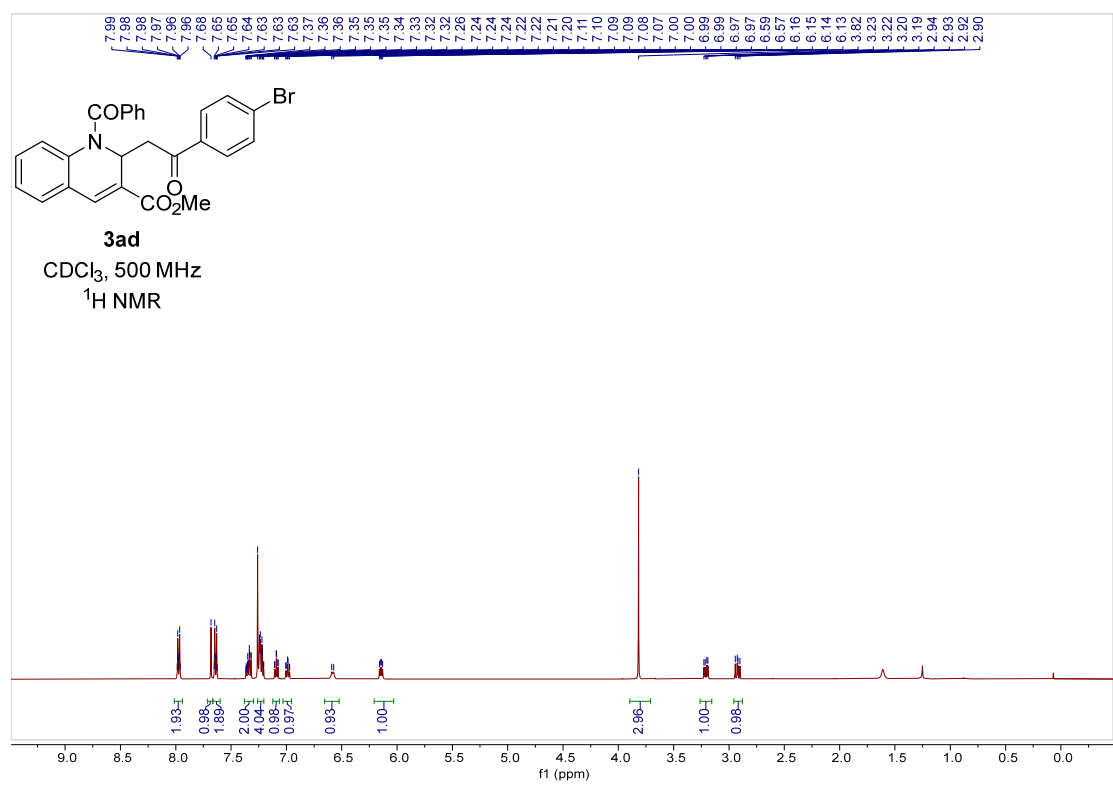
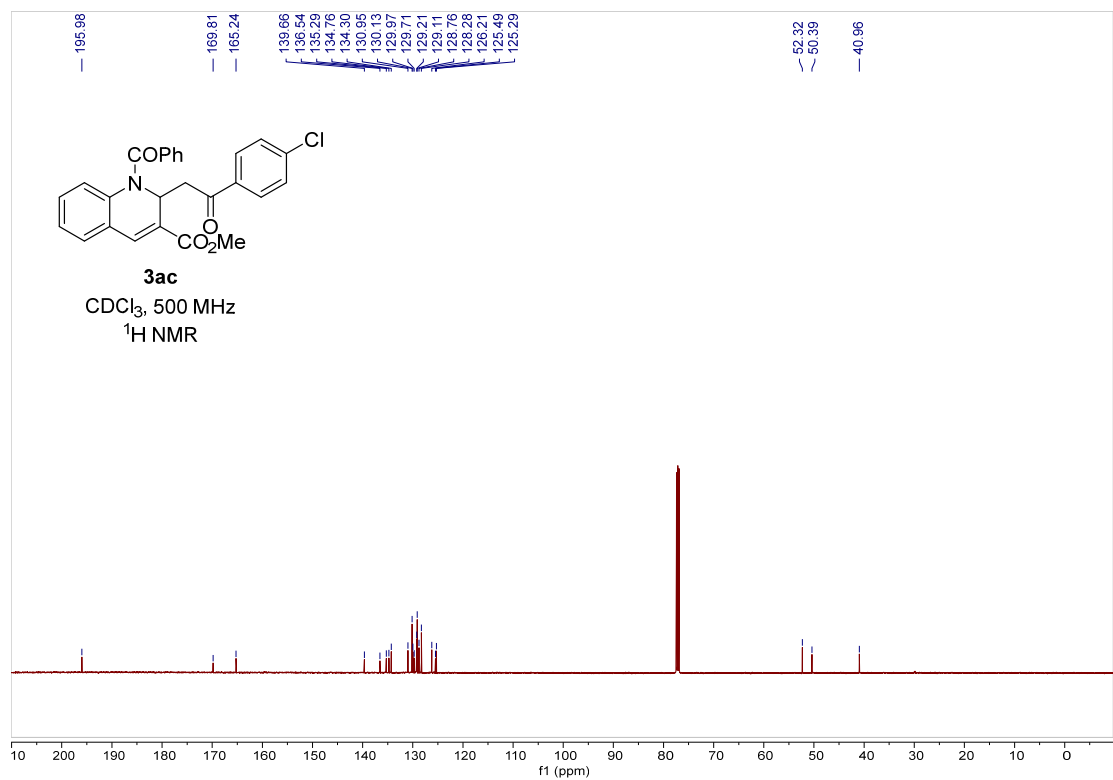


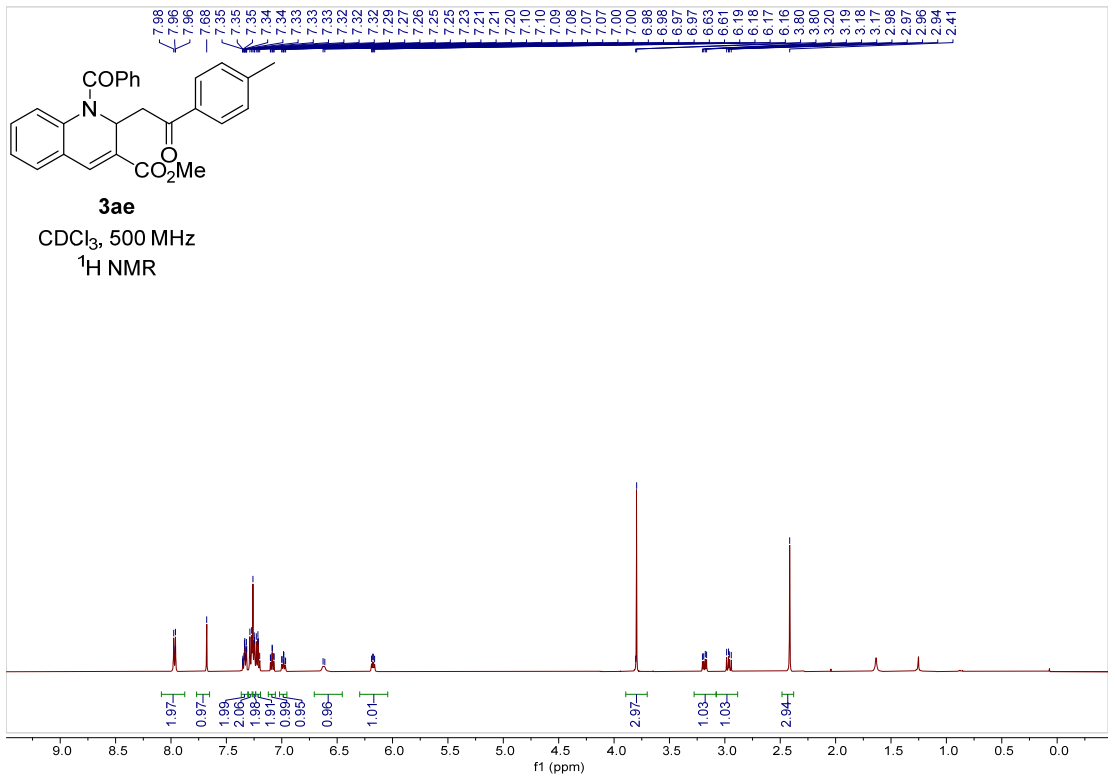
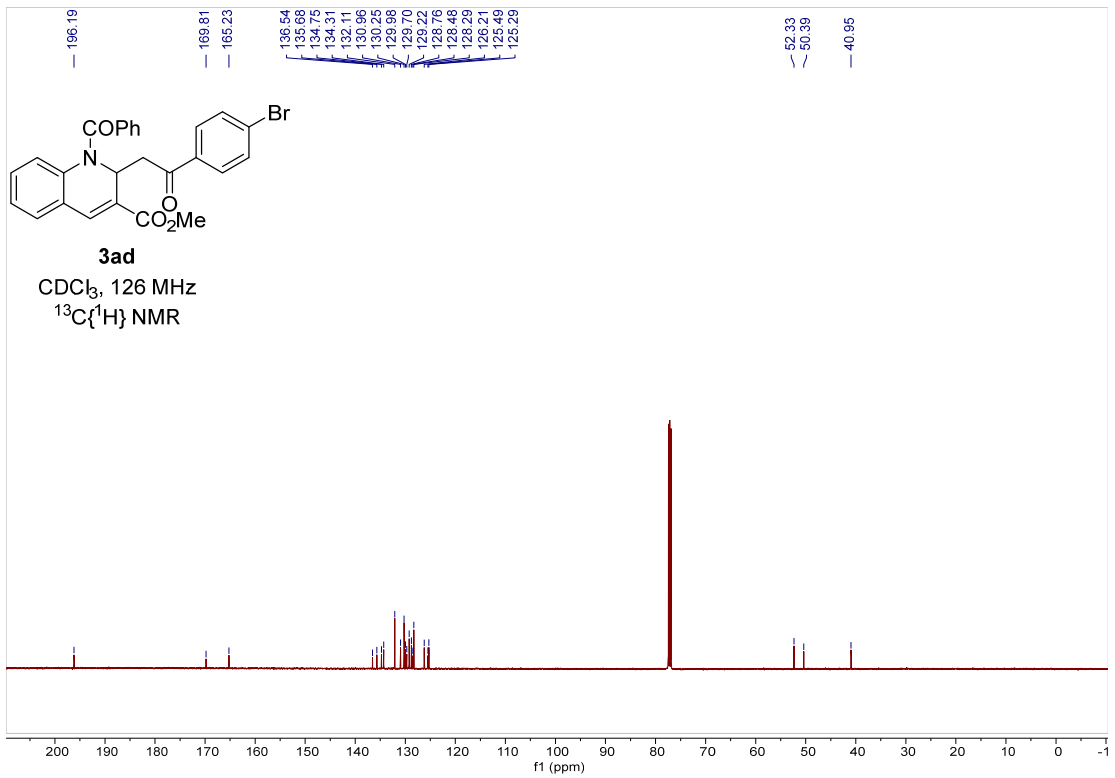


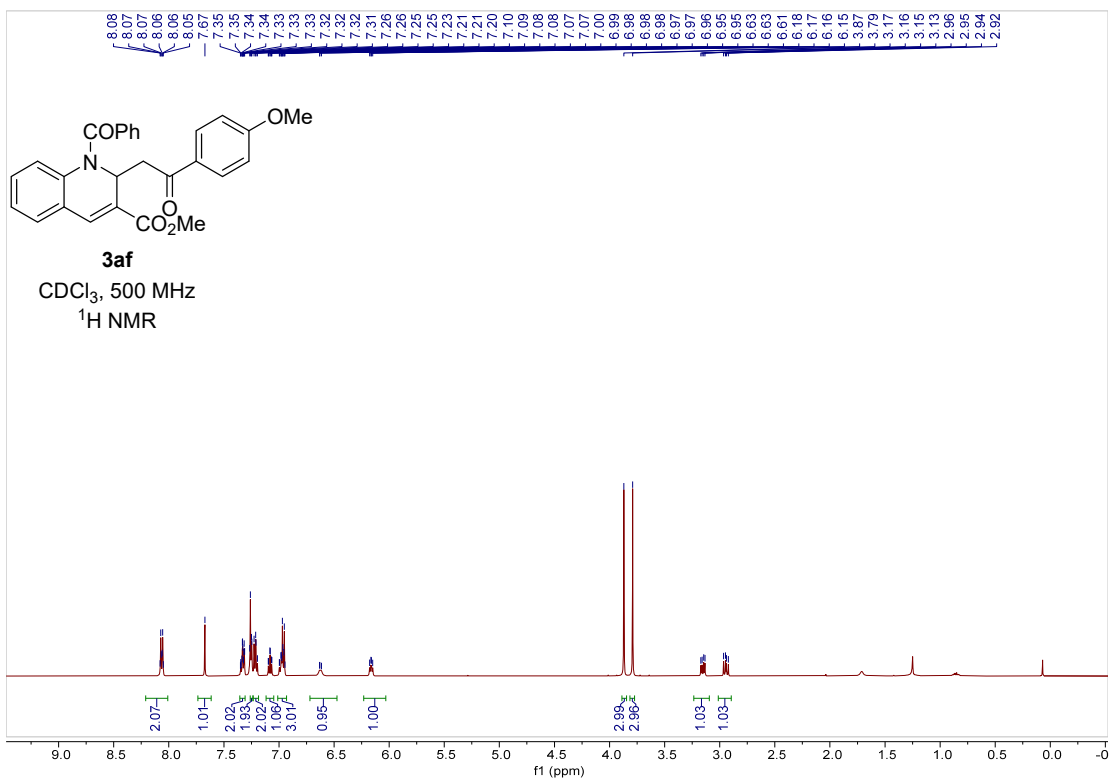
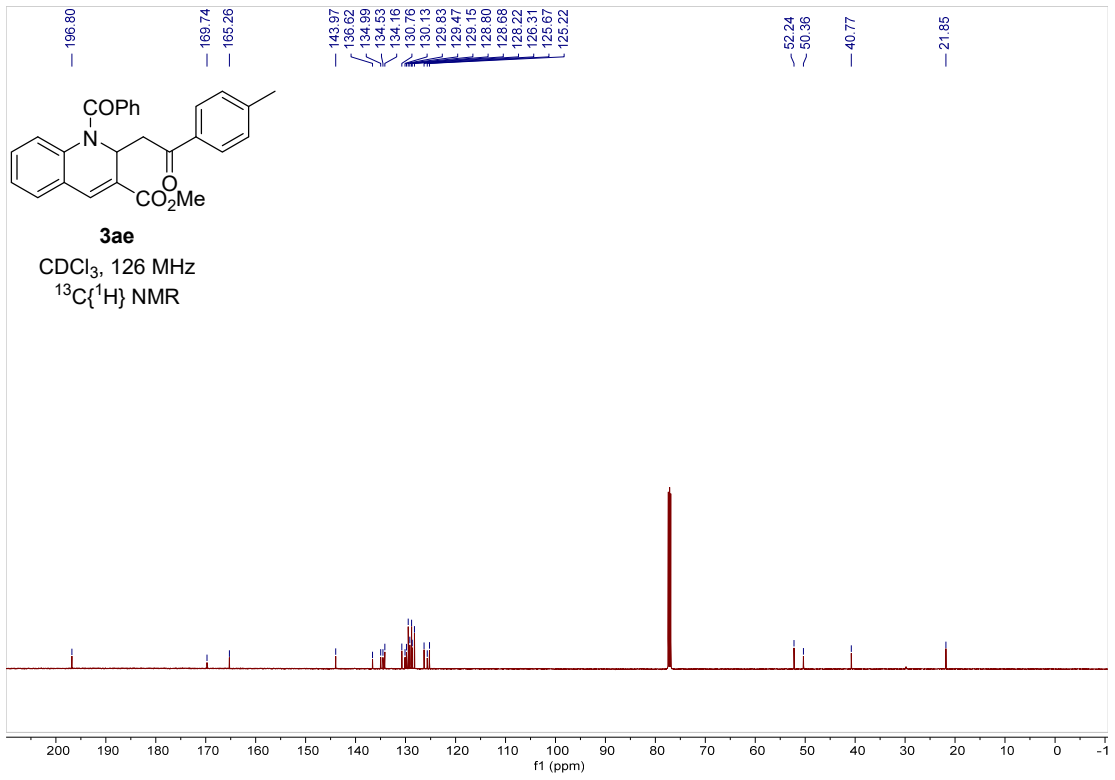


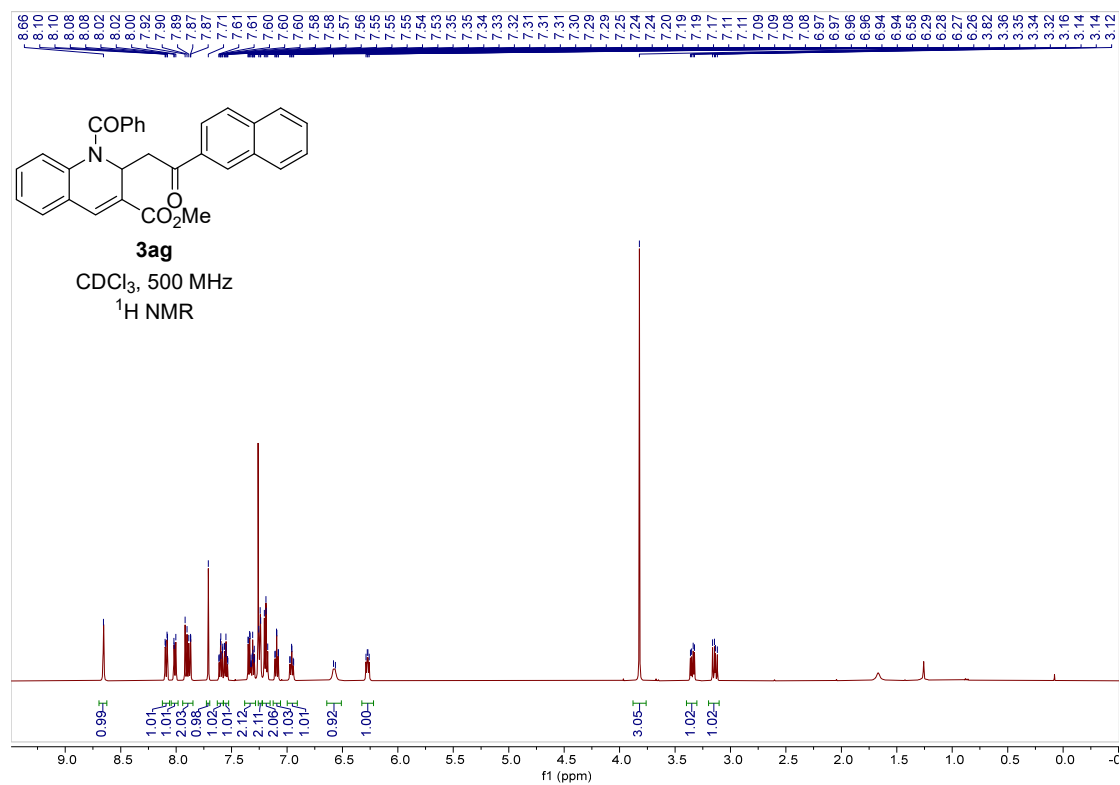
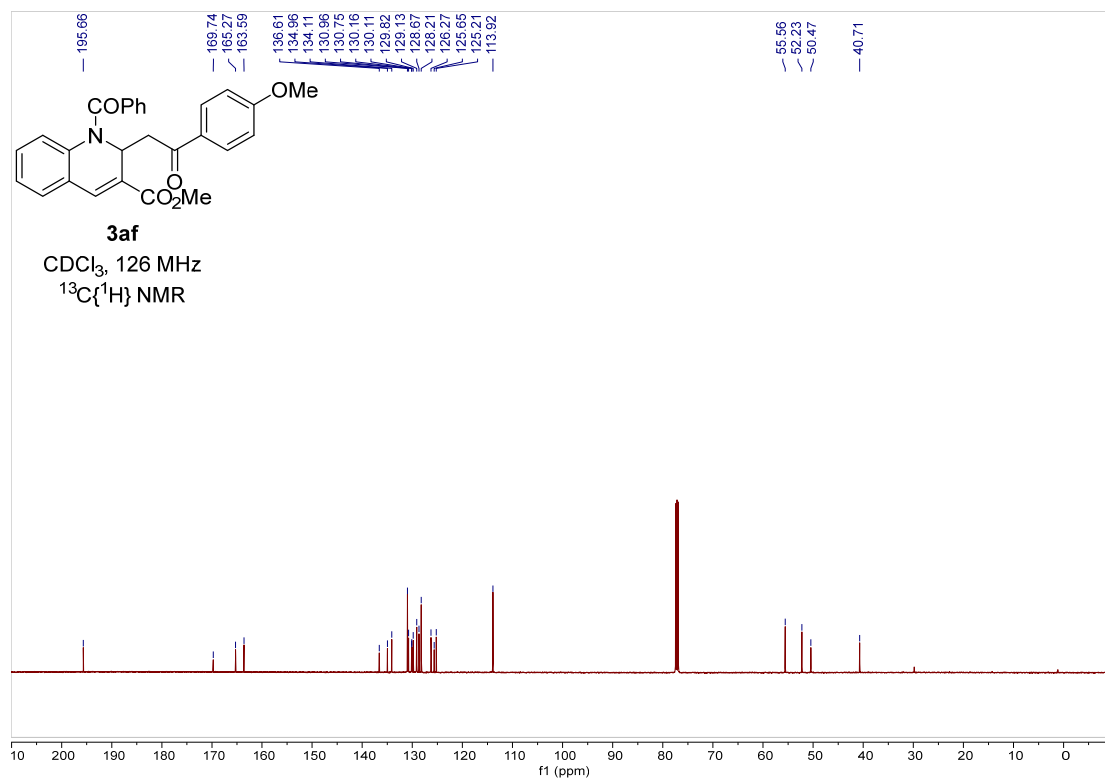


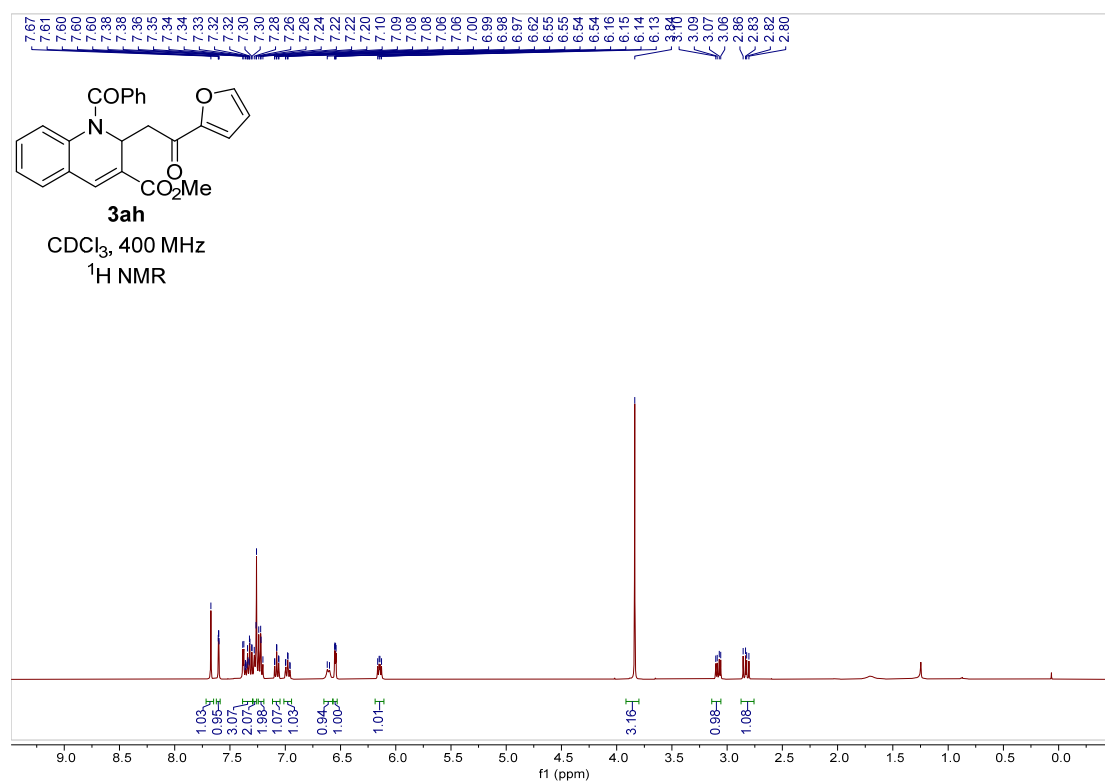
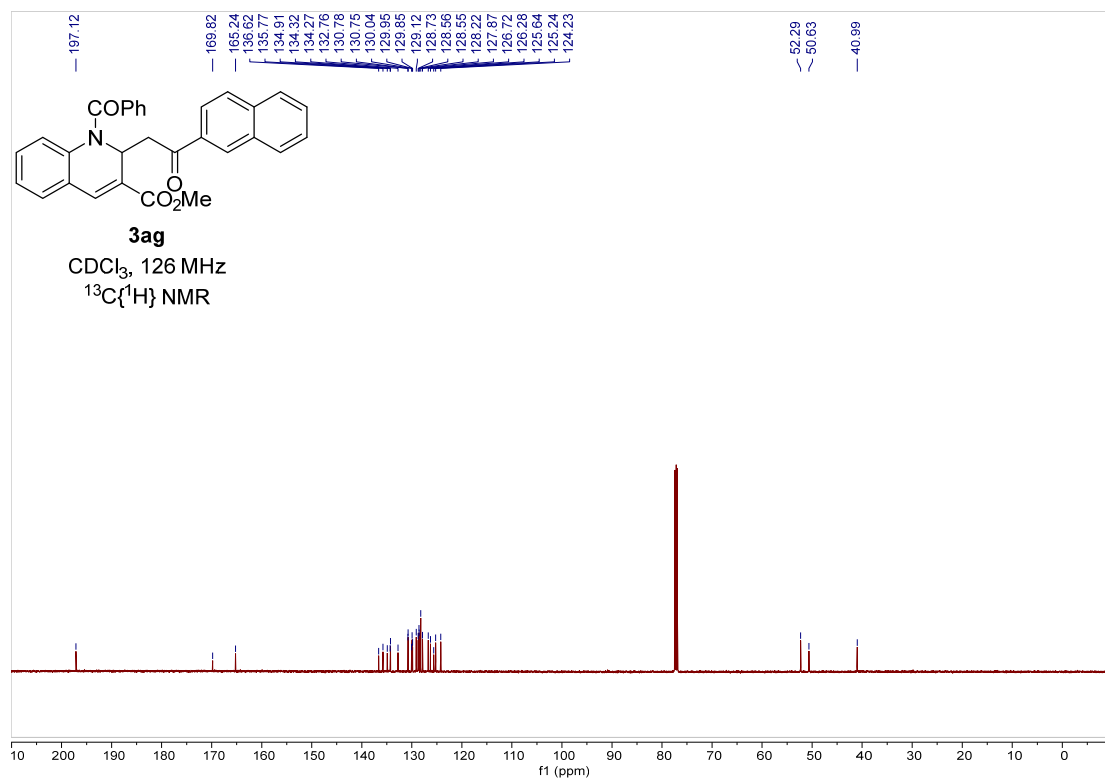


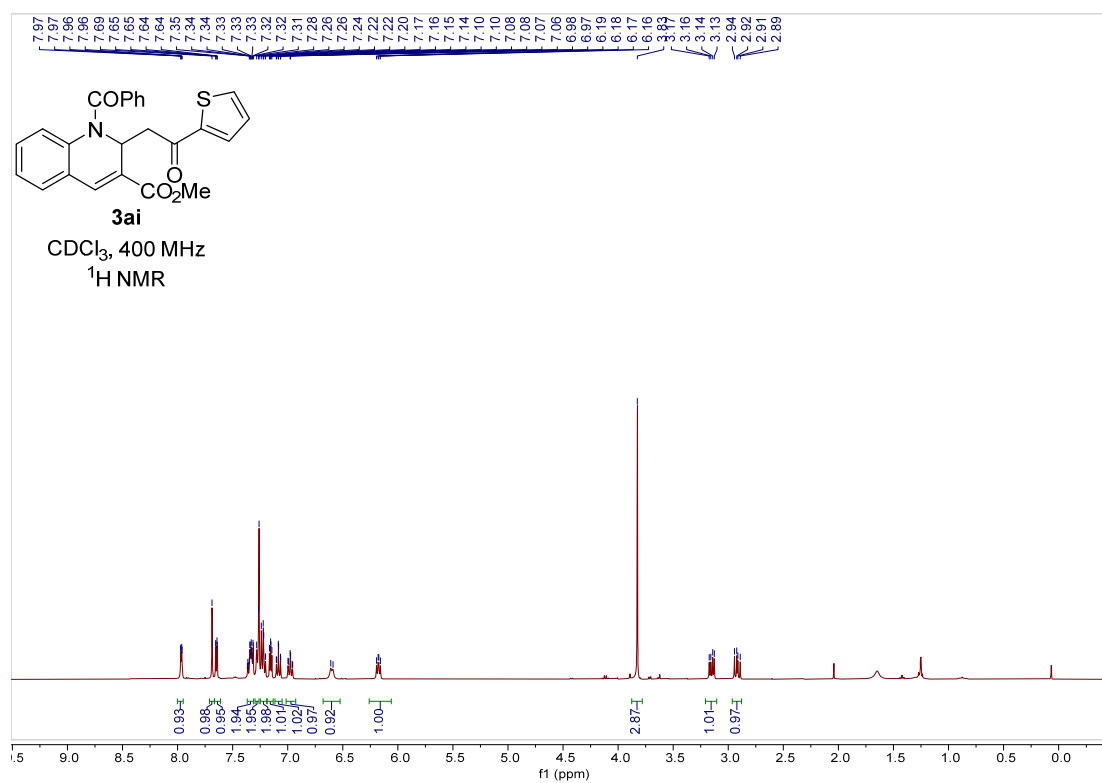
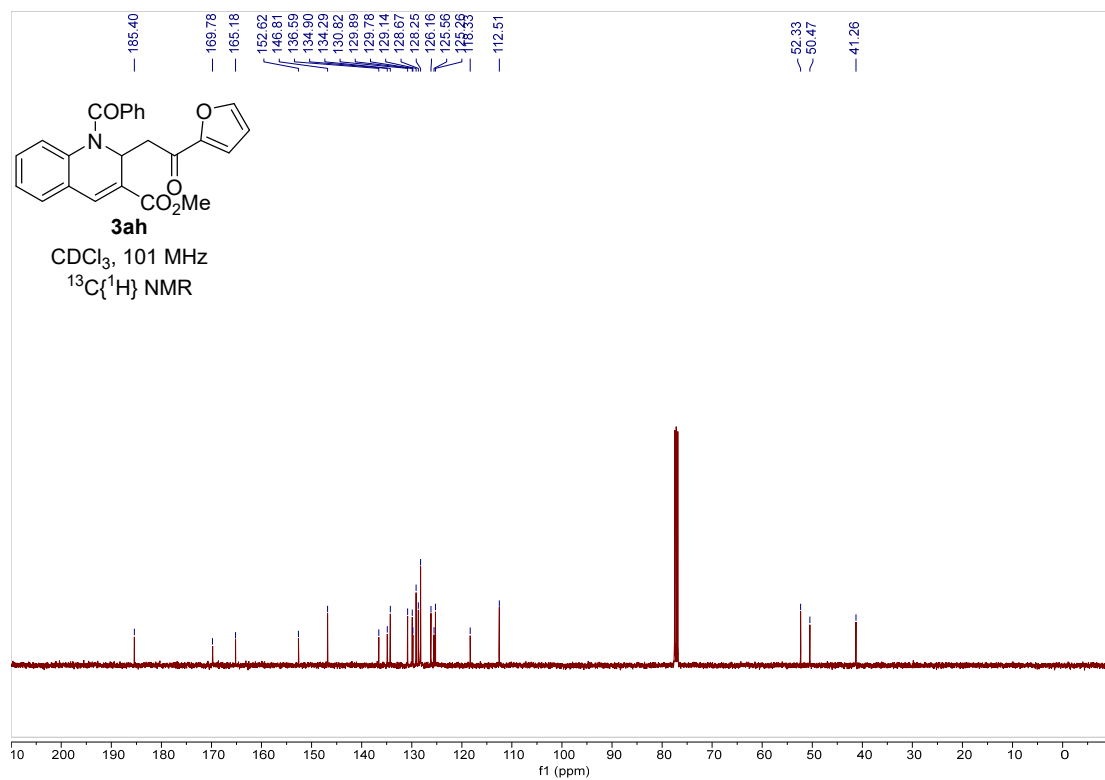


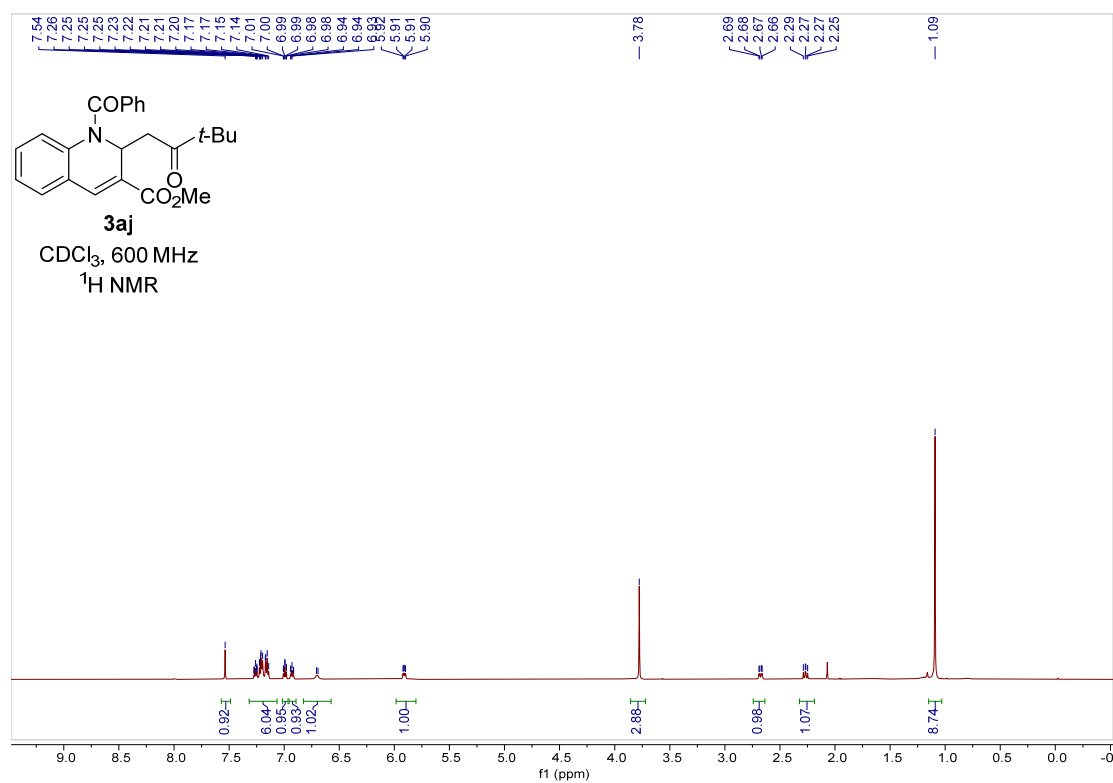
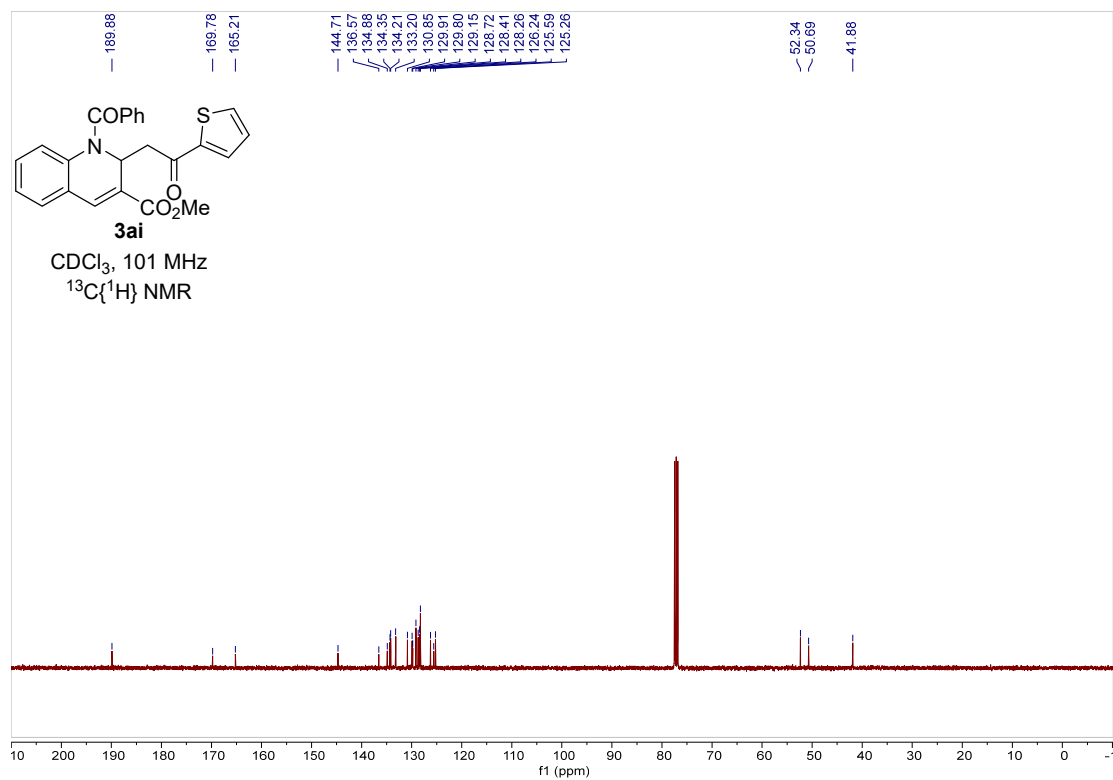


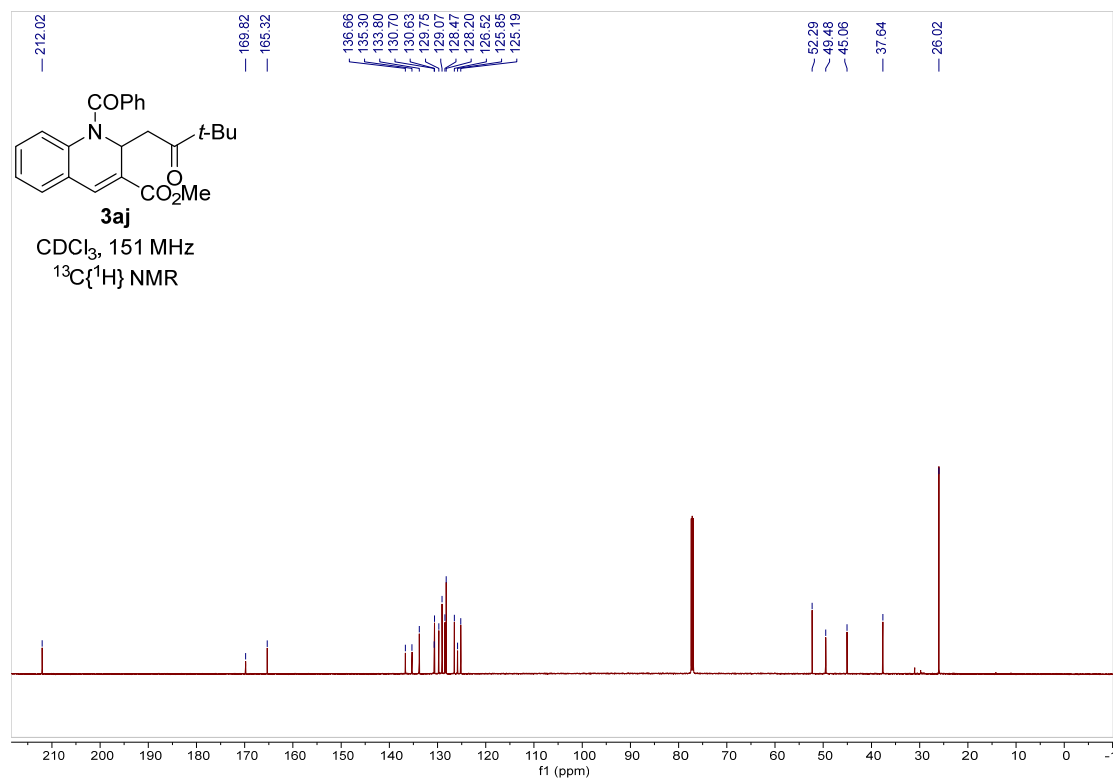




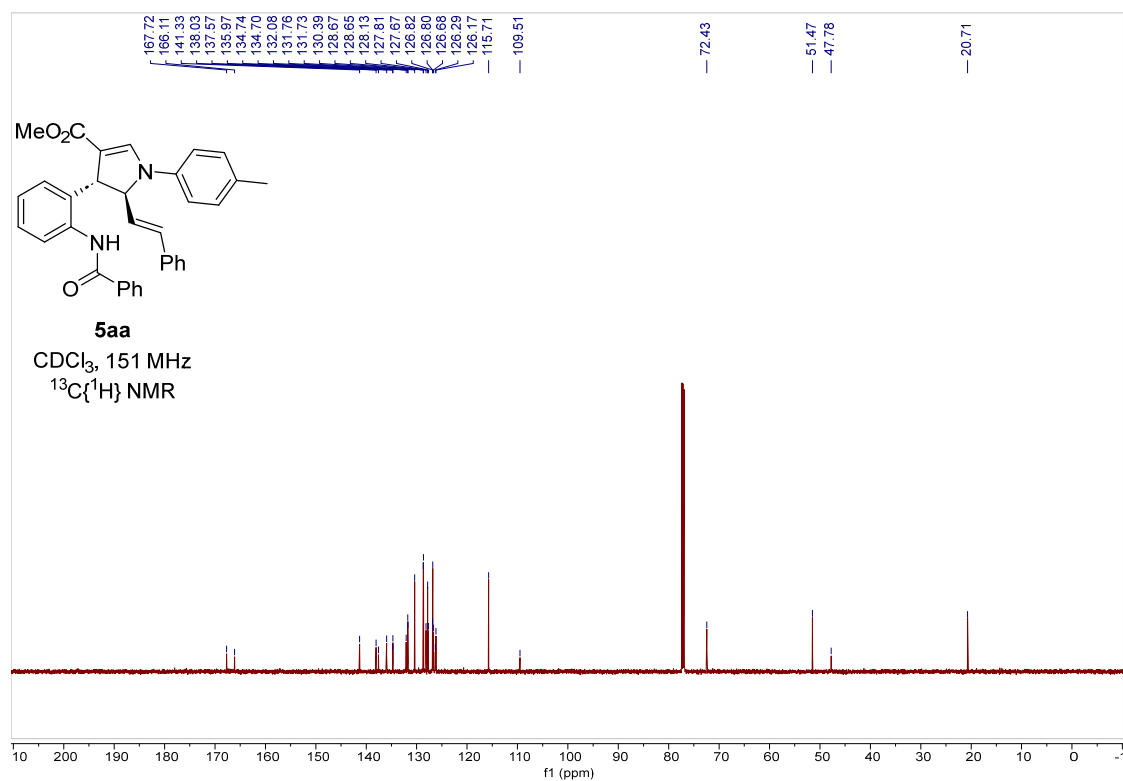
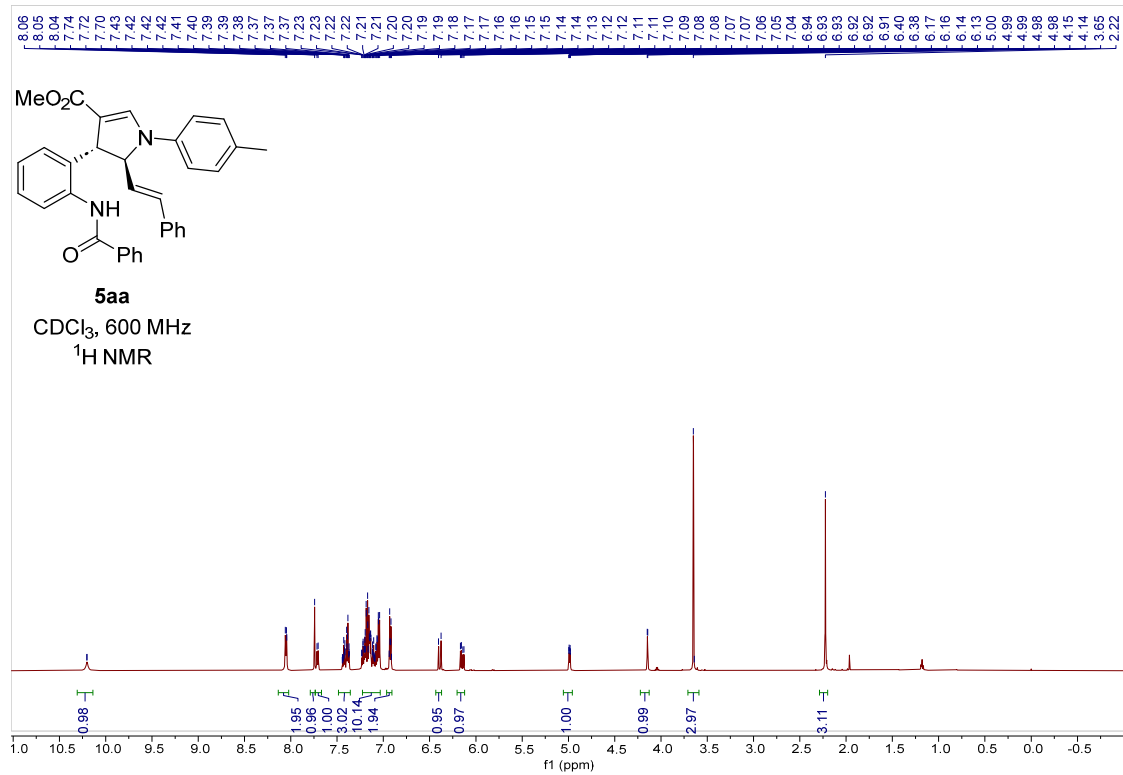


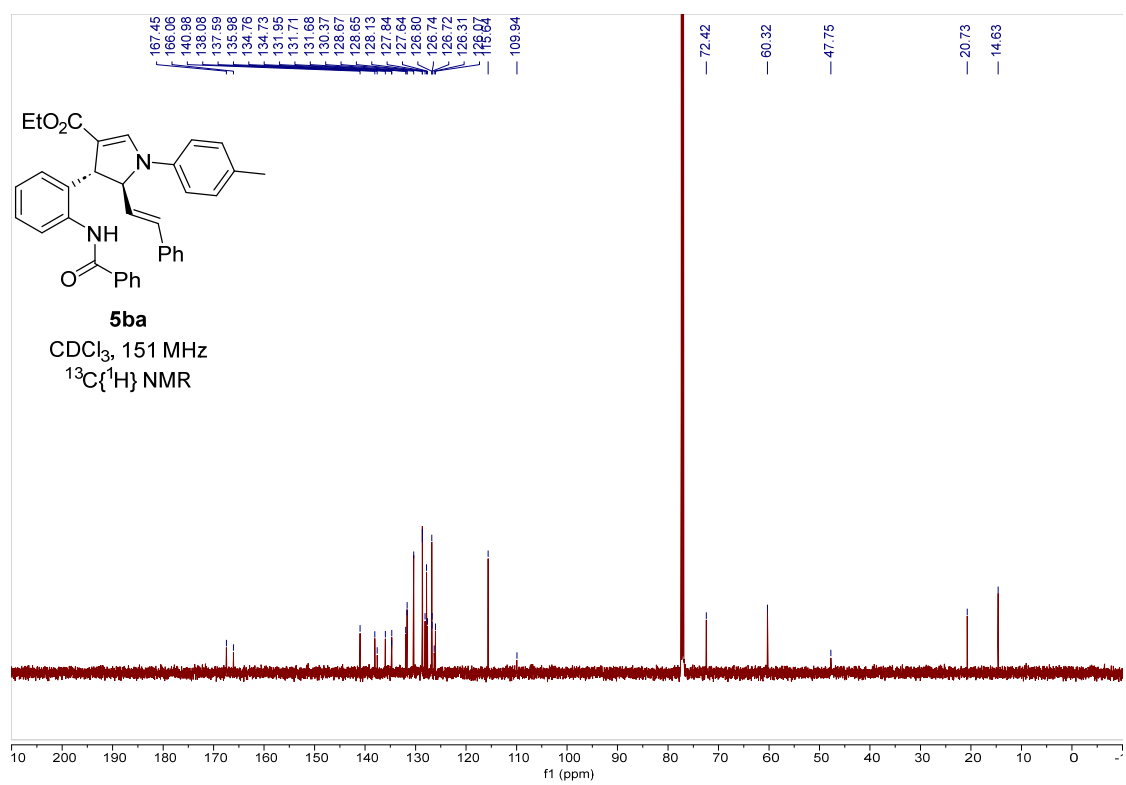
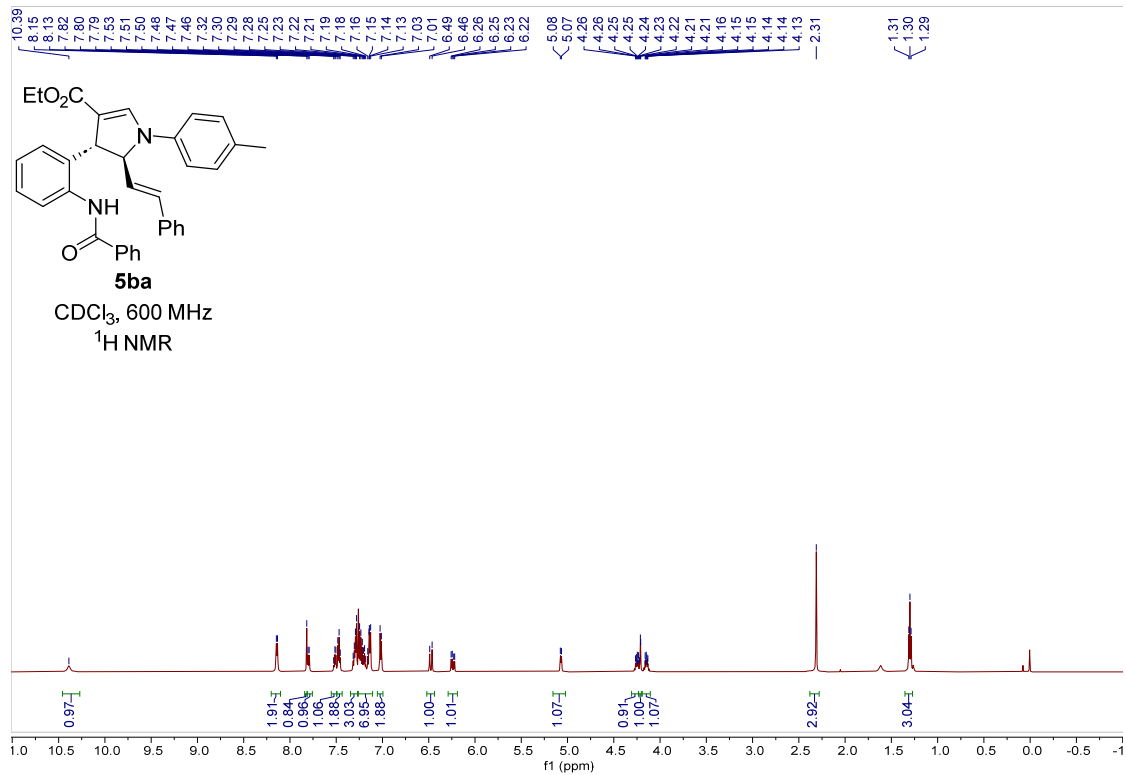


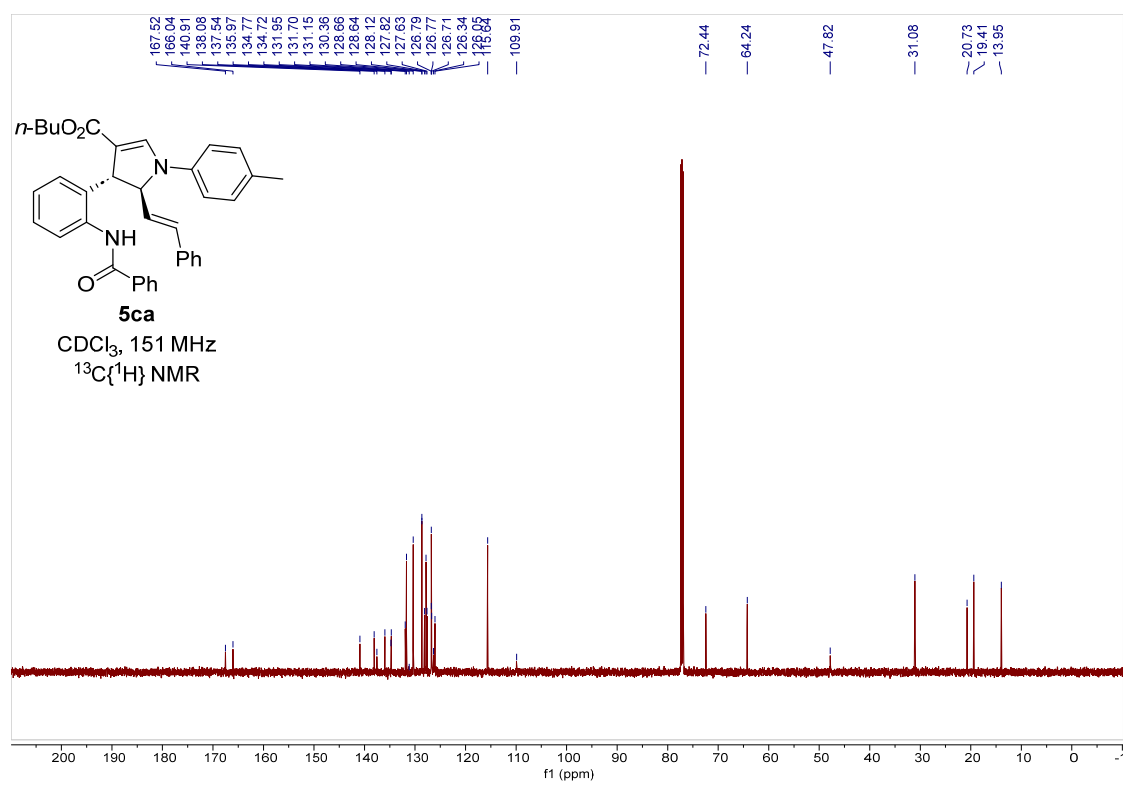
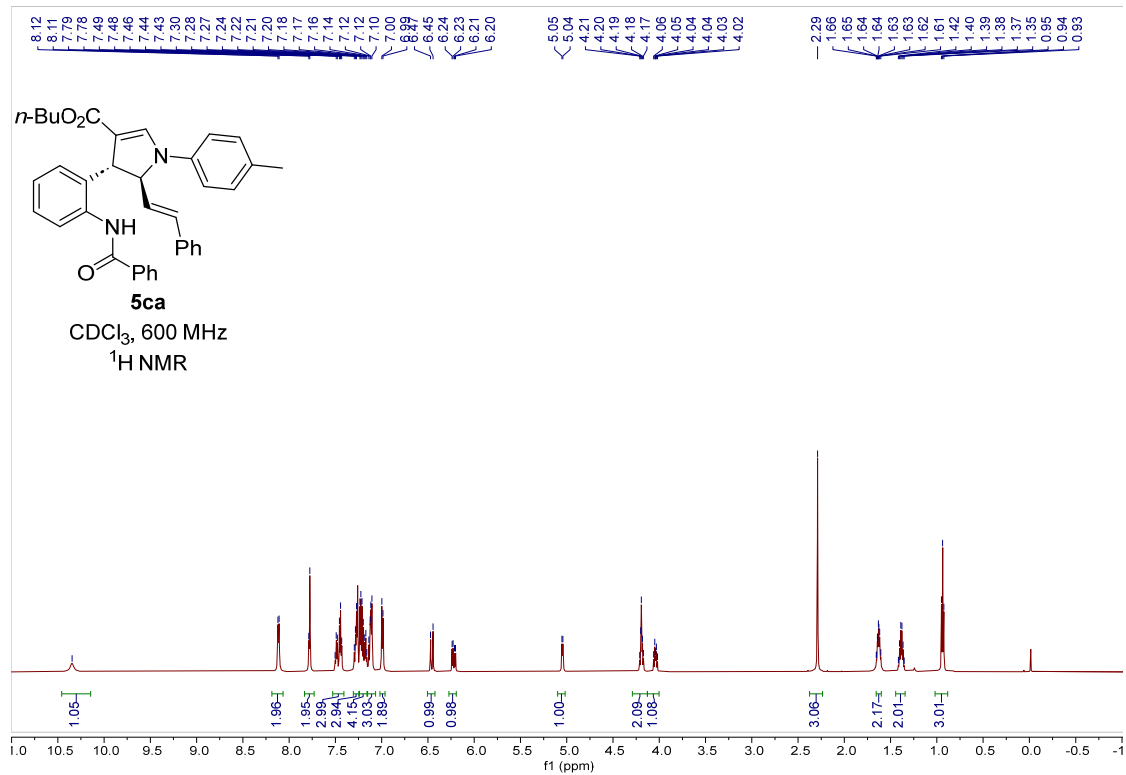


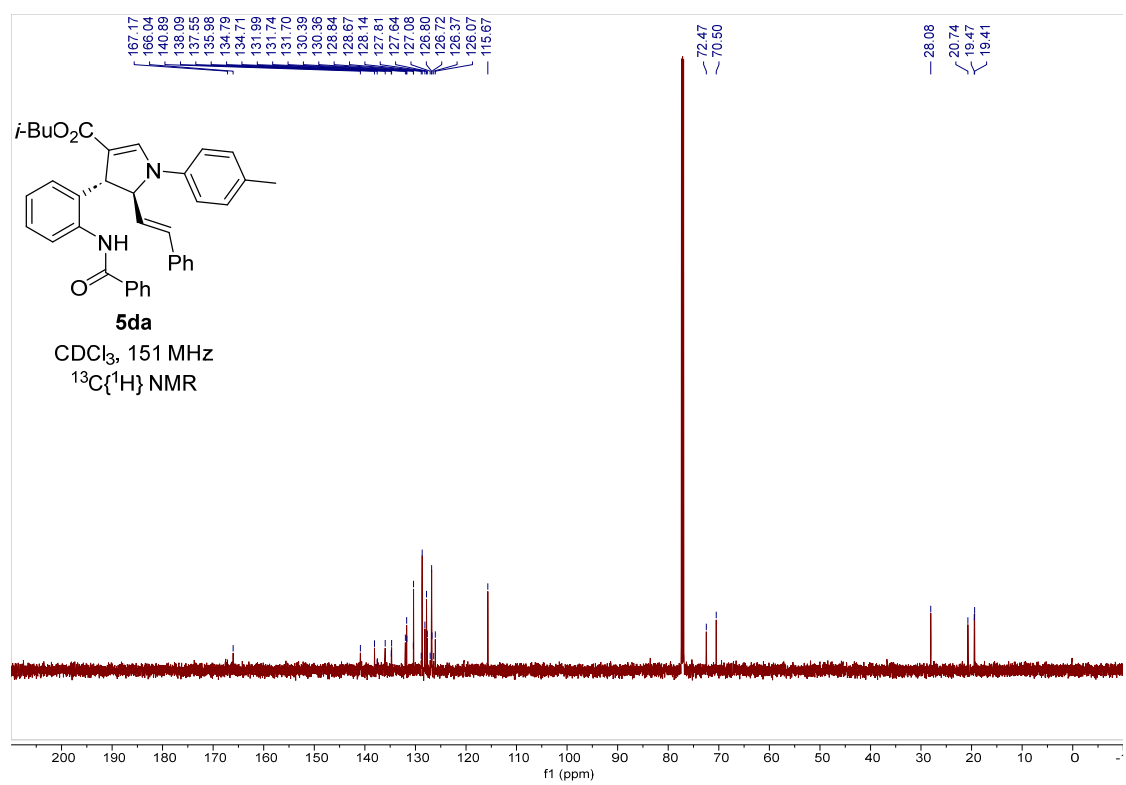
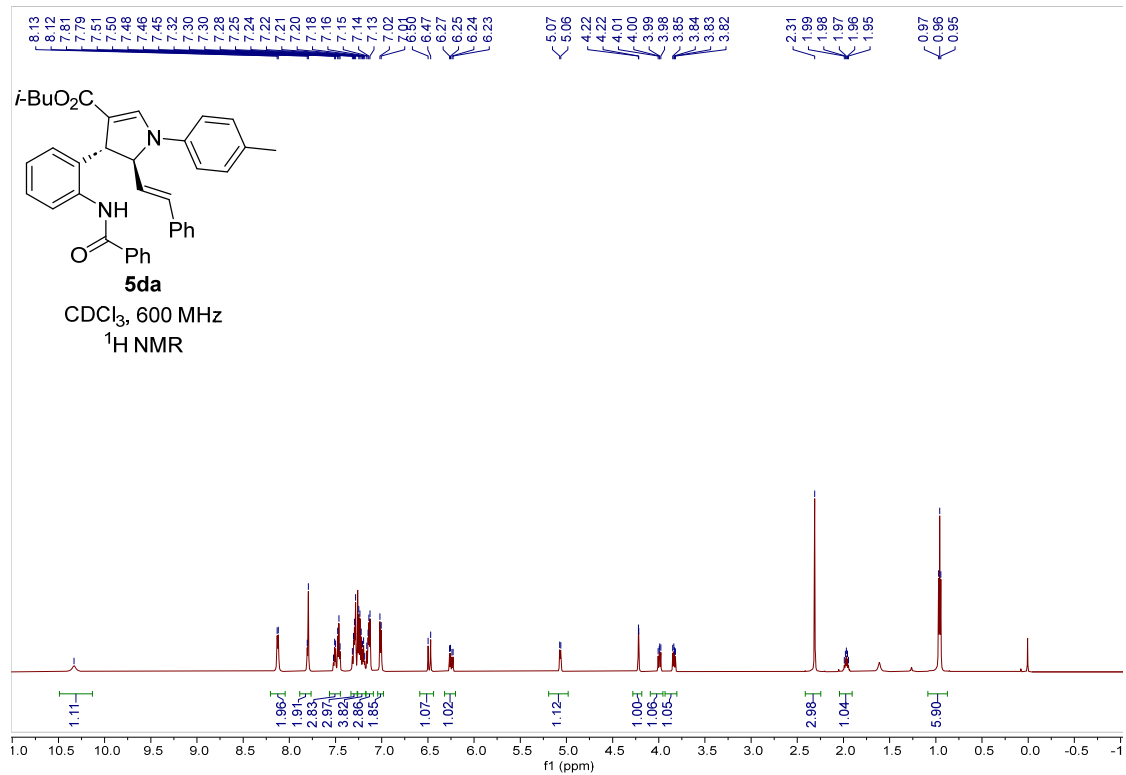


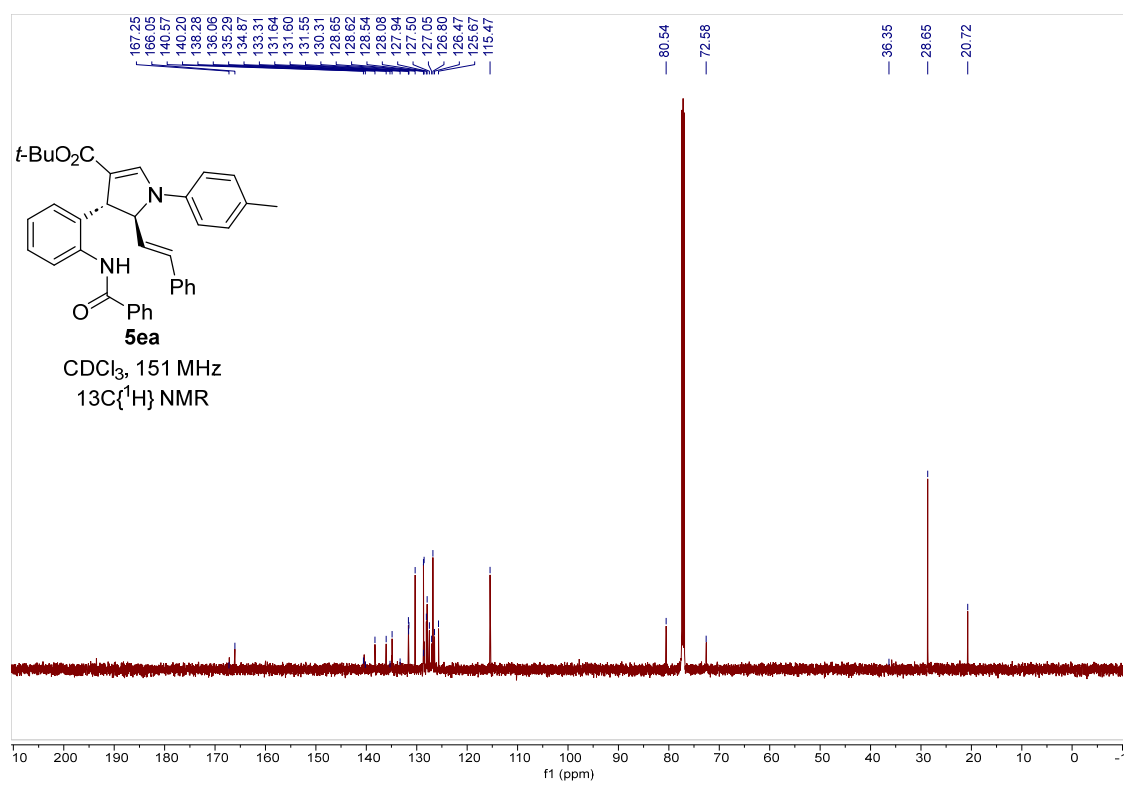
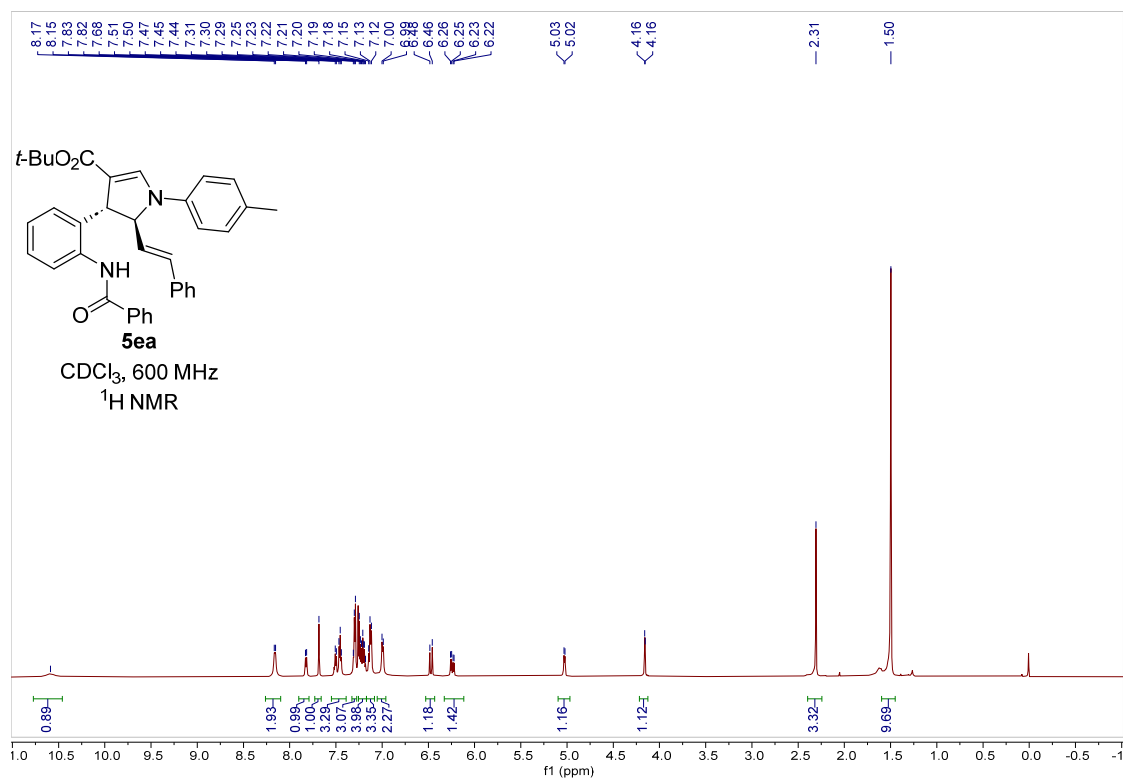
NMR spectra of compounds 5

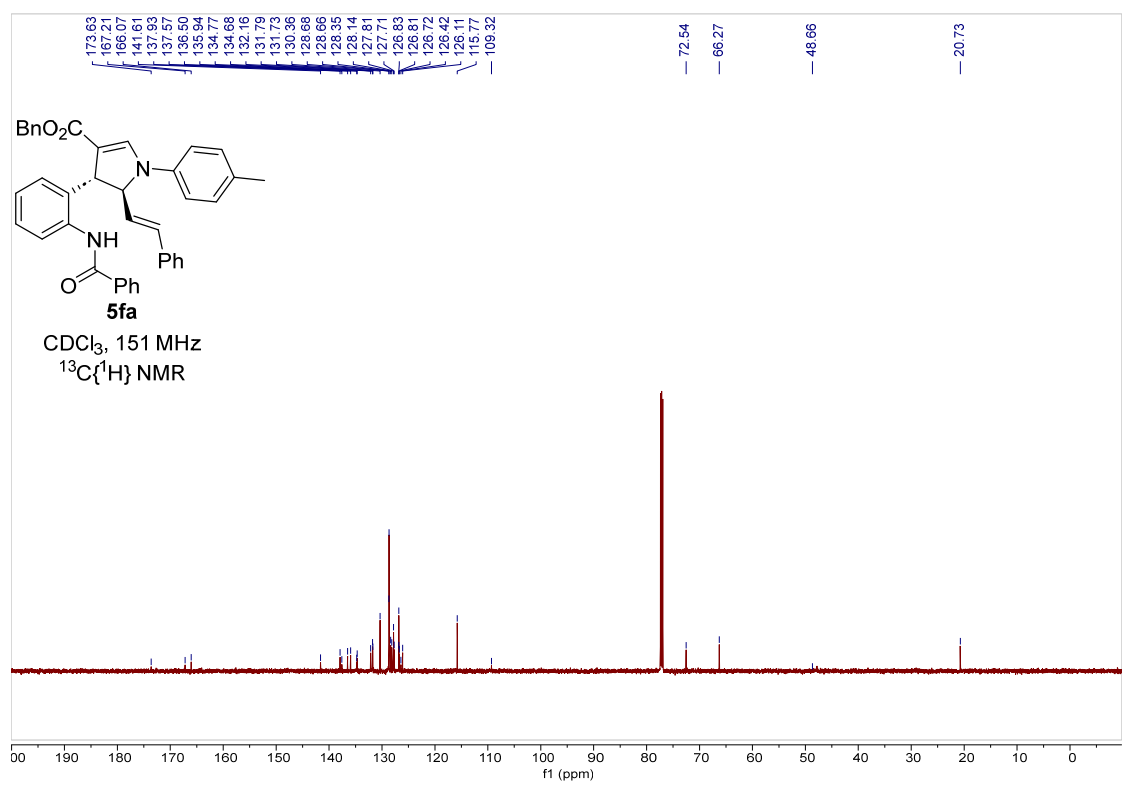
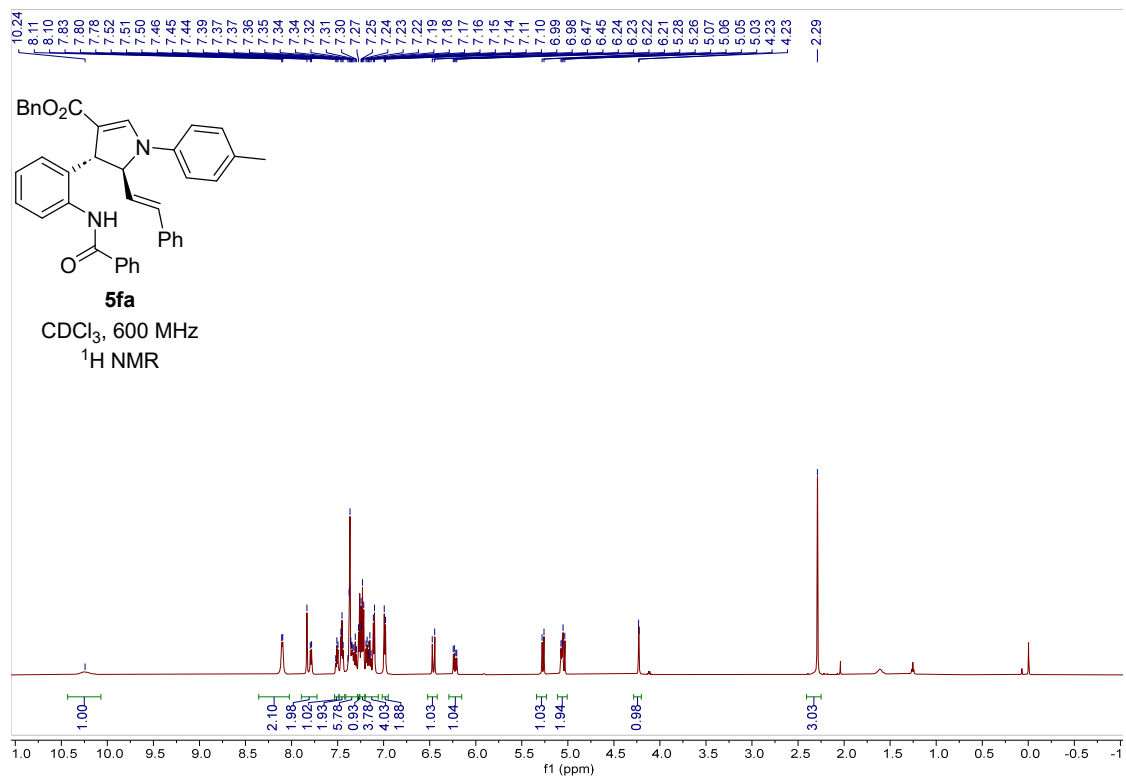


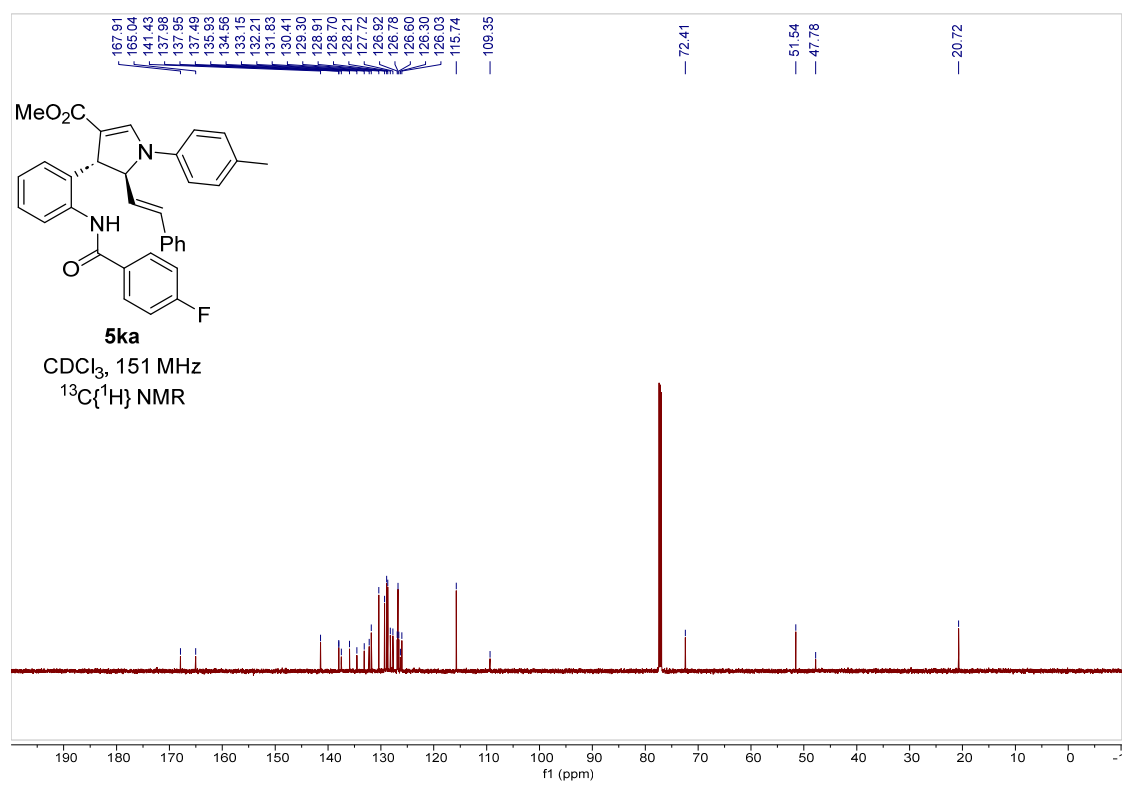
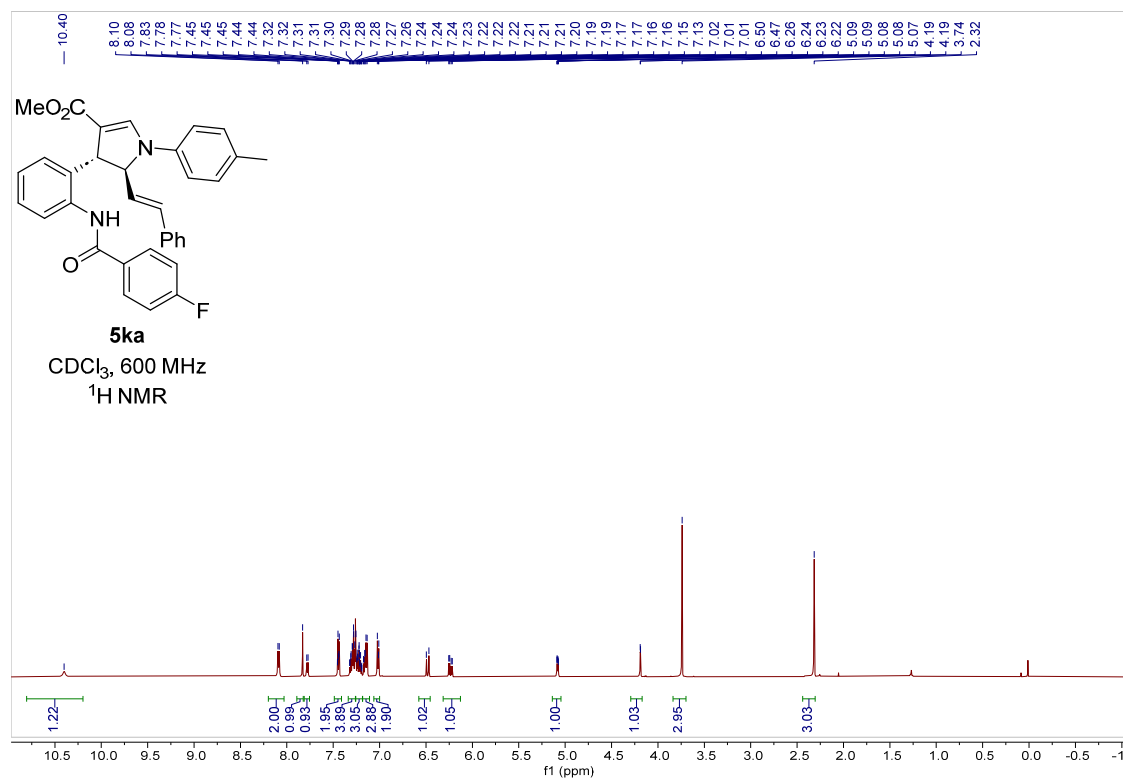


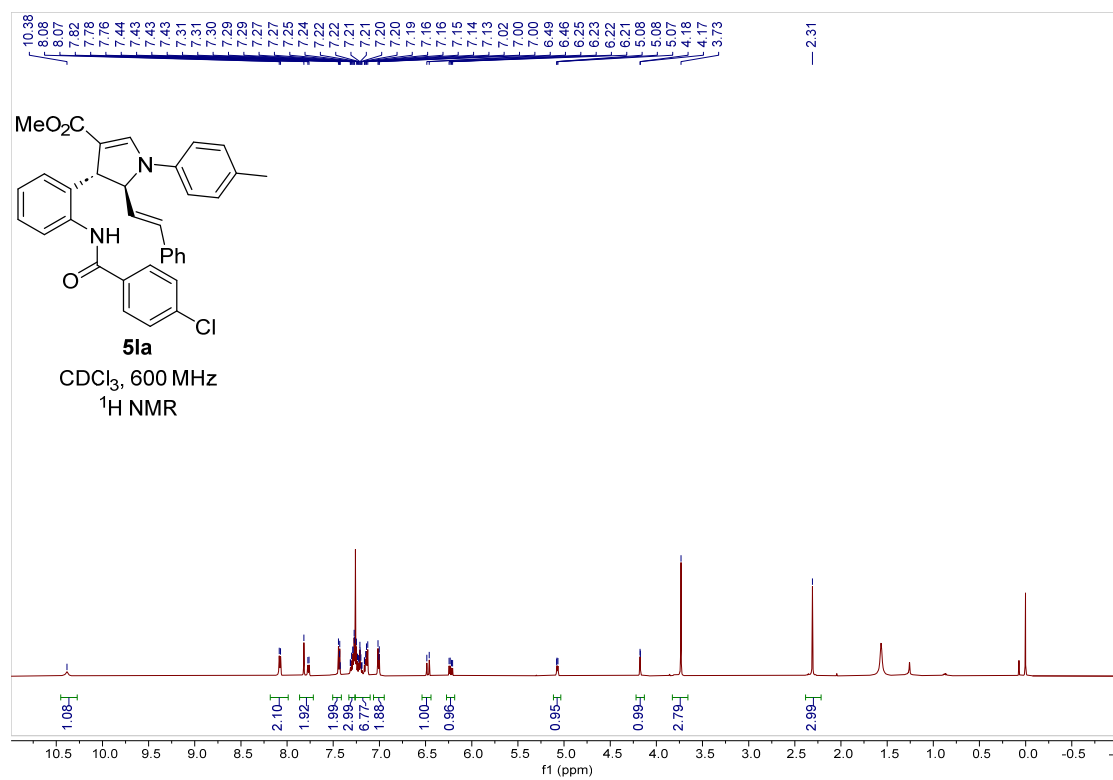
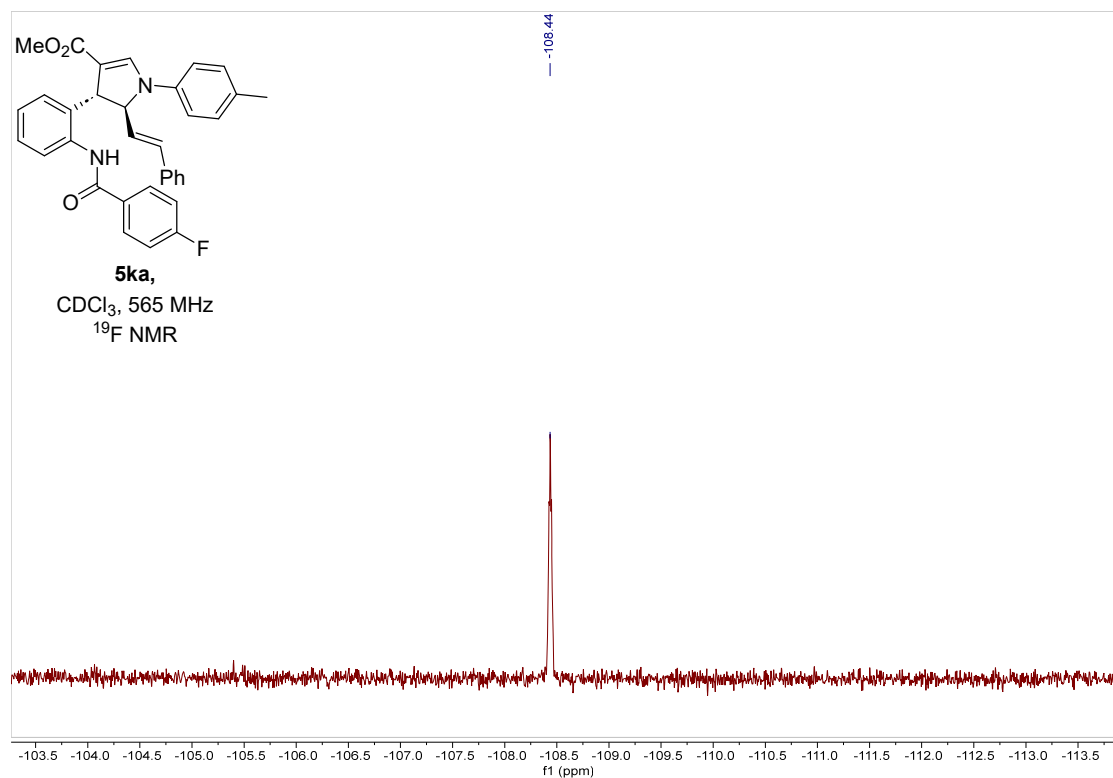


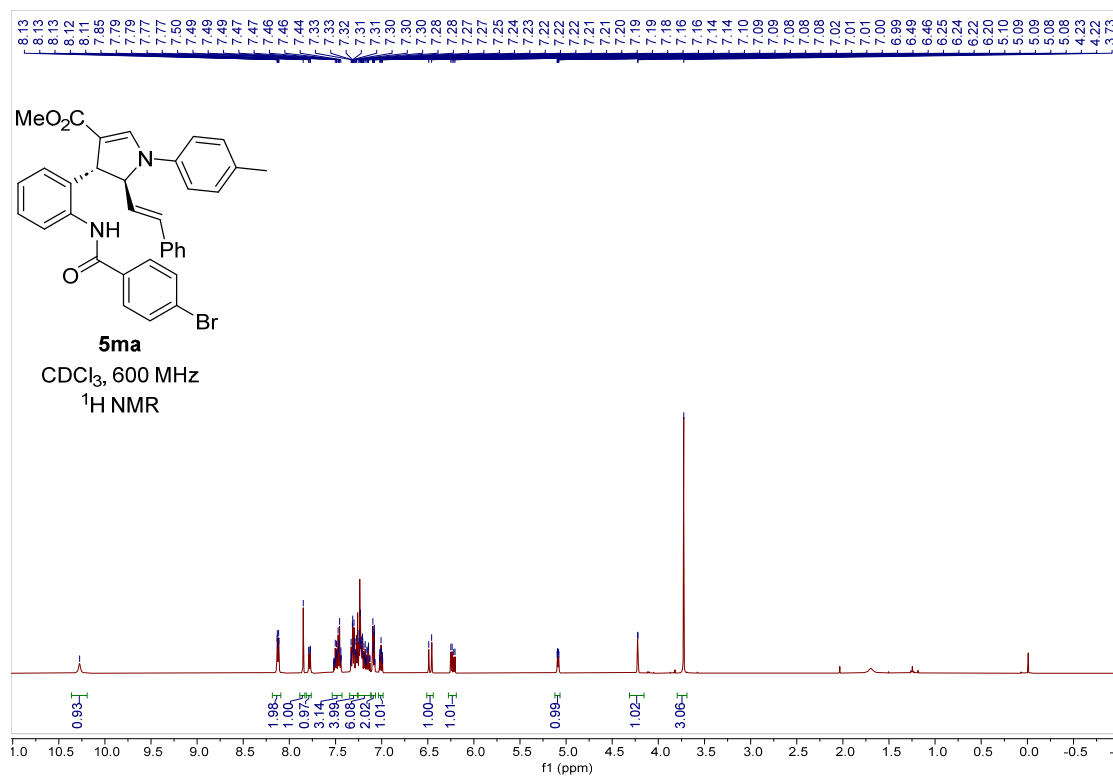
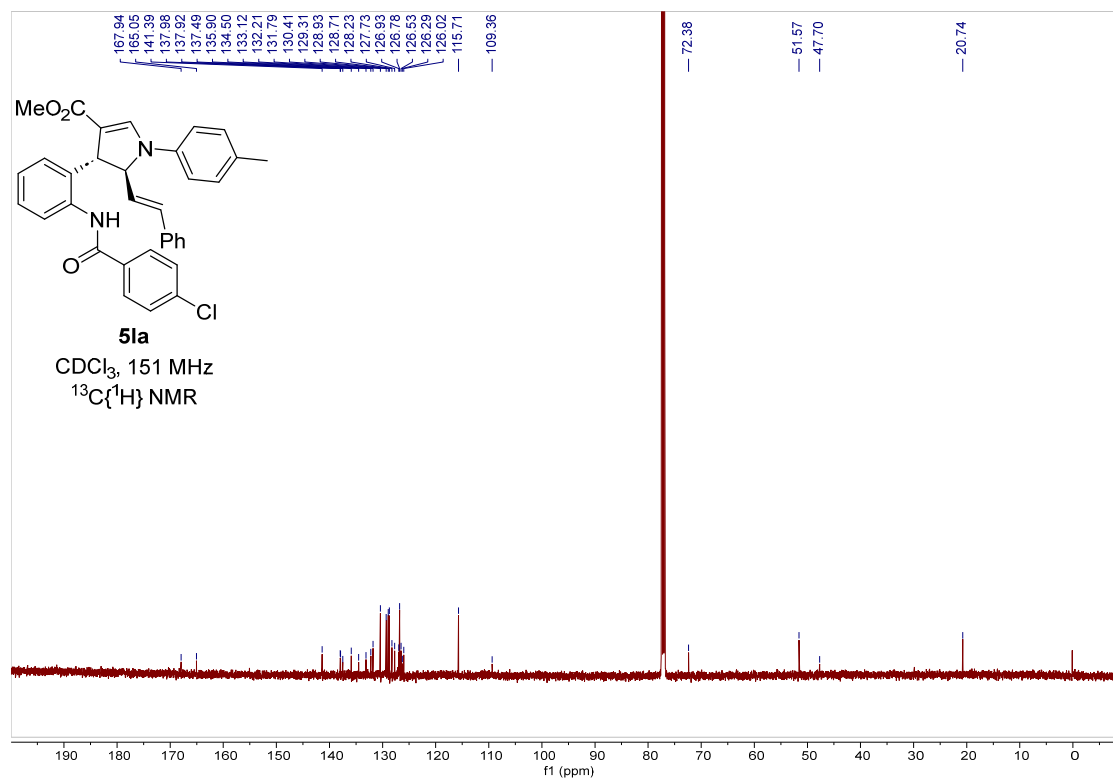


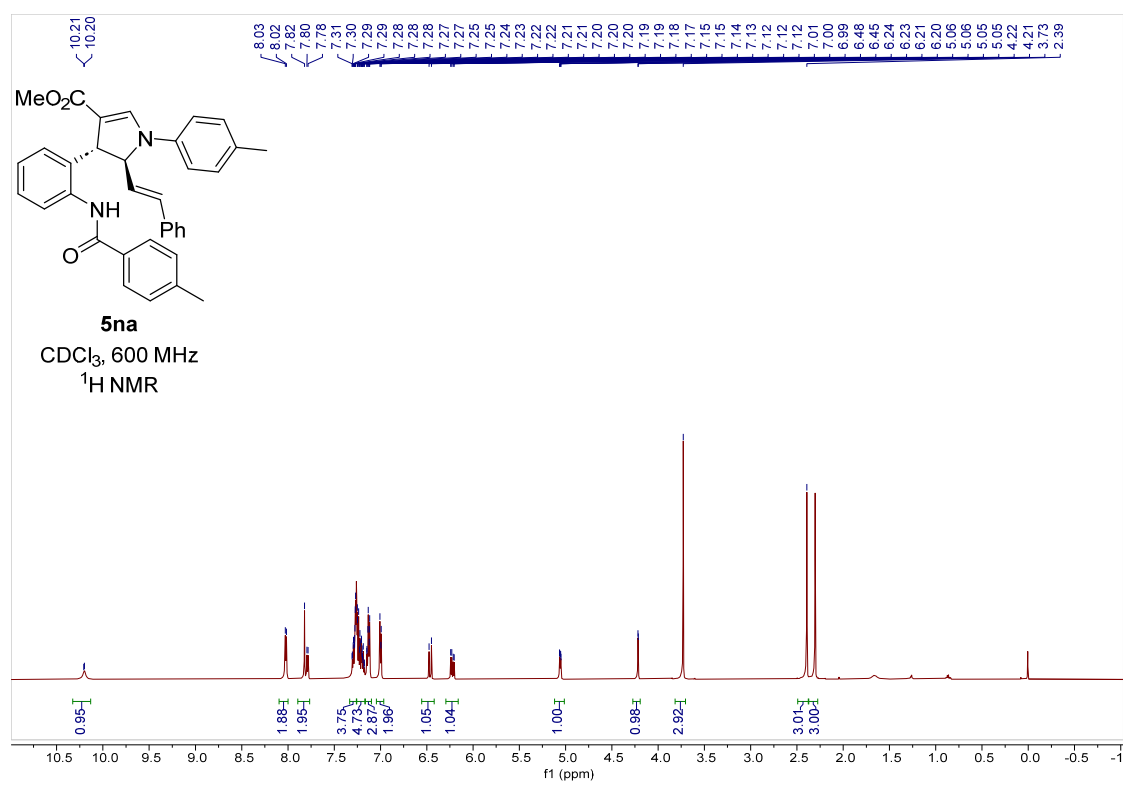
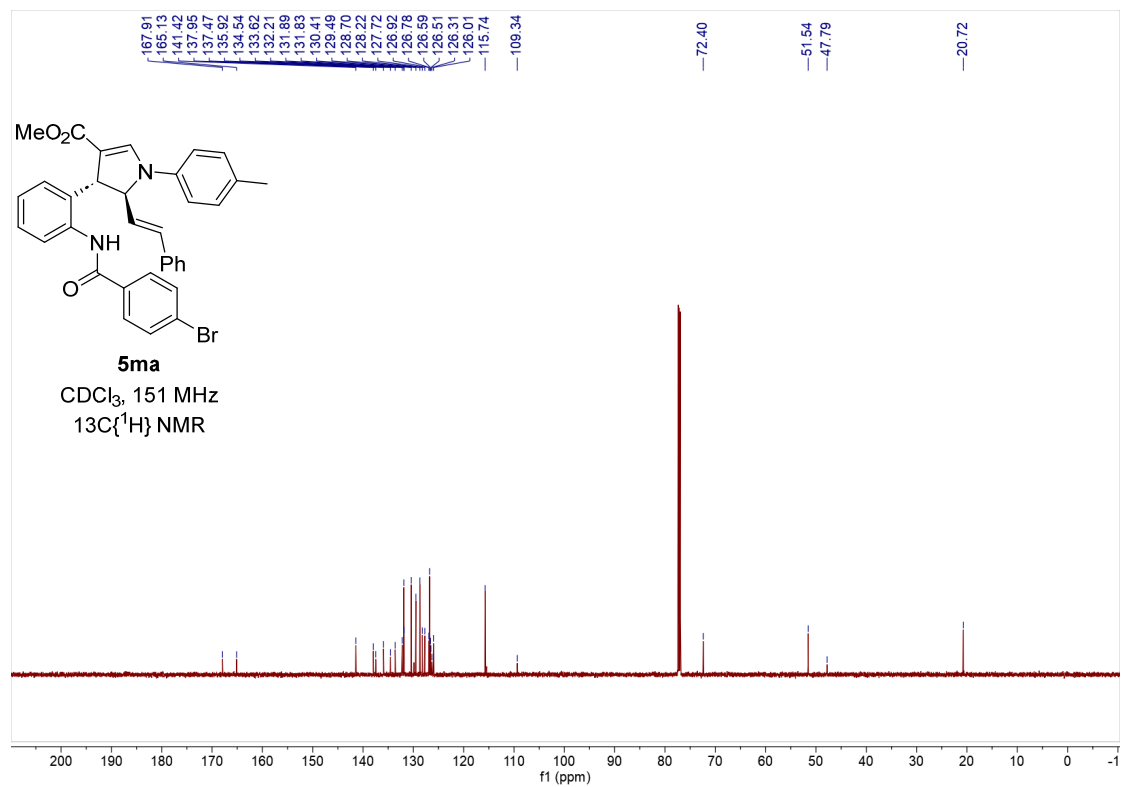


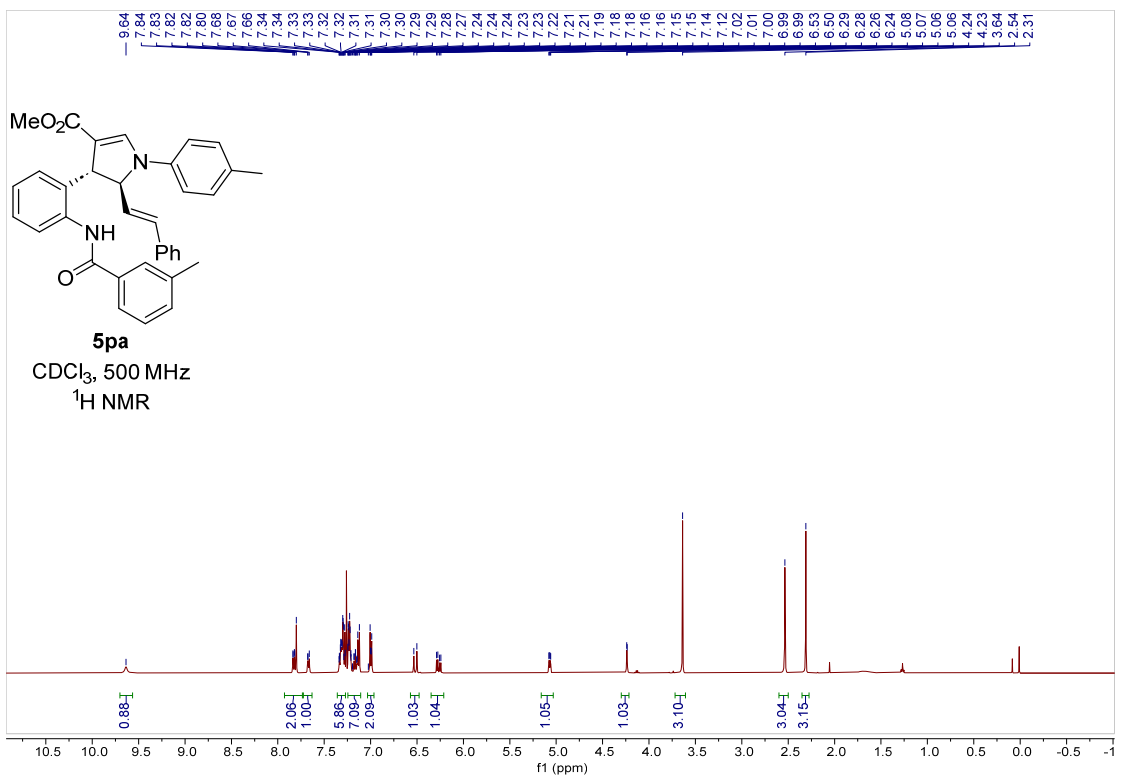
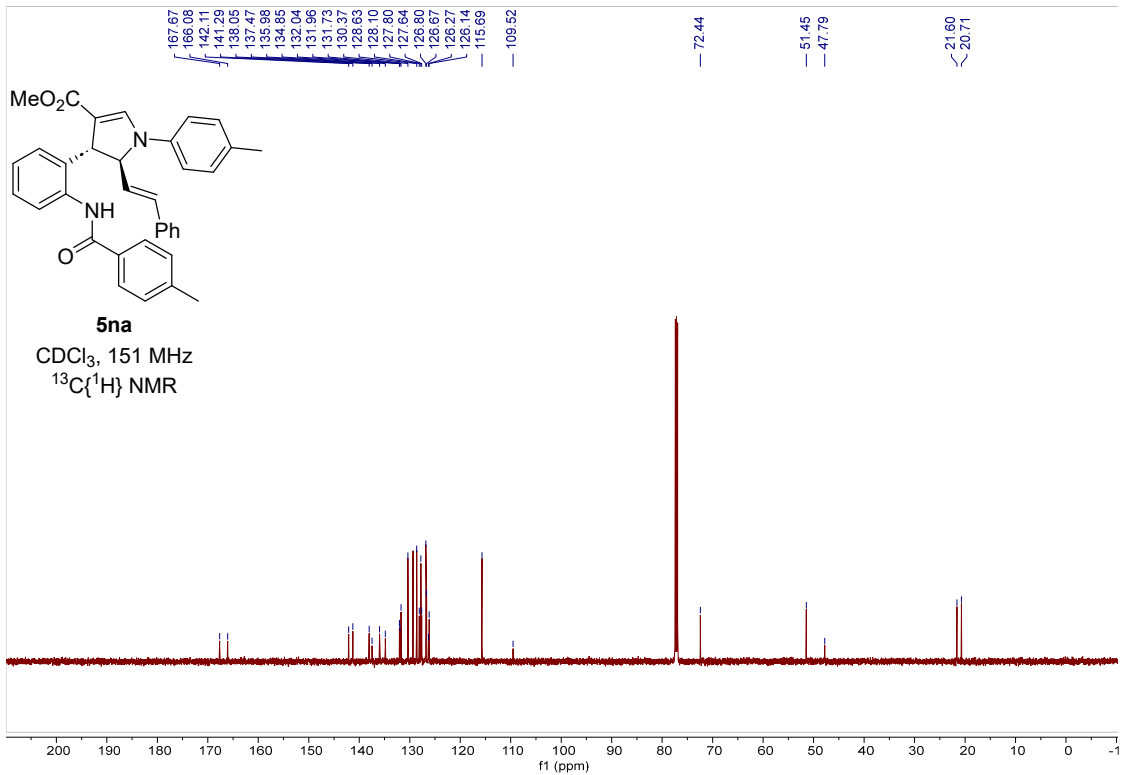


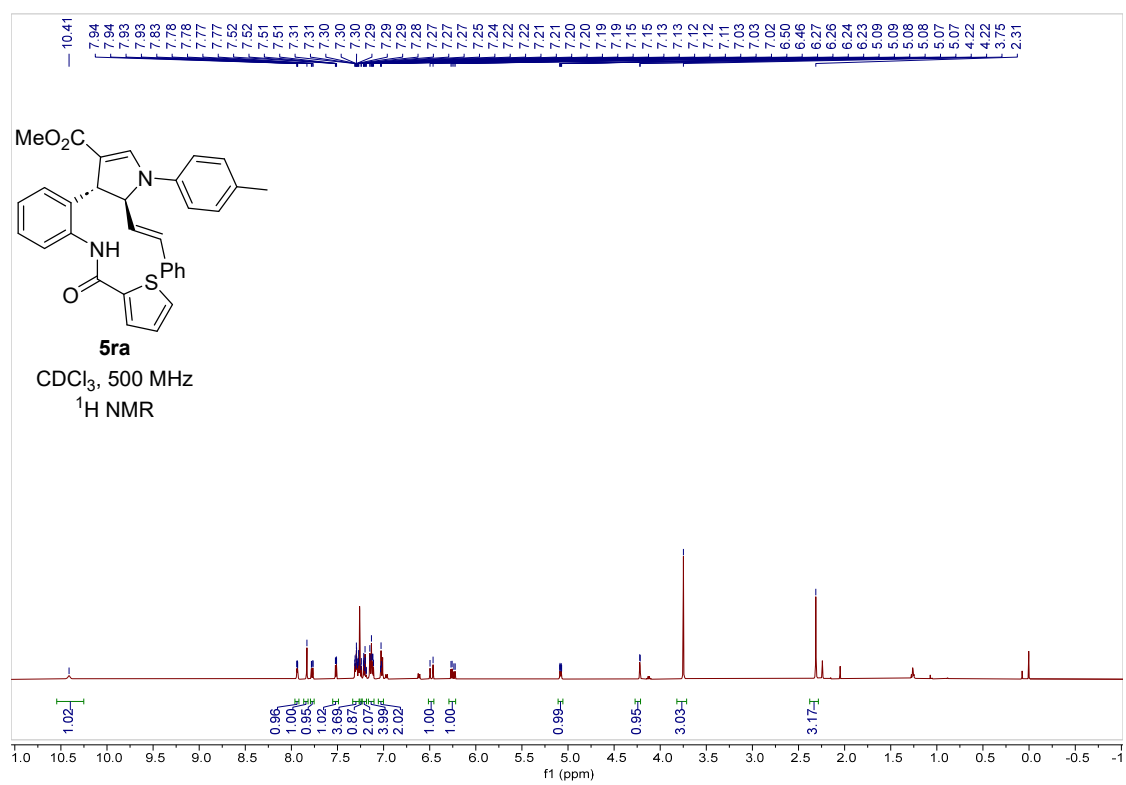
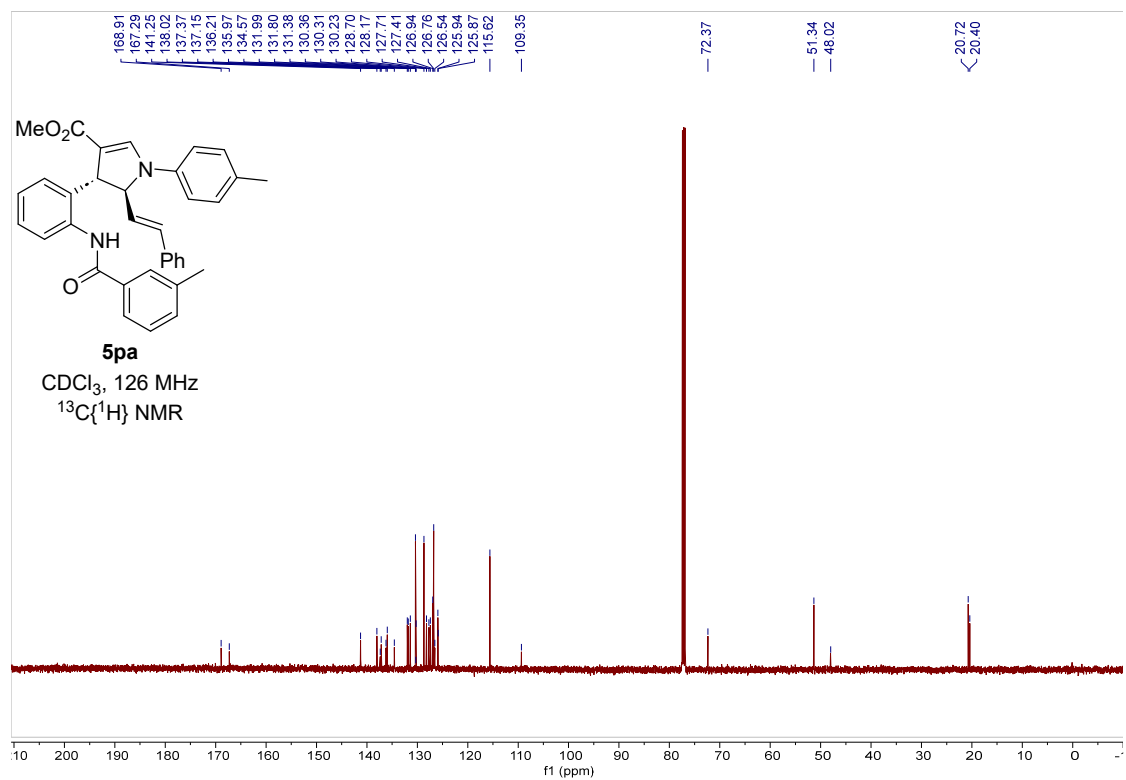


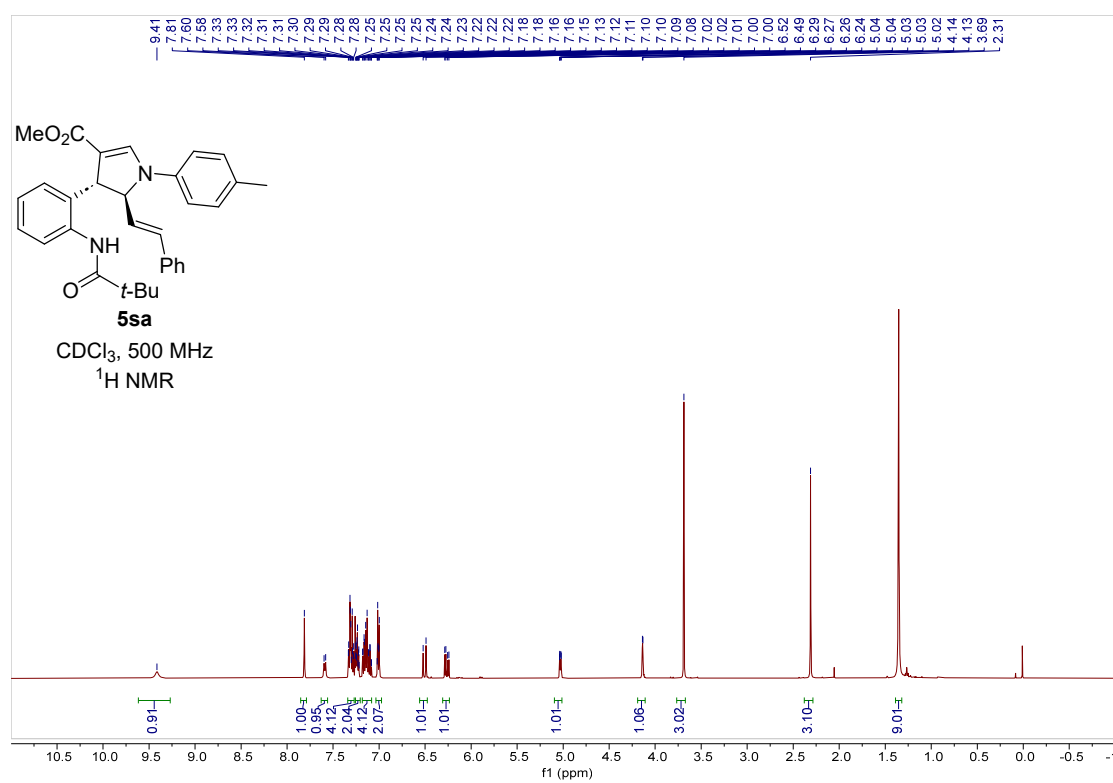
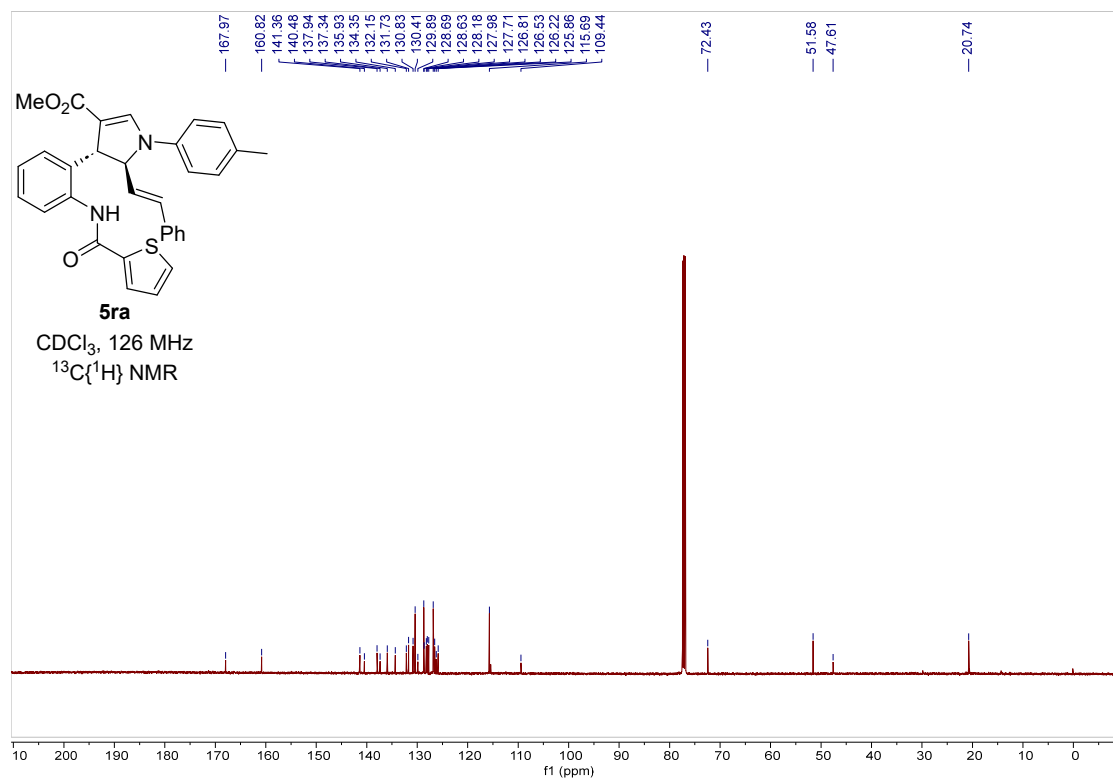


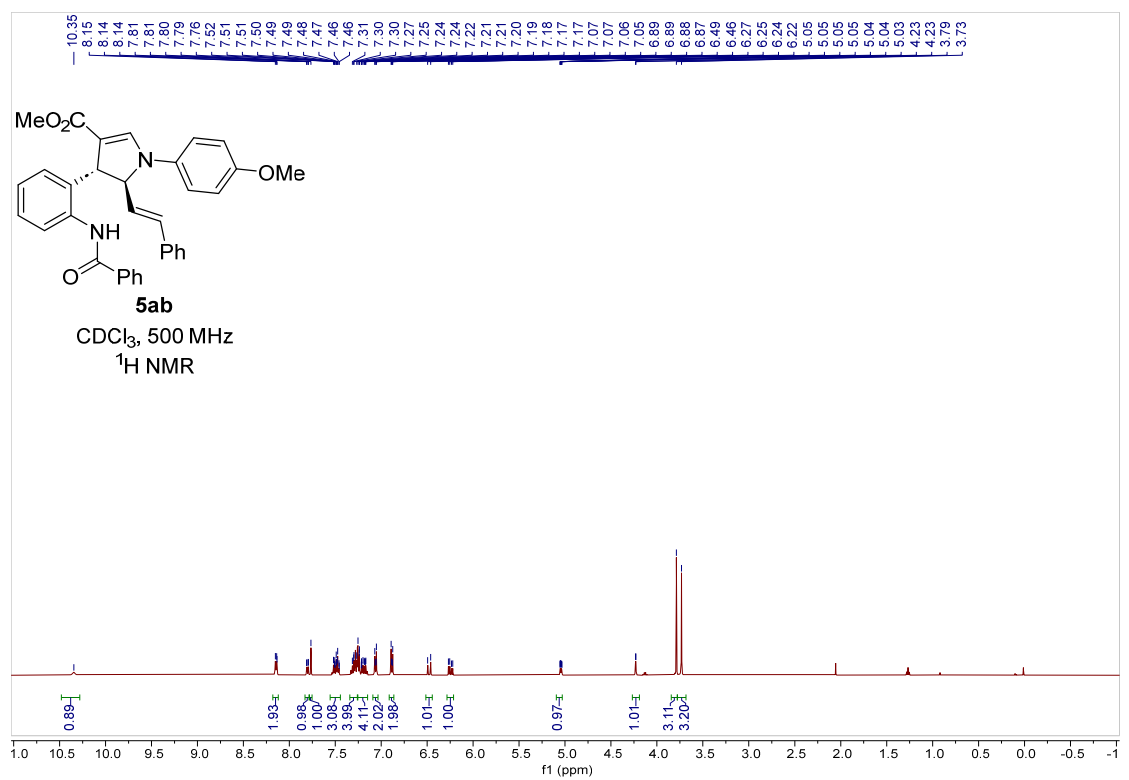
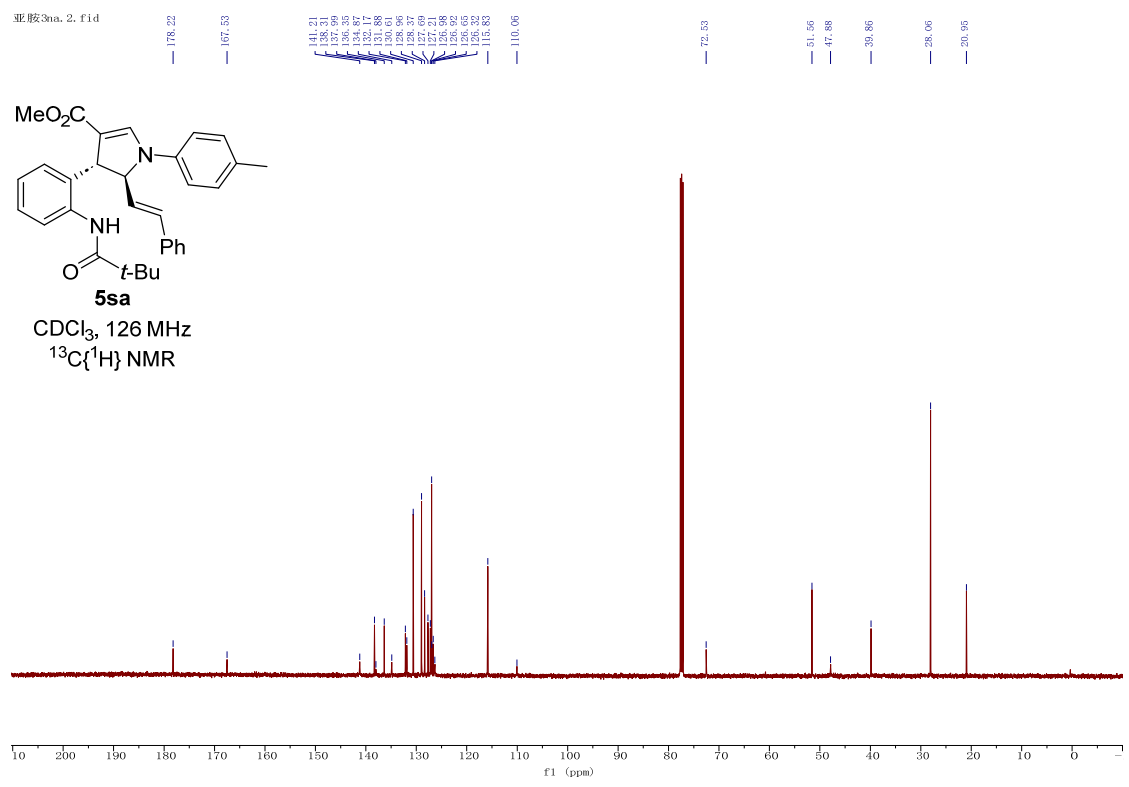


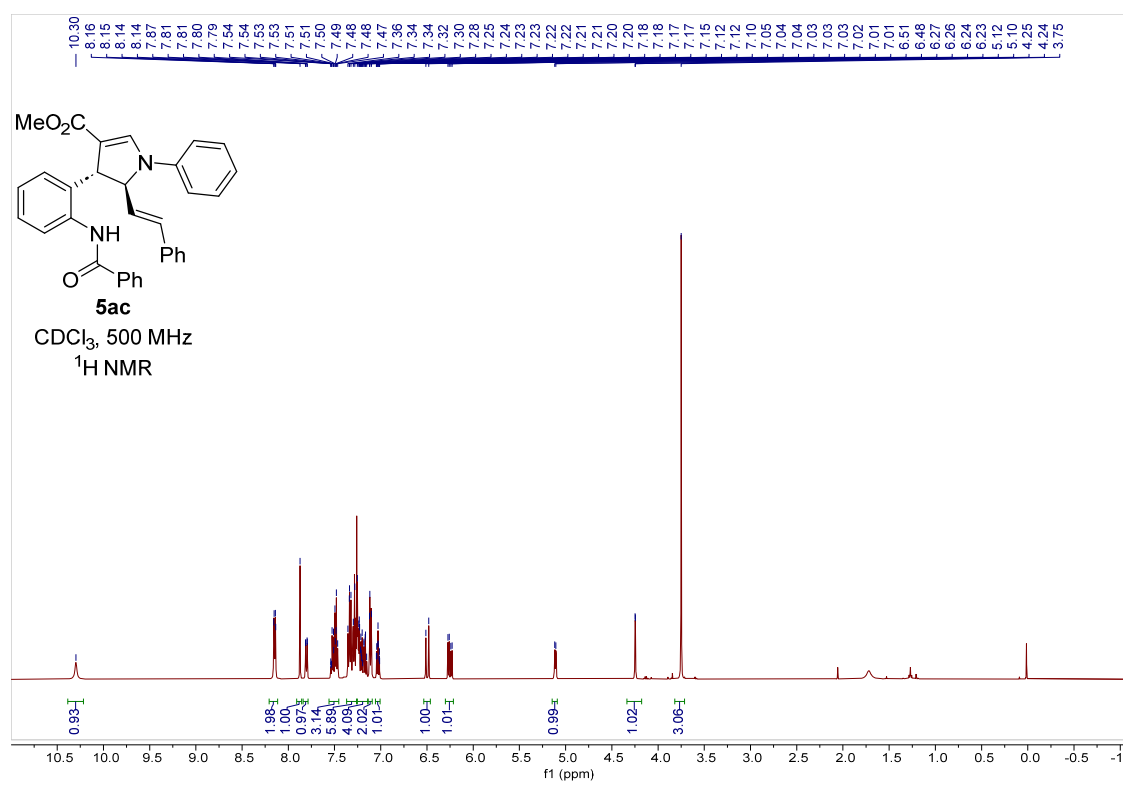
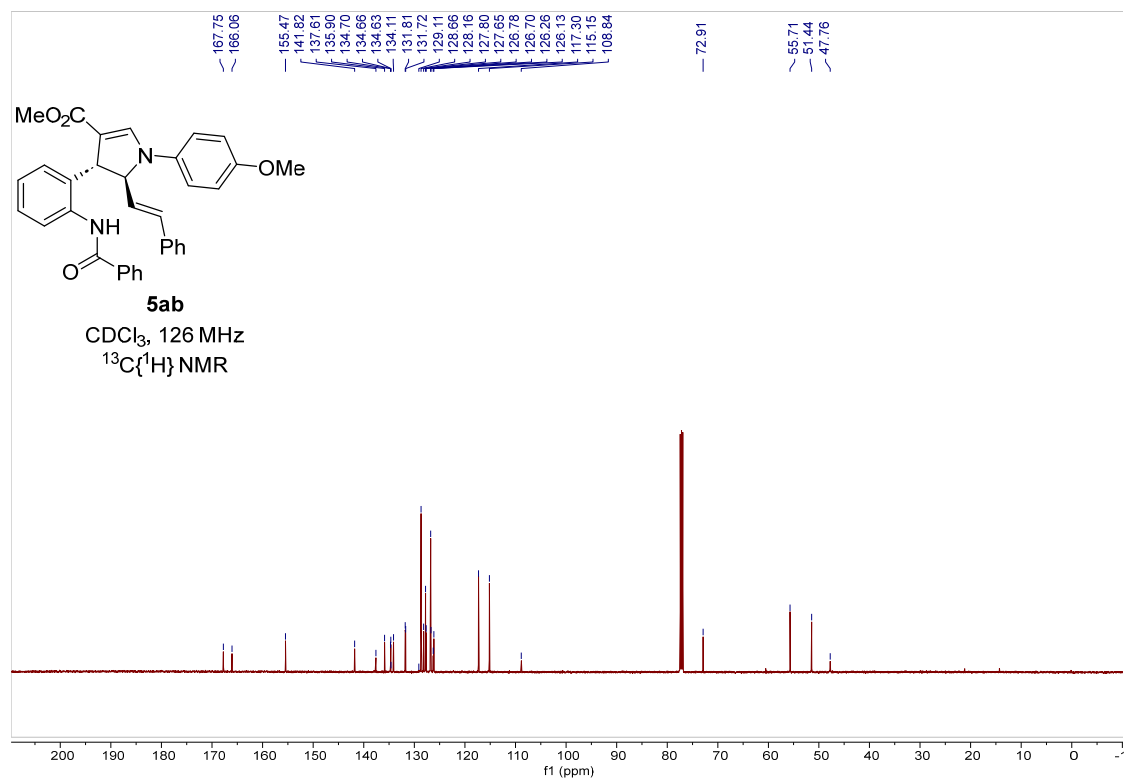






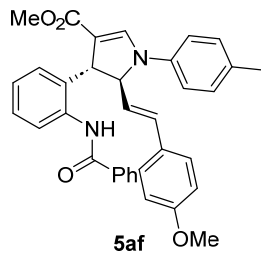




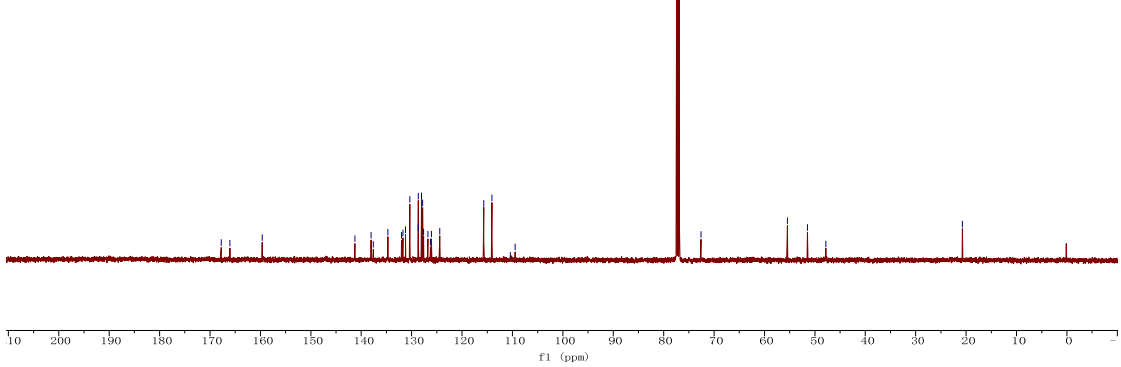


lzy-604-1-re3.2.fid

167.78
156.05
156.63
141.25
138.54
137.64
134.71
133.70
133.20
131.21
128.67
128.03
127.62
126.77
124.42
116.09
114.43
106.47
72.60
55.43
51.49
47.82
20.73

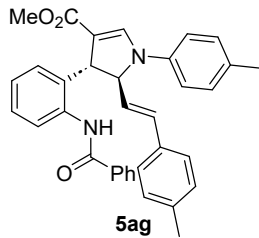


CDCl₃, 126 MHz
¹³C{¹H} NMR

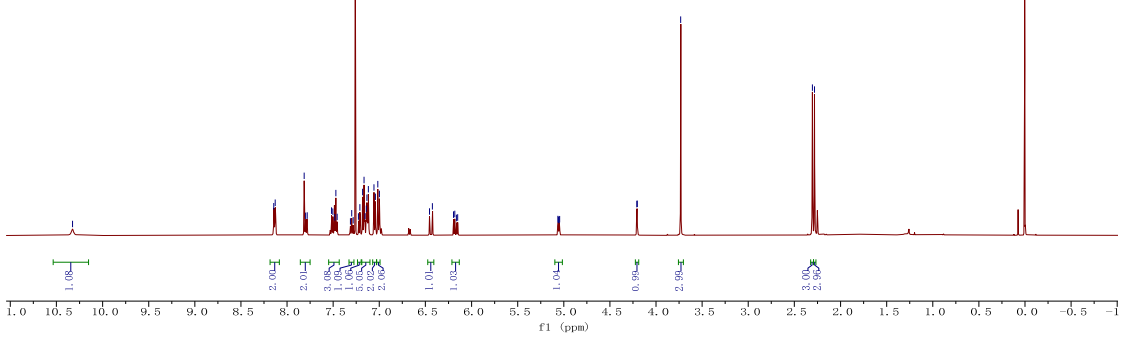


lzy-598-1-re3.1.fid

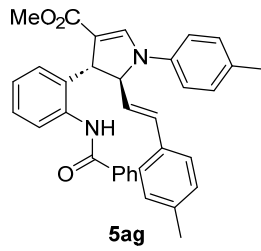
10.14
8.14
7.80
7.78
7.50
7.48
7.46
7.21
7.23
7.23
7.18
7.16
7.13
7.04
7.04
6.86
6.42
6.38
6.16
6.06
6.00
5.95
4.21
4.20
3.73
2.21
2.28



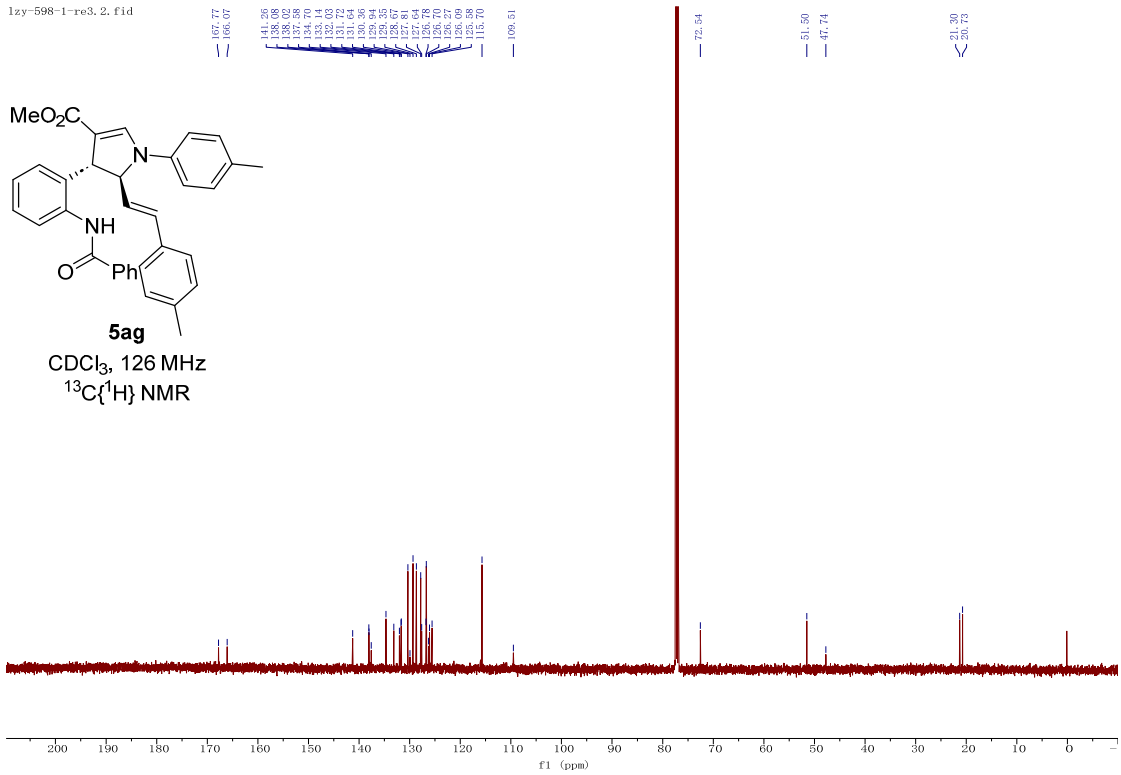
CDCl₃, 500 MHz
¹H NMR



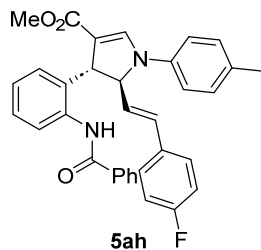
lzy-598-1-re3.2.fid



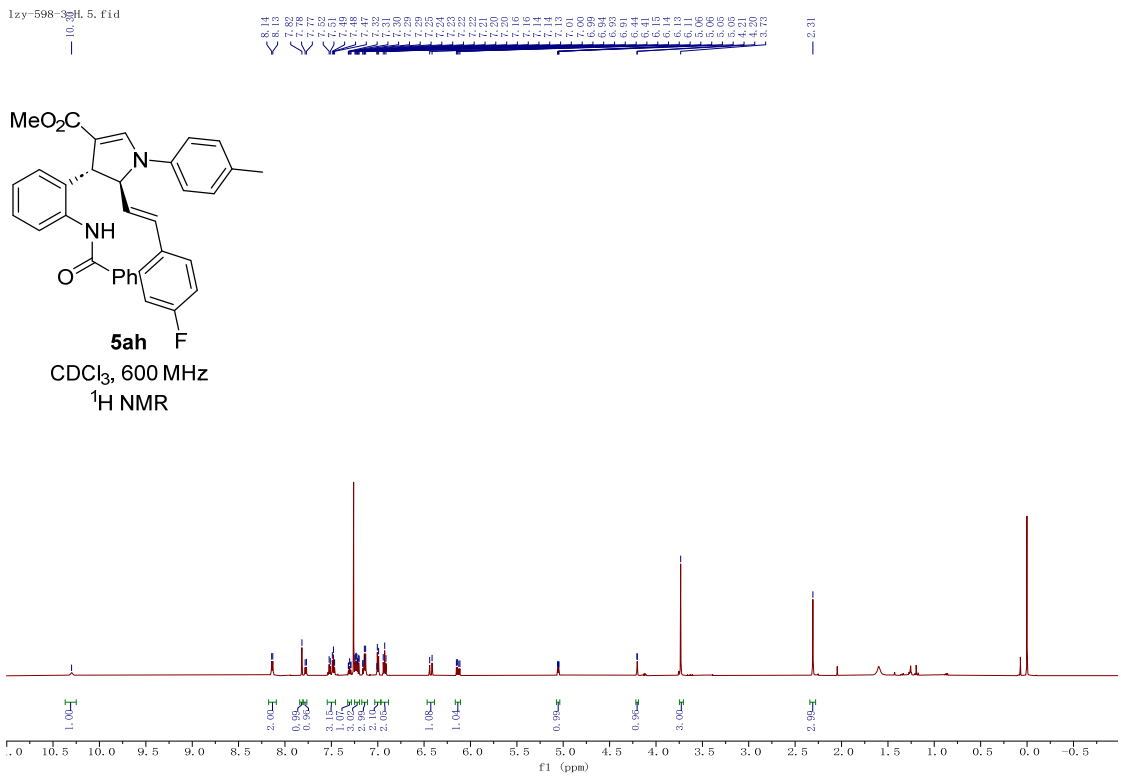
CDCl₃, 126 MHz
¹³C{¹H} NMR



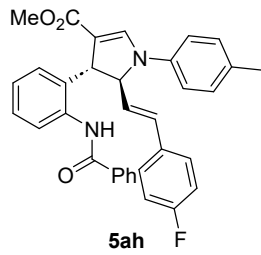
lzy-598-3-re1.5.fid



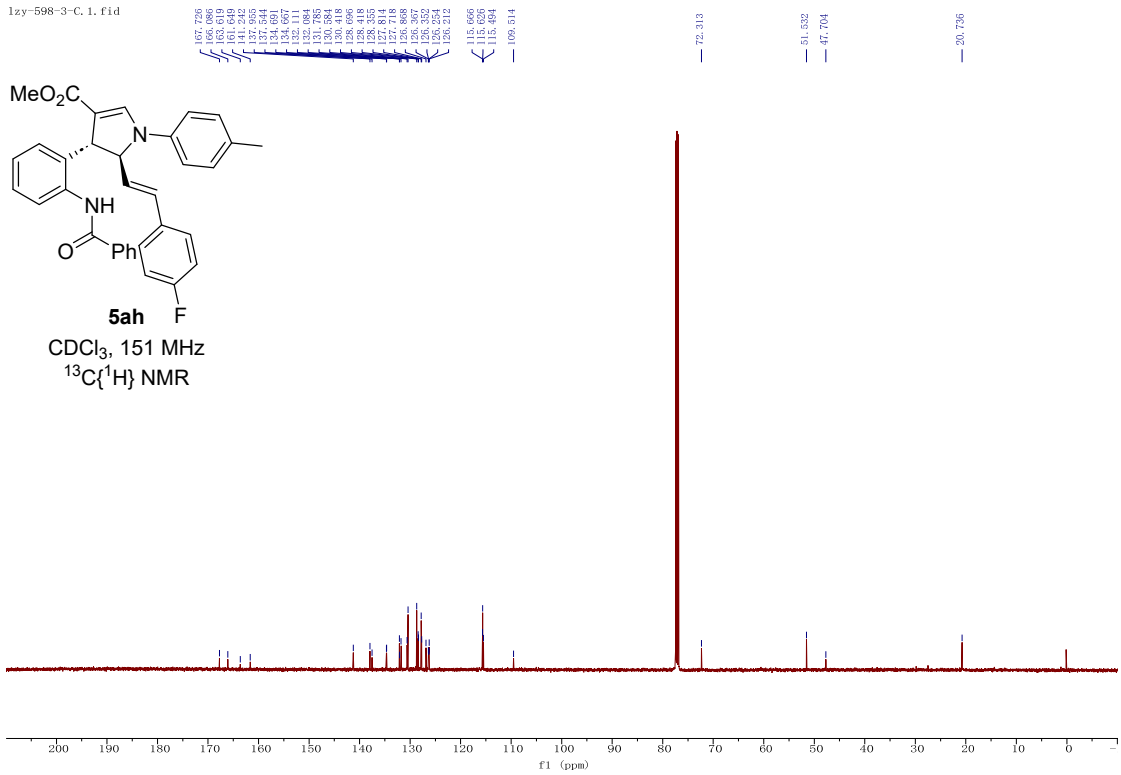
CDCl₃, 600 MHz
¹H NMR



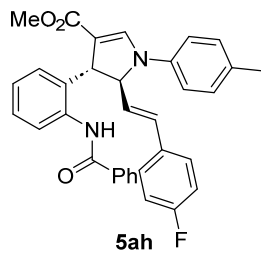
lzy-598-3-C.1.fid



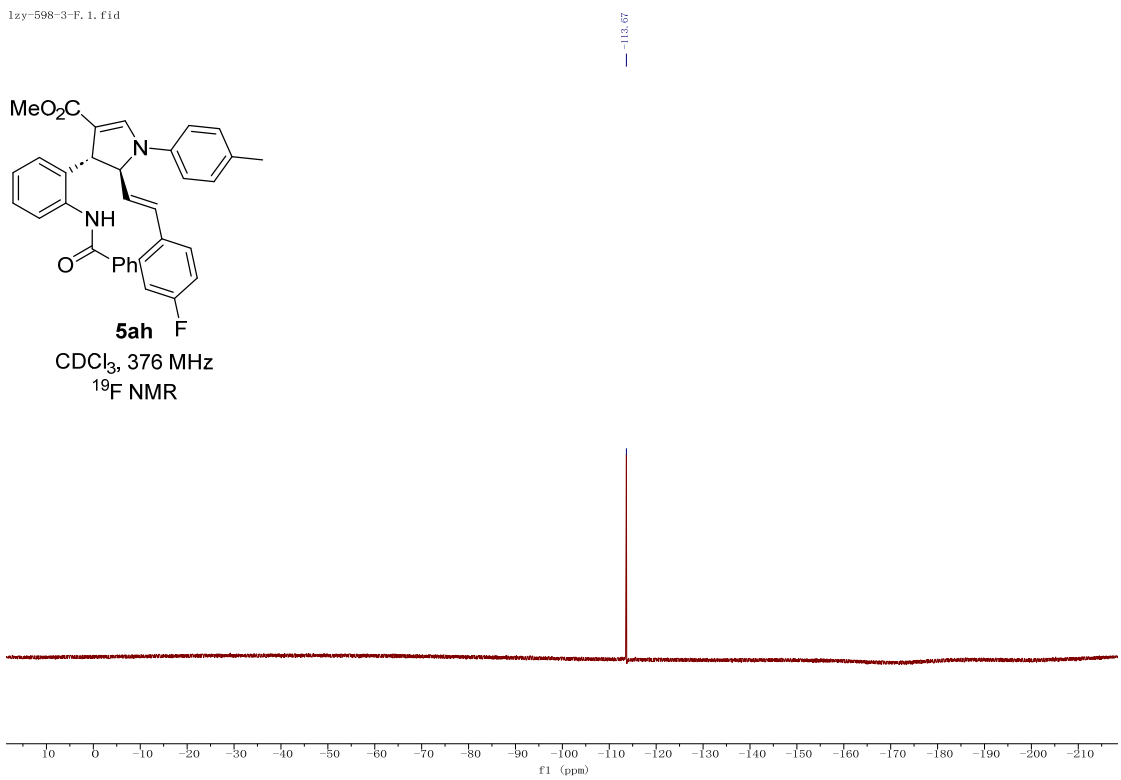
CDCl₃, 151 MHz
¹³C{¹H} NMR



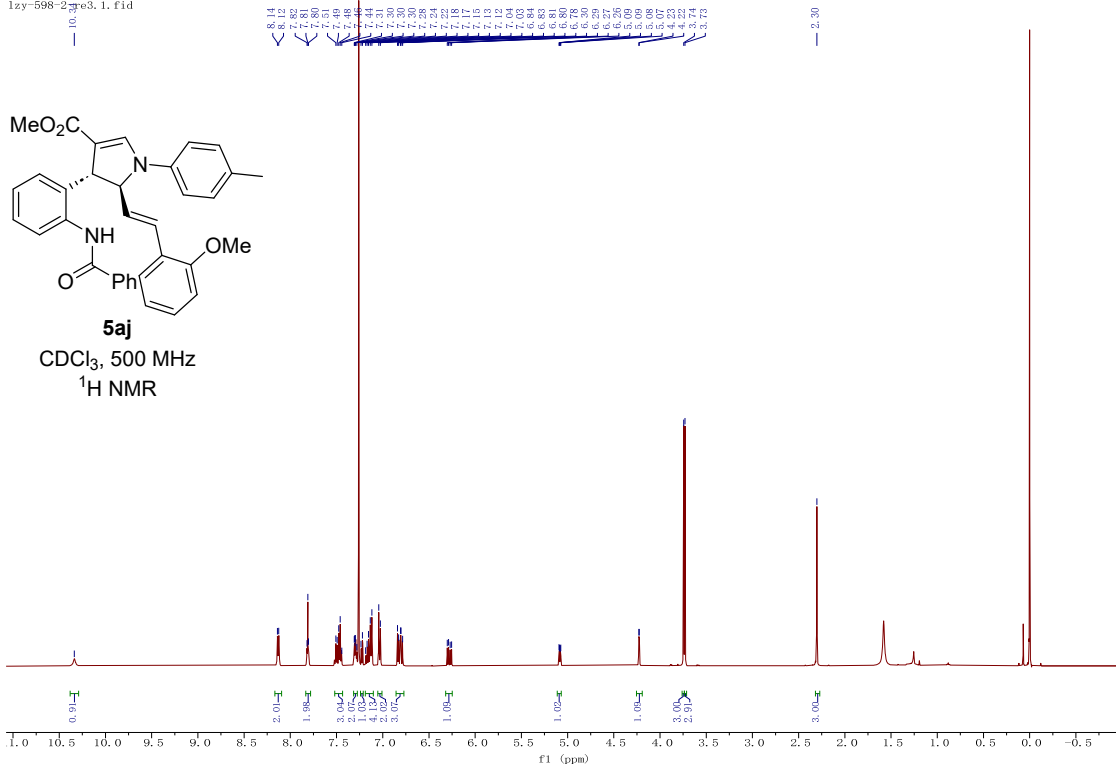
lzy-598-3-F.1.fid



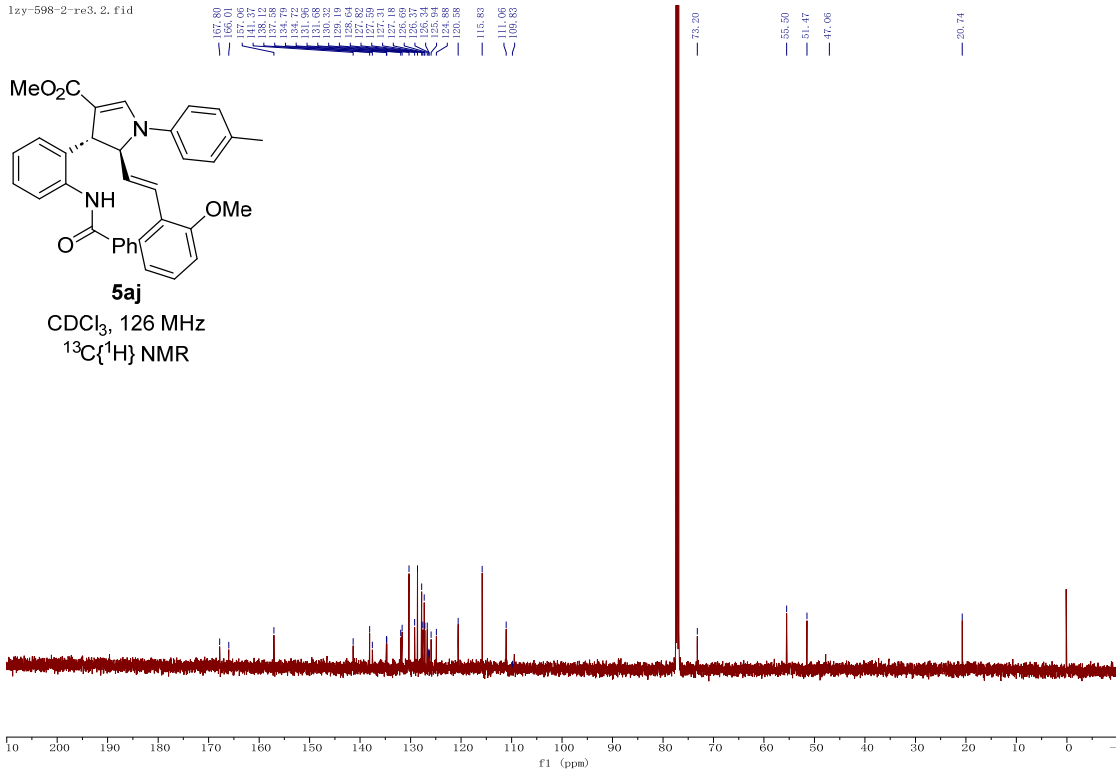
CDCl₃, 376 MHz
¹⁹F NMR



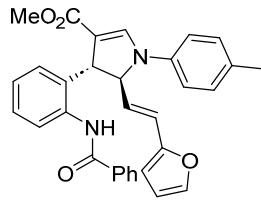
lzy-598-2-re3.1.fid



lzy-598-2-re3.2.fid

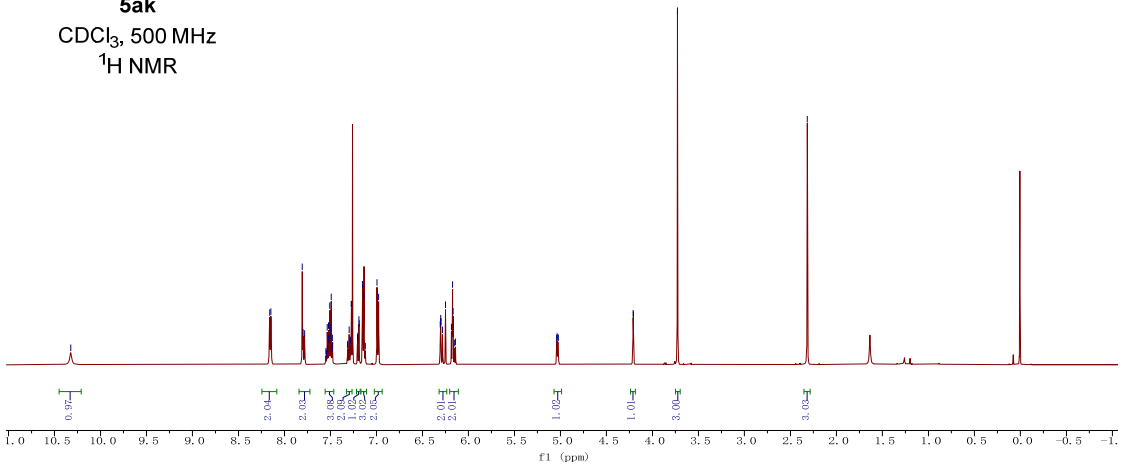


lzy-596-5-re3.1.fid

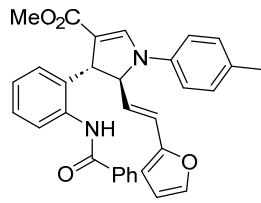


5ak

CDCl₃, 500 MHz
¹H NMR



lzy-596-5-re3.2.fid



5ak

CDCl₃, 126 MHz
¹³C{¹H} NMR

