

Supporting Information

Efficient H₂O₂ Production from SrTiO₃-based Thermoelectrocatalyst for Harvesting Low-Grade Waste Heat

Qian Yang,^{‡ab} Yuheng Gu,^{‡a} Yucen Liu,^{‡a} Xin Wang,^c Shun Li,^a Jianming Zhang,^a Weishu Liu,^{*d} Long Zhang^{*a} and Yuqiao Zhang^{*a}

a. Institute of Quantum and Sustainable Technology (IQST), School of Chemistry and Chemical Engineering, Jiangsu University, Zhenjiang, Jiangsu, 212013 China.

E-mail: yuqiaozhang@ujs.edu.cn (Y.Q. Zhang), longzhang@ujs.edu.cn (L. Zhang)

b. Foshan (Southern China) Institute for New Materials, 528200, Foshan, Guangdong, China

c. Public Experiment and Service Center, Jiangsu University, Zhenjiang, Jiangsu, 212013 China.

d. Department of Materials Science and Engineering, Southern University of Science and Technology, Shenzhen, 518055, China

E-mail: liuws@sustech.edu.cn (W. Liu)

[‡] Q. Yang, Y. Gu, and Y. Liu contributed equally to this work.

Sample preparation

All catalyst powders were synthesized by the solid-phase reaction method at 1100 °C for 3 hours. Prior to calcination, stoichiometrically weighed SrCO₃, TiO₂ and Nb₂O₃ powders (99.99%, Aladdin Co. Ltd.) were mixed via a wet ball milling process at 300 rpm for 12 hours with ethanol as the medium, followed by drying at 70 °C. To induce oxygen vacancies, the resulting pure SrTiO₃ powders were annealed at 800 °C under a flow of mixed H₂/Ar gas (5% H₂ and 95% Ar). The electron doping concentration was adjusted by varying the annealing duration to 9, 12, and 21 hours (hereafter denoted as STO-Ov1, STO-Ov2, and STO-Ov3). In case of Nb substituted SrTiO₃ powders, 2 mol%, 5 mol% and 10 mol% of Nb substitution at the Ti site was applied (SrTi_{1-x}Nb_xO₃, $x = 0.02, 0.05, 0.1$, hereafter denoted as STNO-0.02, STNO-0.05, and STNO-0.1).

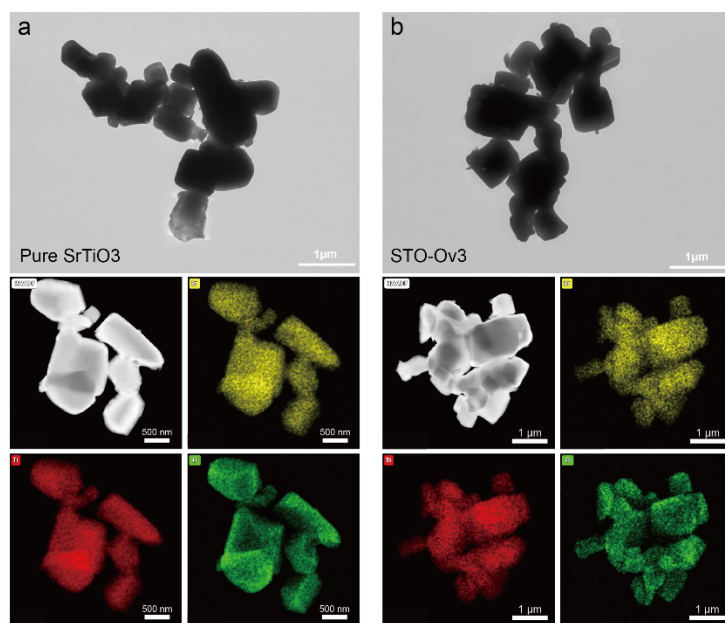


Figure S1. Transmission electron microscopy (TEM) images of SrTiO₃ powders before (a) and after (b) post-annealing.

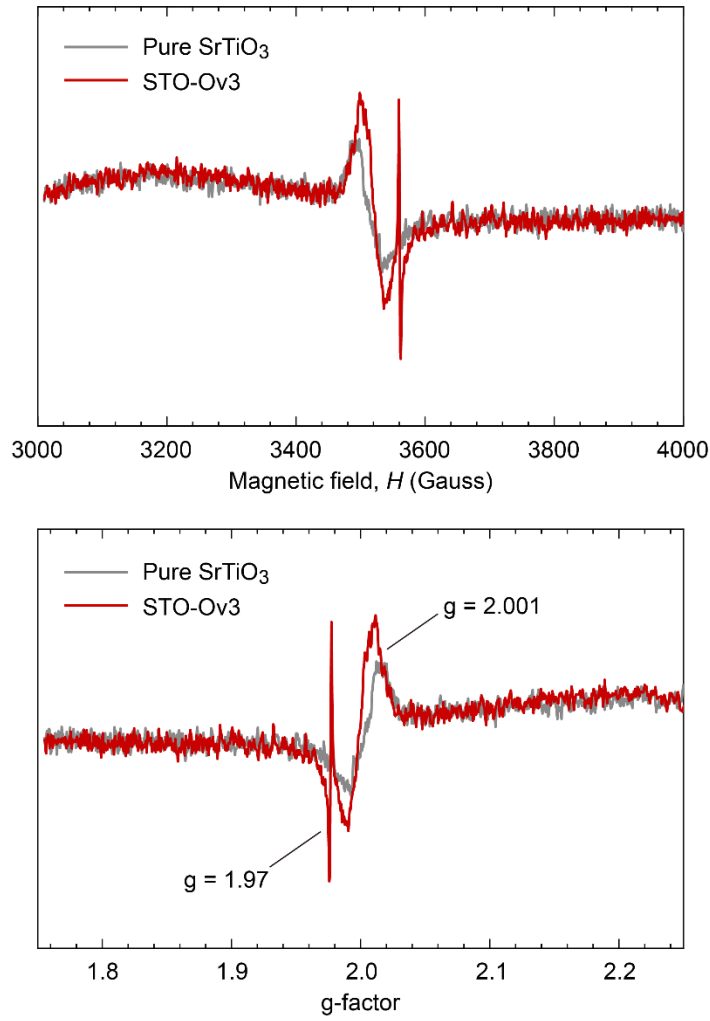


Figure S2. Electron paramagnetic resonance (EPR) spectra of pure SrTiO₃ and STO-Ov3 samples. EPR signals attributed to oxygen vacancy and Ti³⁺ can be detected at $g = 2.001$ and 1.97 .

Fig. S2 shows the electron paramagnetic resonance (EPR) results of pure SrTiO₃ and STO-Ov3 samples. The g factor can be calculated by following relations from magnetic field (H),

$$g = hv / \beta H$$

where h is Plank constant ($= 6.63 \times 10^{-34}$ J s), v is frequency, β is Bohr magneton (9.27×10^{-24} A m²) and H is magnetic field strength.

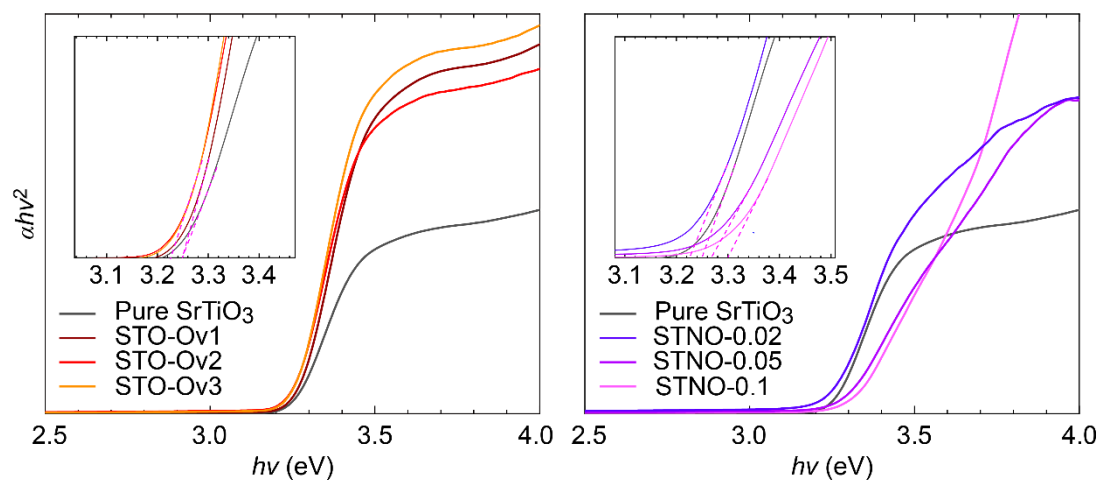


Figure S3. Solid UV characterization of SrTiO₃ powders with different oxygen vacancies (Pure-STO, STO-Ov1, STO-Ov2 and STO-Ov3) and Nb substitutions (2 mol%, 5 mol% and 10 mol% substitutions abbreviated as STNO-0.02, STNO-0.05 and STNO-0.1, respectively). All the samples show an almost constant optical band gap of ~3.2 eV, corresponding to the pristine SrTiO₃.

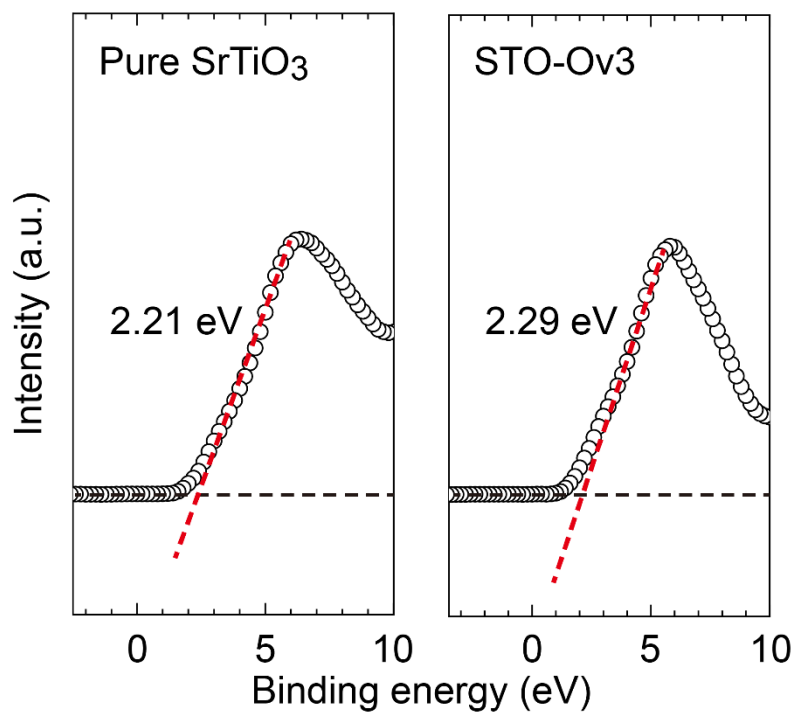


Figure S4. XPS valence band spectra of pure SrTiO₃ and STO-Ov3 powders. The valence band energies are measured to be 2.21 eV for pure SrTiO₃ and 2.29 eV for STO-Ov3, showing minimal variation between these two samples.

Table S1. Specific area and porosity of electron doped SrTiO₃ powders.

Sample No.	Specific area (m ² g ⁻¹)
Pure-SrTiO ₃	13.57
STO-Ov1	11.93
STO-Ov2	12.08
STO-Ov3	13.63
STNO-0.02	6.87
STNO-0.05	13.99
STNO-0.1	8.11

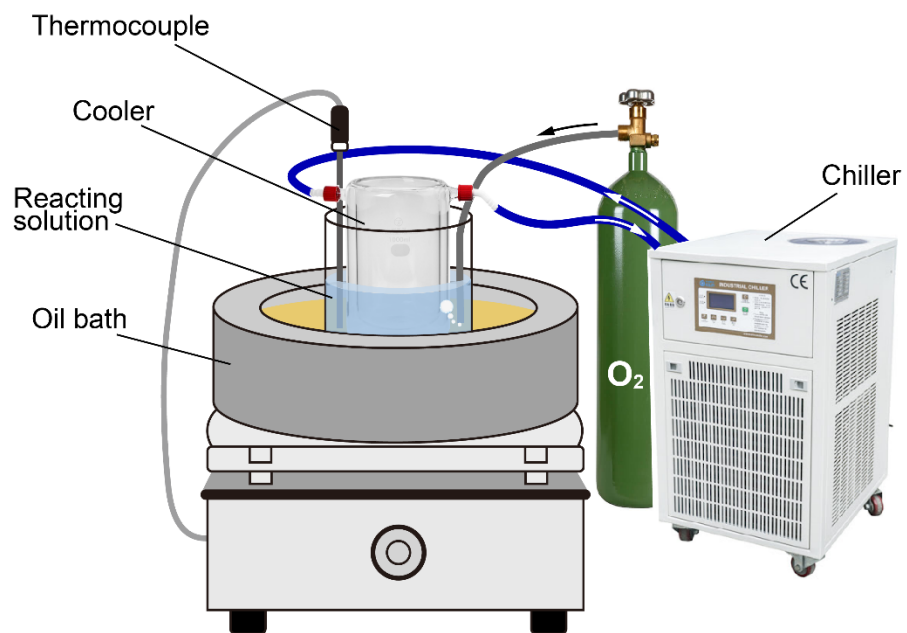


Figure S5. Schematic illustration of the custom-designed thermoelectrocatalytic (TECatal) reactor.

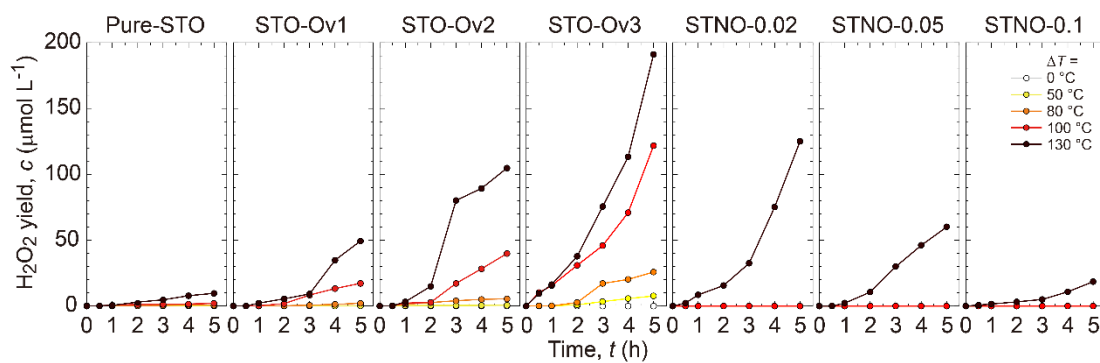


Figure S6. Time-dependent TECatal H₂O₂ production rate of SrTiO₃ powders with different oxygen vacancies (Pure-STO, STO-Ov1, STO-Ov2 and STO-Ov3) and Nb substitutions (2 mol%, 5 mol% and 10 mol% substitutions abbreviated as STNO-0.02, STNO-0.05 and STNO-0.1, respectively) at the temperature gradient (ΔT) ranging from 0 to 130 °C.

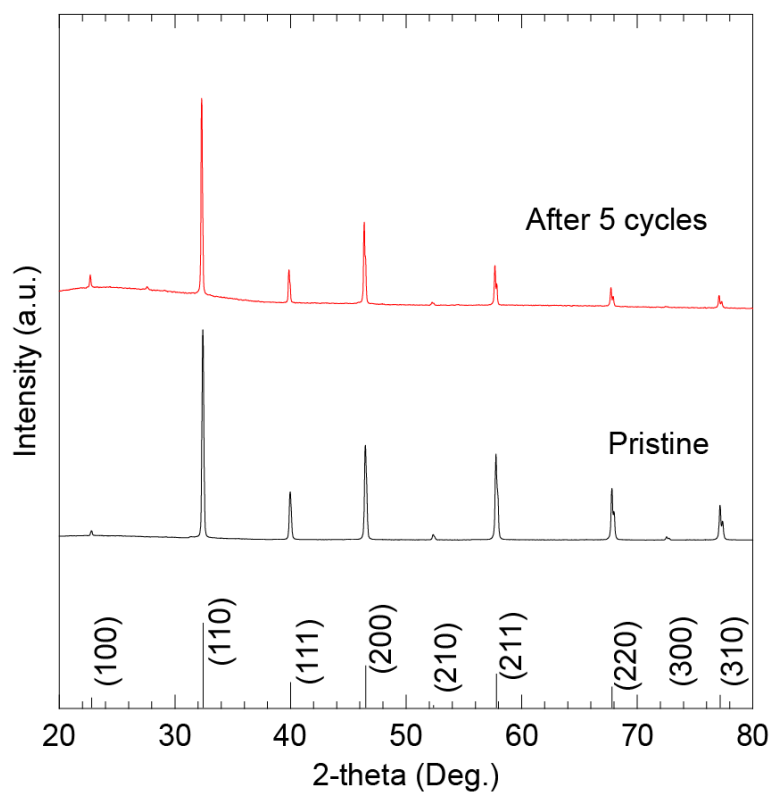


Figure S7. X-ray diffraction (XRD) patterns of oxygen vacancy doped SrTiO₃ powders before and after 5 cycles' thermoelectrocatalysis (TECatal). No obvious phase change can be detected suggesting a good composition stability of SrTiO₃ powders.

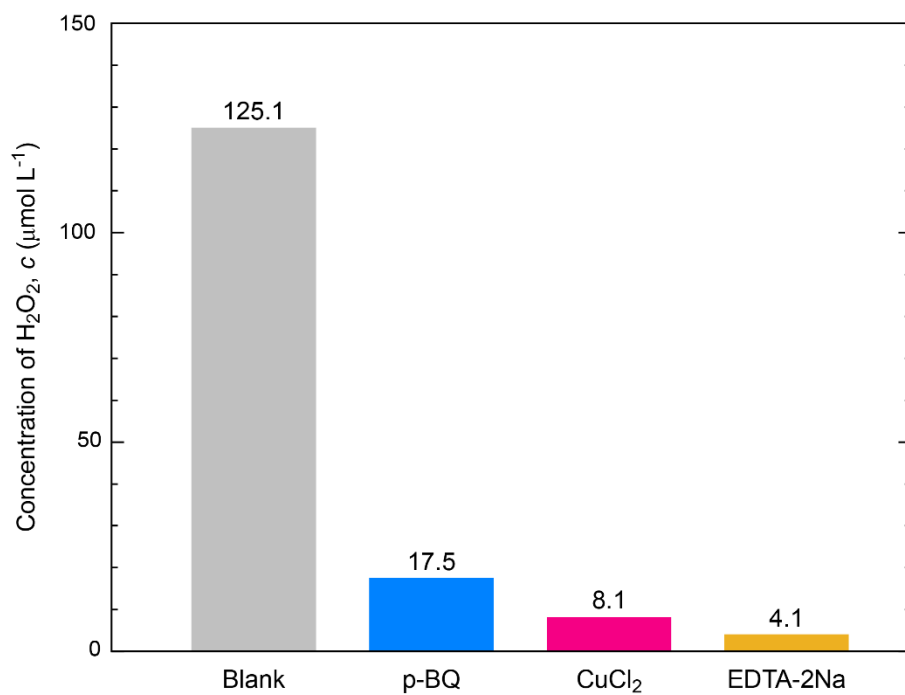


Figure S8. H₂O₂ yield of 2 mol% Nb substituted SrTiO₃ powder (STNO-0.02) with EDTA-2Na, CuCl₂ and p-benzoquinone (p-BQ) as hole scavenger, electron scavenger and superoxide ($\cdot\text{O}_2^-$) scavenger, respectively. Significant suppression of H₂O₂ production can be observed at the presence of scavengers.a