

Supporting Information

**A unified evaluation descriptor for  $\pi$ -bridges applied to  
metalloporphyrin derivatives**

Meng-Tian Han,<sup>a</sup> Liu Wu,<sup>a</sup> Jian-Ping Wang,<sup>b</sup> Ming-Yue Sui<sup>\*a</sup> and Guang-Yan Sun <sup>\*a,c</sup>

<sup>a</sup> *Department of Chemistry, Faculty of Science, Yanbian University, Yanji, Jilin, 133002 China.*

*\*E-mail: mysui@ybu.edu.cn; gysun@ybu.edu.cn.*

<sup>b</sup> *Xi'an Key Laboratory of Advanced Photo-electronics Materials and Energy Conversion Device,  
Xijing University, Xi'an, Shaanxi, 710123, China.*

<sup>c</sup> *School of Applied Chemistry and Materials, Zhuhai College of Science and Technology, Zhuhai,  
Guangdong, 519041, China*

# S.1 Computational Details

## S.1.1 Reorganization Energy

As for total reorganization energy  $\lambda$ , it is decomposed into internal reorganization energy ( $\lambda_{\text{int}}$ ) and external reorganization energy ( $\lambda_{\text{ext}}$ ). And the  $\lambda_{\text{ext}}$  could be estimated to be 0.11 eV.[1] The  $\lambda_{\text{int}}$  can be approximated by:[2]

$$\lambda_{\text{int}} = \left[ E(A^-) - E(A) \right] + \left[ E^+(D) - E^+(D^+) \right] \quad (1)$$

among them,  $E(A^-)$  and  $E(A)$  are the energies of the neutral acceptor at the anionic and optimal ground-state geometries, respectively.  $E(D^+)$  and  $E^+(D^+)$  are the energies of the cation donor at the neutral and optimal cation geometries, respectively.

## S.1.2 Electronic Coupling

The generalized Mulliken-Hush (GMH) method was used to calculate the  $V_{\text{DA}}$  of D/A complex. And  $V_{\text{DA}}$  of two excited states can be expressed as:[3, 4]

$$V_{\text{DA}} = \frac{\mu_{\text{tr}} \Delta E}{\sqrt{(\Delta\mu)^2 + 4(\mu_{\text{tr}})^2}} \quad (2)$$

where  $\mu_{\text{tr}}$  is the average transition dipole moment,  $\Delta E$  corresponds to the vertical excitation energy, and  $\Delta\mu$  is the dipole moment difference between initial state  $S_0$  and final state  $S_n$ .

## S.1.3 Gibbs Free Energy Change

During the charge transfer process between the donor and acceptor interfaces, the Gibbs free energy change of charge transfer ( $\Delta G_{\text{CT}}$ ) and the Gibbs free energy change of charge recombination ( $\Delta G_{\text{CR}}$ ). The calculation of  $\Delta G_{\text{CR}}$  is as follows:[5]

$$\Delta G_{\text{CR}} = E_{\text{IP}}(D) - E_{\text{EA}}(A) \quad (3)$$

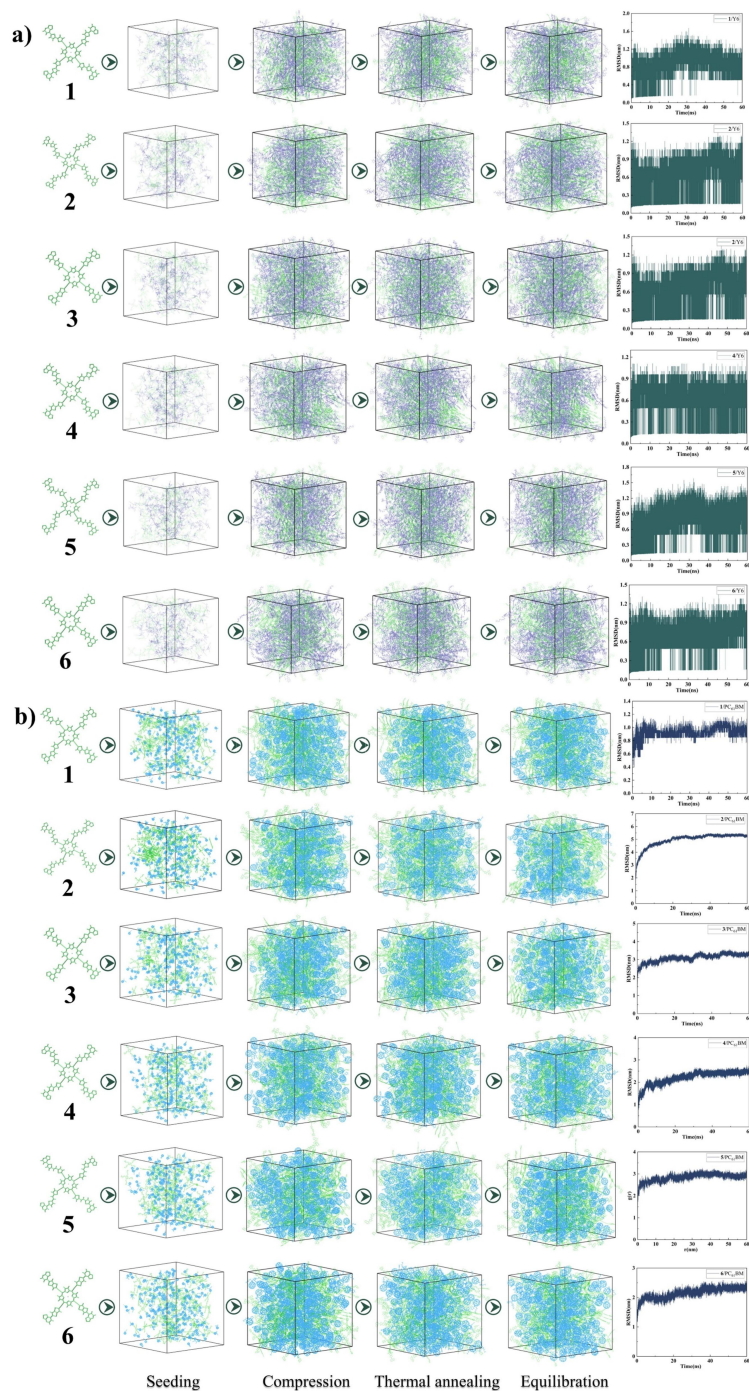
where  $E_{\text{IP}}(D)$  is the ionization potential of the donor, and  $E_{\text{EA}}(A)$  is the electron affinity energy of the acceptor, which could be approximated by the HOMO energy level of donor and the LUMO energy level of acceptor.  $\Delta G_{\text{CT}}$  could be expressed as:[5]

$$\Delta G_{\text{CT}} = -\Delta G_{\text{CR}} - \Delta E_{0-0} - E_{\text{b}} \quad (4)$$

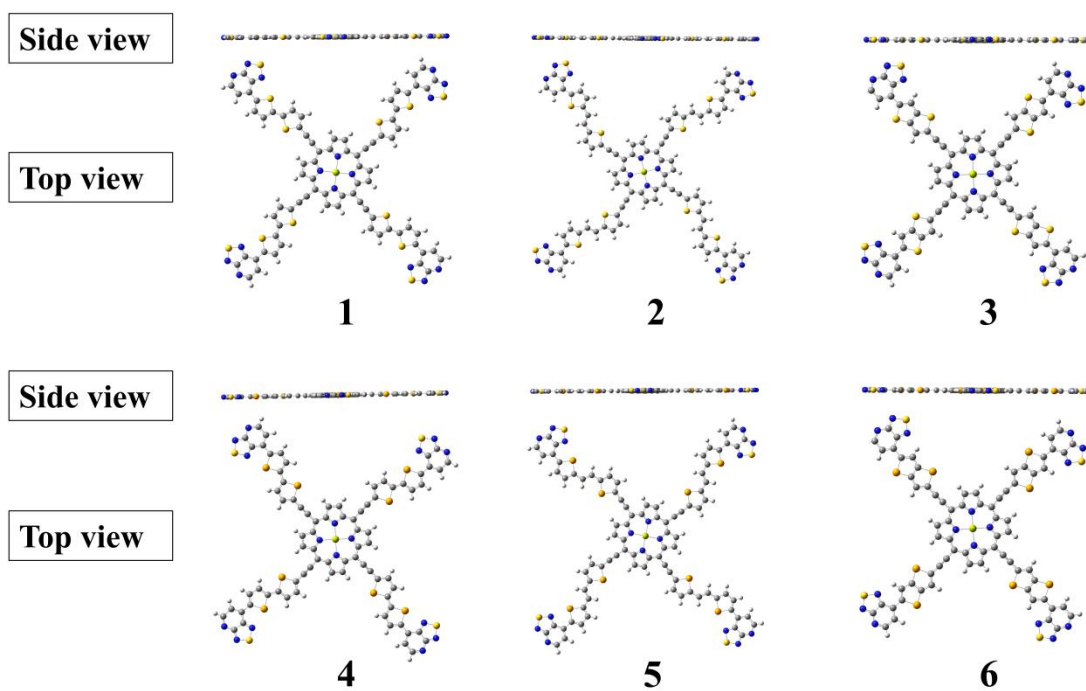
where  $\Delta E_{0-0}$  is the lowest excited state energy of the free-base donor, and  $E_{\text{b}}$  is the exciton binding energy.

## S.2 Tables and Figures

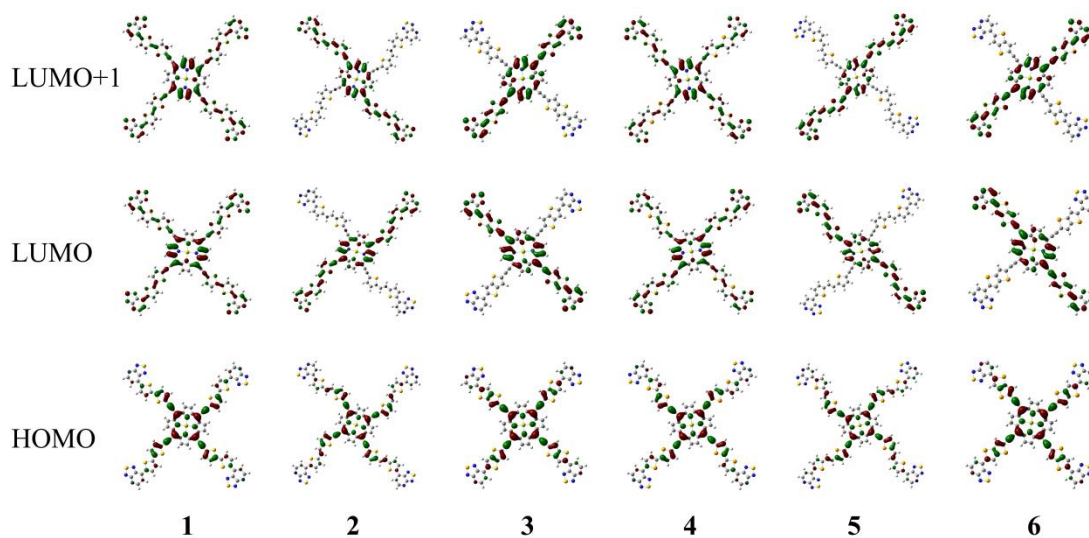
### Figures:



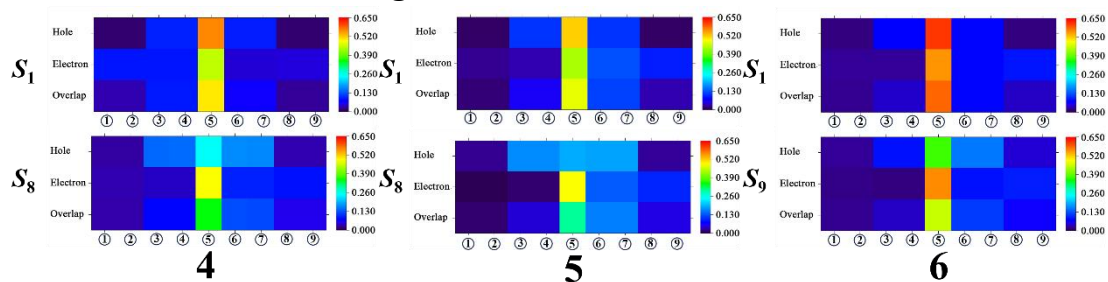
**Fig. S1** In the process of molecular dynamics simulation for a) 1/Y6 ~ 6/Y6 b) 1/PC<sub>61</sub>BM ~ 6/PC<sub>61</sub>BM, the snapshot of molecular structure, energy minimization, NPT ensemble and finished product simulation, and the plot of root mean square deviation (RMSD) of MD simulation.



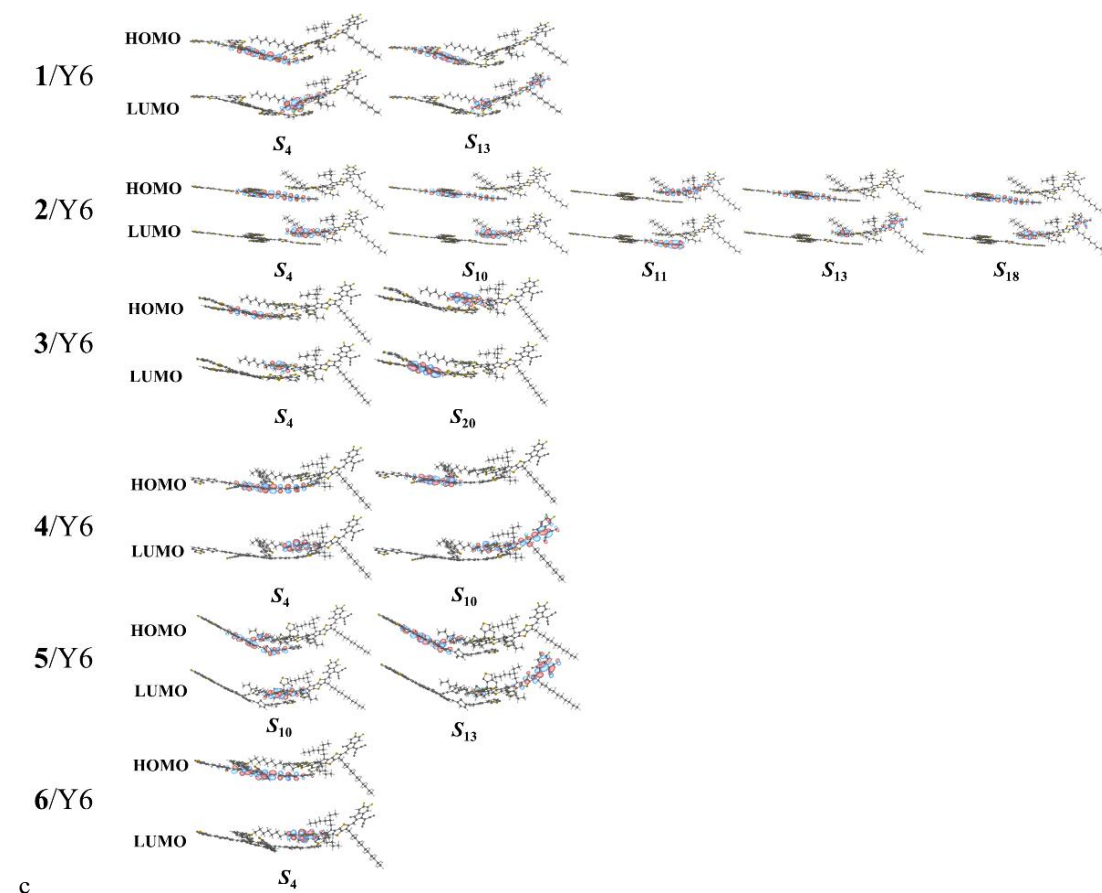
**Fig. S2** Optimized ground state molecular geometry using the B3LYP/6-31G(d) method.



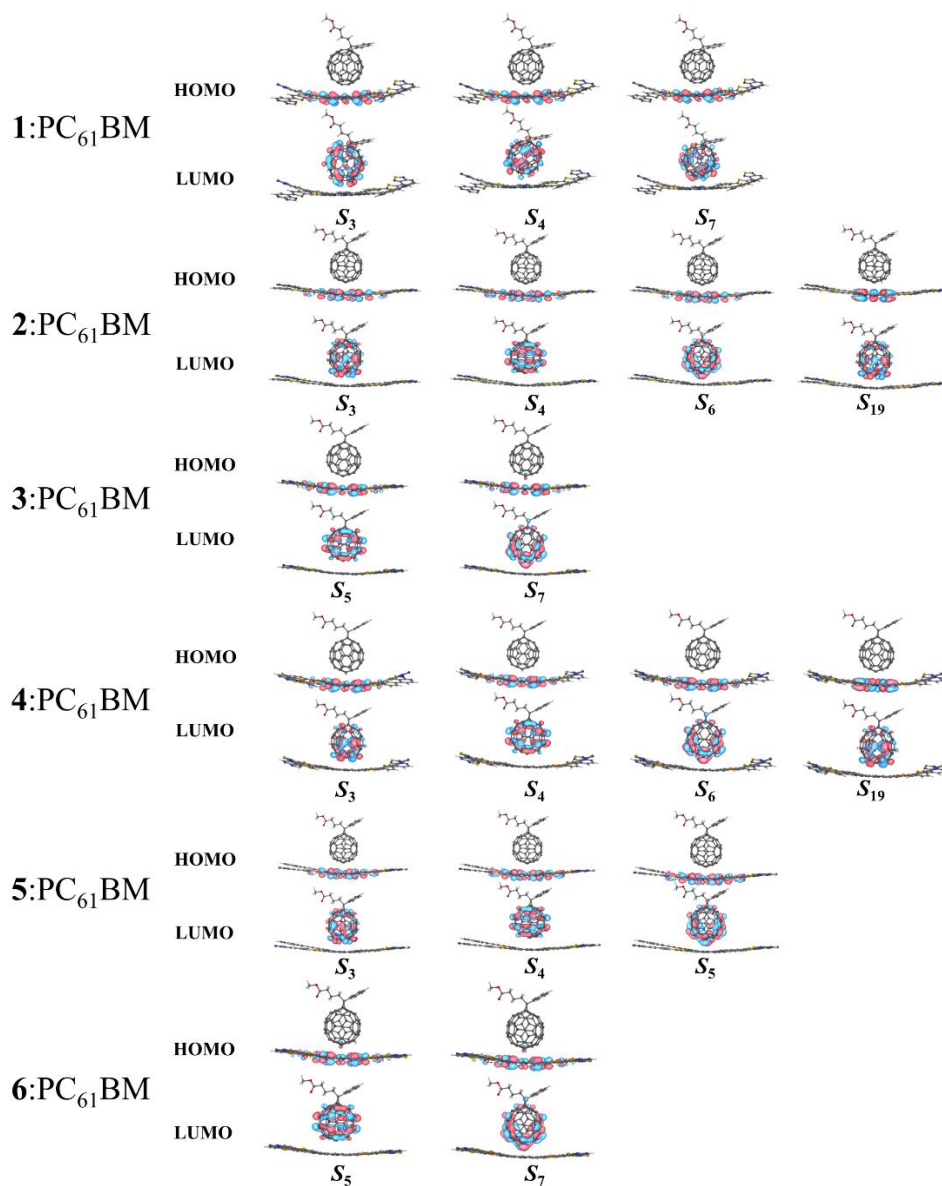
**Fig. S3** The FMOs of the 1~6.



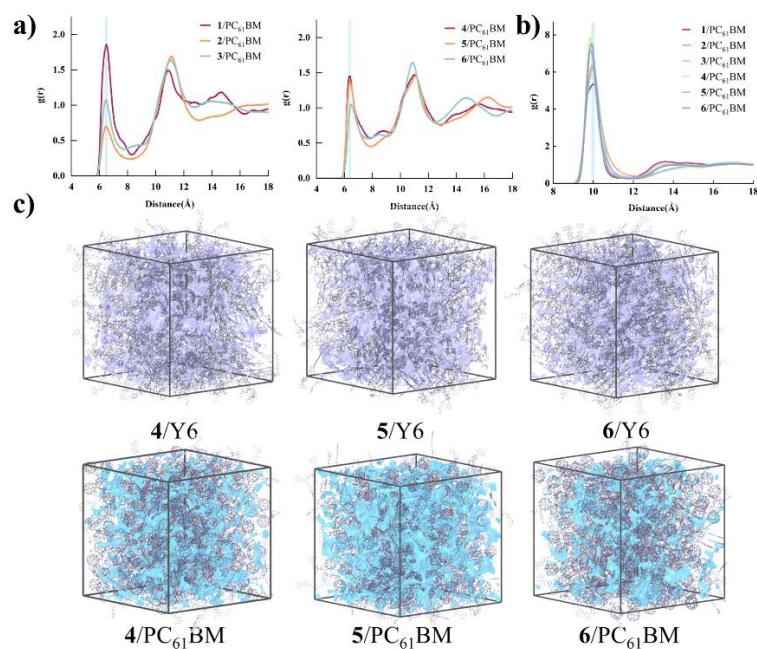
**Fig. S4** Part of heat maps associated with the major excited states for the composition of fragments in the hole and electron. (The horizontal coordinate represents the fragments number)



**Fig. S5** Charge density difference maps of inter-CT excited states for 1 ~ 6/Y6 heterojunctions, where the red and blue colors stand for the increase and decrease in electron density, respectively.



**Fig. S6** Charge density difference maps of inter-CT excited states for 1 ~ 6/PC<sub>61</sub>BM heterojunctions.



**Fig. S7** (a) The COM RDFs of the distances for 1/PC<sub>61</sub>BM ~ 6/ PC<sub>61</sub>BM interfaces. (b) COM RDFs of C<sub>60</sub>/C<sub>60</sub> interfaces. (c) The free region in the systems simulated by molecular dynamics, isosurface = 0.5.

## Tables:

**Table S1** The HOMO and LUIMO contribution of 1 ~ 6.

	Energy level	Fragment A	Fragment $\pi$	Fragment D
<b>1</b>	HOMO	5.42%	37.44%	57.14%
	LUMO	28.62%	25.50%	45.87%
<b>2</b>	HOMO	4.20%	42.80%	53.00%
	LUMO	20.61%	31.97%	47.42%
<b>3</b>	HOMO	8.03%	31.41%	60.56%
	LUMO	26.42%	20.08%	53.49%
<b>4</b>	HOMO	5.78%	38.80%	55.41%
	LUMO	30.82%	27.85%	41.31%
<b>5</b>	HOMO	4.79%	44.19%	51.02%
	LUMO	27.31%	33.26%	39.44%
<b>6</b>	HOMO	8.11%	32.18%	59.70%
	LUMO	26.43%	21.62%	51.94%

**Table S2** The value of FMO energy levels (eV), energy driving force  $\Delta E_{H-H}/\Delta E_{L-L}$  (eV), and open-circuit voltage  $V_{OC}$  (eV) for the **1**/PC<sub>61</sub>BM ~ **6**/PC<sub>61</sub>BM.

	HOMO	LUMO	$\Delta E_{H-H}$	$\Delta E_{L-L}$	$V_{OC}$
<b>1</b>	-4.92	-3.20	0.91	0.71	0.71
<b>2</b>	-4.90	-3.22	0.93	0.69	0.69
<b>3</b>	-5.10	-3.32	0.73	0.59	0.89
<b>4</b>	-4.89	-3.23	0.94	0.68	0.68
<b>5</b>	-4.82	-3.21	1.01	0.70	0.61
<b>6</b>	-5.07	-3.32	0.76	0.59	0.86
PC <sub>61</sub> BM	-5.83	-3.91	—	—	—

**Table S3** The excitation energy  $E$  (eV), the oscillator strength  $f$  and the main transition components of **1** ~ **6**.

	$E(\lambda)$	$f$	Composition <sup>a</sup>
<b>1</b>	$S_1$ 1.51(819.30)	1.4834	H→L(94.9%)
	$S_9$ 2.16(573.39)	1.6312	H-3→L(86.4%), H-4→L(5.9%)
	$S_{13}$ 2.36(524.33)	0.5021	H-4→L(37.5%), H-4→L+1(19.5%), H-1→L+2(16.5%), H-3→L(6.9%)
<b>2</b>	$S_1$ 1.47(841.60)	1.7746	H→L(93.8%)
	$S_8$ 2.04(608.12)	1.6045	H-1→L(91.7%)
	$S_{13}$ 2.29(541.49)	0.8182	H-2→L+2(49.9%), H-4→L(29.8%)
<b>3</b>	$S_1$ 1.57(789.96)	1.3238	H→L(83.6%), H→L+1(9.8%)
	$S_9$ 2.30(538.45)	1.7934	H-4→L(74.1%), H-1→L+1(13.0%)
<b>4</b>	$S_1$ 1.46(848.57)	1.5617	H→L(90.8%), H→L+1(5.1%)
	$S_8$ 2.09(592.57)	1.5623	H-3→L(86.1%)
	$S_{13}$ 2.30(538.36)	0.5361	H-1→L+2(36.9%), H-4→L+1(30.2%), H-4→L(12.2%)
<b>5</b>	$S_1$ 1.41(878.14)	1.8379	H→L(88.4%), H→L+1(7.8%)
	$S_8$ 1.96(633.45)	1.5139	H-1→L(91.2%)



	$S_{13}$	2.18(568.27)	0.4867	H-2→L+2(86.0%), H-4→L+1(6.5%)
<b>6</b>	$S_1$	1.54(803.74)	1.3581	H→L(89.8%)
	$S_9$	2.27(546.40)	1.7296	H-4→L(77.9%), H-1→L+1(10.6%)

<sup>a</sup>H and L represent HOMO and LUMO, respectively.

**Table S4** Charger transfer and electron redistribution for the difference fragments.

	charger transfer	electron redistribution	charger transfer	electron redistribution
<b>1</b>	A(1): 0.05018	A(1): 0.00076	<b>4</b>	A(1): 0.07617
	A(2): 0.05018	A(2): 0.00076		A(2): 0.07617
	$\pi$ (1): -0.02806	$\pi$ (1): 0.00542		$\pi$ (1): -0.00583
	$\pi$ (2): -0.02806	$\pi$ (2): 0.00542		$\pi$ (2): -0.00582
	D: -0.08502	D: 0.30231		D: -0.11708
	$\pi$ (3): -0.02804	$\pi$ (3): 0.00544		$\pi$ (3): -0.04574
	$\pi$ (4): -0.02805	$\pi$ (4): 0.00544		$\pi$ (4): -0.04574
	A(3): 0.04924	A(3): 0.00076		A(3): 0.03393
	A(4): 0.04924	A(4): 0.00076		A(4): 0.03393
<b>2</b>	A(1): 0.05401	A(1): 0.00064	<b>5</b>	A(1): -0.01370
	A(2): 0.05401	A(2): 0.00064		A(2): -0.01370
	$\pi$ (1): 0.00502	$\pi$ (1): 0.01126		$\pi$ (1): -0.07155
	$\pi$ (2): 0.00502	$\pi$ (2): 0.01126		$\pi$ (2): -0.07155
	D: -0.03165	D: 0.28726		D: -0.08453
	$\pi$ (3): -0.05851	$\pi$ (3): 0.00435		$\pi$ (3): 0.01696
	$\pi$ (4): -0.05851	$\pi$ (4): 0.00435		$\pi$ (4): 0.01696
	A(3): 0.01530	A(3): 0.00022		A(3): 0.08315
	A(4): 0.01530	A(4): 0.00022		A(4): 0.08315
<b>3</b>	A(1): 0.05906	A(1): 0.00129	<b>6</b>	A(1): 0.00947
	A(2): 0.05906	A(2): 0.00129		A(2): 0.00947
	$\pi$ (1): -0.01053	$\pi$ (1): 0.00440		$\pi$ (1): -0.05105
	$\pi$ (2): -0.01053	$\pi$ (2): 0.00440		$\pi$ (2): -0.05105
	D: -0.05558	D: 0.37759		D: -0.06126
				D: 0.35825

$\pi(3)$ : -0.04140	$\pi(3)$ : 0.00228	$\pi(3)$ : 0.00102	$\pi(3)$ : 0.00557
$\pi(4)$ : -0.04140	$\pi(4)$ : 0.00228	$\pi(4)$ : 0.00102	$\pi(4)$ : 0.00557
A(3): -0.02065	A(3): 0.00064	A(3): 0.07119	A(3): 0.00155
A(4): -0.02065	A(4): 0.00064	A(4): 0.07119	A(4): 0.00155

**Table S5** Net electrons transferred between the fragments.

		Net			Net
<b>1</b>	A(1) $\rightarrow$ $\pi$ (1)	-0.00480	<b>4</b>	A(1) $\rightarrow$ $\pi$ (1)	-0.00723
	A(1) $\rightarrow$ $\pi$ (2)	-0.00480		A(1) $\rightarrow$ $\pi$ (2)	-0.00723
	A(1) $\rightarrow$ D	-0.03084		A(1) $\rightarrow$ D	-0.04539
	A(1) $\rightarrow$ $\pi$ (3)	-0.00485		A(1) $\rightarrow$ $\pi$ (3)	-0.00764
	A(1) $\rightarrow$ $\pi$ (4)	-0.00485		A(1) $\rightarrow$ $\pi$ (4)	-0.00764
	A(1) $\rightarrow$ A(3)	-0.00002		A(1) $\rightarrow$ A(3)	-0.00052
	A(1) $\rightarrow$ A(4)	-0.00002		A(1) $\rightarrow$ A(4)	-0.00052
	A(2) $\rightarrow$ $\pi$ (1)	-0.00480		A(2) $\rightarrow$ $\pi$ (1)	-0.00723
	A(2) $\rightarrow$ $\pi$ (2)	-0.00480		A(2) $\rightarrow$ $\pi$ (2)	-0.00723
	A(2) $\rightarrow$ D	-0.03084		A(2) $\rightarrow$ D	-0.04539
	A(2) $\rightarrow$ $\pi$ (3)	-0.00485		A(2) $\rightarrow$ $\pi$ (3)	-0.00764
	A(2) $\rightarrow$ $\pi$ (4)	-0.00485		A(2) $\rightarrow$ $\pi$ (4)	-0.00764
	A(2) $\rightarrow$ A(3)	-0.00002		A(2) $\rightarrow$ A(3)	-0.00052
	A(2) $\rightarrow$ A(4)	-0.00002		A(2) $\rightarrow$ A(4)	-0.00052
	$\pi$ (1) $\rightarrow$ D	0.00911		$\pi$ (1) $\rightarrow$ D	-0.00765
	$\pi$ (1) $\rightarrow$ $\pi$ (3)	-0.00005		$\pi$ (1) $\rightarrow$ $\pi$ (3)	-0.00376
	$\pi$ (1) $\rightarrow$ $\pi$ (4)	-0.00005		$\pi$ (1) $\rightarrow$ $\pi$ (4)	-0.00376
	$\pi$ (1) $\rightarrow$ A(3)	0.00473		$\pi$ (1) $\rightarrow$ A(3)	0.00326
	$\pi$ (1) $\rightarrow$ A(4)	0.00473		$\pi$ (1) $\rightarrow$ A(4)	0.00326
	$\pi$ (2) $\rightarrow$ D	0.00911		$\pi$ (2) $\rightarrow$ D	-0.00765
	$\pi$ (2) $\rightarrow$ $\pi$ (3)	-0.00005		$\pi$ (2) $\rightarrow$ $\pi$ (3)	-0.00376
	$\pi$ (2) $\rightarrow$ $\pi$ (4)	-0.00005		$\pi$ (2) $\rightarrow$ $\pi$ (4)	-0.00376
	$\pi$ (2) $\rightarrow$ A(3)	0.00473		$\pi$ (2) $\rightarrow$ A(3)	0.00326
	$\pi$ (2) $\rightarrow$ A(4)	0.00473		$\pi$ (2) $\rightarrow$ A(4)	0.00326

	$D \rightarrow \pi(3)$	-0.00952		$D \rightarrow \pi(3)$	-0.01551
	$D \rightarrow \pi(4)$	-0.00952		$D \rightarrow \pi(4)$	-0.01551
	$D \rightarrow A(3)$	0.03030		$D \rightarrow A(3)$	0.02101
	$D \rightarrow A(4)$	0.03030		$D \rightarrow A(4)$	0.02101
	$\pi(3) \rightarrow A(3)$	0.00477		$\pi(3) \rightarrow A(3)$	0.00372
	$\pi(3) \rightarrow A(4)$	0.00477		$\pi(3) \rightarrow A(4)$	0.00372
	$\pi(4) \rightarrow A(3)$	0.00477		$\pi(4) \rightarrow A(3)$	0.00371
	$\pi(4) \rightarrow A(4)$	0.00477		$\pi(4) \rightarrow A(4)$	0.00371
<b>2</b>	$A(1) \rightarrow \pi(1)$	-0.00555	<b>5</b>	$A(1) \rightarrow \pi(1)$	-0.00217
	$A(1) \rightarrow \pi(2)$	-0.00555		$A(1) \rightarrow \pi(2)$	-0.00217
	$A(1) \rightarrow D$	-0.03013		$A(1) \rightarrow D$	-0.00810
	$A(1) \rightarrow \pi(3)$	-0.00606		$A(1) \rightarrow \pi(3)$	-0.00133
	$A(1) \rightarrow \pi(4)$	-0.00606		$A(1) \rightarrow \pi(4)$	-0.00133
	$A(1) \rightarrow A(3)$	-0.00034		$A(1) \rightarrow A(3)$	-0.00070
	$A(1) \rightarrow A(4)$	-0.00034		$A(1) \rightarrow A(4)$	0.00070
	$A(2) \rightarrow \pi(1)$	-0.00555		$A(2) \rightarrow \pi(1)$	-0.00217
	$A(2) \rightarrow \pi(2)$	-0.00555		$A(2) \rightarrow \pi(2)$	-0.00217
	$A(2) \rightarrow D$	-0.03013		$A(2) \rightarrow D$	-0.00810
	$A(2) \rightarrow \pi(3)$	-0.00606		$A(2) \rightarrow \pi(3)$	-0.00133
	$A(2) \rightarrow \pi(4)$	-0.00606		$A(2) \rightarrow \pi(4)$	-0.00133
	$A(2) \rightarrow A(3)$	-0.00034		$A(2) \rightarrow A(3)$	0.00070
	$A(2) \rightarrow A(4)$	-0.00034		$A(2) \rightarrow A(4)$	0.00070
	$\pi(1) \rightarrow D$	-0.00605		$\pi(1) \rightarrow D$	0.02887
	$\pi(1) \rightarrow \pi(3)$	-0.00657		$\pi(1) \rightarrow \pi(3)$	0.00962
	$\pi(1) \rightarrow \pi(4)$	-0.00657		$\pi(1) \rightarrow \pi(4)$	0.00962
	$\pi(1) \rightarrow A(3)$	0.00154		$\pi(1) \rightarrow A(3)$	0.00955
	$\pi(1) \rightarrow A(4)$	0.00154		$\pi(1) \rightarrow A(4)$	0.00955
	$\pi(2) \rightarrow D$	-0.00605		$\pi(2) \rightarrow D$	0.02887
	$\pi(2) \rightarrow \pi(3)$	-0.00657		$\pi(2) \rightarrow \pi(3)$	0.00962
	$\pi(2) \rightarrow \pi(4)$	-0.00657		$\pi(2) \rightarrow \pi(4)$	0.00962
	$\pi(2) \rightarrow A(3)$	0.00154		$\pi(2) \rightarrow A(3)$	0.00955

	$\pi(2) \rightarrow A(4)$	0.00154		$\pi(2) \rightarrow A(4)$	0.00955
	$D \rightarrow \pi(3)$	-0.02909		$D \rightarrow \pi(3)$	0.01820
	$D \rightarrow \pi(4)$	-0.02909		$D \rightarrow \pi(4)$	0.01821
	$D \rightarrow A(3)$	0.00873		$D \rightarrow A(3)$	0.04483
	$D \rightarrow A(4)$	0.00873		$D \rightarrow A(4)$	0.04483
	$\pi(3) \rightarrow A(3)$	0.00208		$\pi(3) \rightarrow A(3)$	0.00891
	$\pi(3) \rightarrow A(4)$	0.00208		$\pi(3) \rightarrow A(4)$	0.00891
	$\pi(4) \rightarrow A(3)$	0.00208		$\pi(4) \rightarrow A(3)$	0.00891
	$\pi(4) \rightarrow A(4)$	0.00208		$\pi(4) \rightarrow A(4)$	0.00891
<b>3</b>	$A(1) \rightarrow \pi(1)$	-0.00442	<b>6</b>	$A(1) \rightarrow \pi(1)$	-0.00161
	$A(1) \rightarrow \pi(2)$	-0.00442		$A(1) \rightarrow \pi(2)$	-0.00161
	$A(1) \rightarrow D$	-0.03892		$A(1) \rightarrow D$	-0.00703
	$A(1) \rightarrow \pi(3)$	-0.00500		$A(1) \rightarrow \pi(3)$	-0.00068
	$A(1) \rightarrow \pi(4)$	-0.005000		$A(1) \rightarrow \pi(4)$	-0.00068
	$A(1) \rightarrow A(3)$	-0.00066		$A(1) \rightarrow A(3)$	0.00107
	$A(1) \rightarrow A(4)$	-0.00066		$A(1) \rightarrow A(4)$	0.00107
	$A(2) \rightarrow \pi(1)$	-0.00442		$A(2) \rightarrow \pi(1)$	-0.00161
	$A(2) \rightarrow \pi(2)$	-0.00442		$A(2) \rightarrow \pi(2)$	-0.00161
	$A(2) \rightarrow D$	-0.03892		$A(2) \rightarrow D$	-0.00703
	$A(2) \rightarrow \pi(3)$	-0.00500		$A(2) \rightarrow \pi(3)$	-0.00068
	$A(2) \rightarrow \pi(4)$	-0.00500		$A(2) \rightarrow \pi(4)$	-0.00068
	$A(2) \rightarrow A(3)$	-0.00066		$A(2) \rightarrow A(3)$	0.00107
	$A(2) \rightarrow A(4)$	-0.00066		$A(2) \rightarrow A(4)$	0.00107
	$\pi(1) \rightarrow D$	0.00278		$\pi(1) \rightarrow D$	0.02750
	$\pi(1) \rightarrow \pi(3)$	-0.00221		$\pi(1) \rightarrow \pi(3)$	0.00386
	$\pi(1) \rightarrow \pi(4)$	-0.00221		$\pi(1) \rightarrow \pi(4)$	0.00386
	$\pi(1) \rightarrow A(3)$	0.00166		$\pi(1) \rightarrow A(3)$	0.00631
	$\pi(1) \rightarrow A(4)$	0.00166		$\pi(1) \rightarrow A(4)$	0.00631
	$\pi(2) \rightarrow D$	0.00278		$\pi(2) \rightarrow D$	0.02750
	$\pi(2) \rightarrow \pi(3)$	-0.00221		$\pi(2) \rightarrow \pi(3)$	0.00386
	$\pi(2) \rightarrow \pi(4)$	-0.00221		$\pi(2) \rightarrow \pi(4)$	0.00386

$\pi(2)\rightarrow A(3)$	0.00166	$\pi(2)\rightarrow A(3)$	0.00631
$\pi(2)\rightarrow A(4)$	0.00166	$\pi(2)\rightarrow A(4)$	0.00631
$D\rightarrow\pi(3)$	-0.02257	$D\rightarrow\pi(3)$	0.00518
$D\rightarrow\pi(4)$	-0.02257	$D\rightarrow\pi(4)$	0.00518
$D\rightarrow A(3)$	0.01422	$D\rightarrow A(3)$	0.04592
$D\rightarrow A(4)$	0.01422	$D\rightarrow A(4)$	0.04592
$\pi(3)\rightarrow A(3)$	0.00221	$\pi(3)\rightarrow A(3)$	0.00526
$\pi(3)\rightarrow A(4)$	0.00221	$\pi(3)\rightarrow A(4)$	0.00526
$\pi(4)\rightarrow A(3)$	0.00221	$\pi(4)\rightarrow A(3)$	0.00526
$\pi(4)\rightarrow A(4)$	0.00221	$\pi(4)\rightarrow A(4)$	0.00526

**Table S6** Hole/electron composition of each fragments in **1** ~ **6**.

Fragments		Hole	Electron	Overlap	Fragments		Hole	Electron	Overlap
<b>1</b>	A(1)	$S_1$	1.22%	6.23%	2.75%	$S_9$	2.79%	4.81%	3.66%
	A(2)		1.22%	6.23%	2.75%		2.78%	4.81%	3.66%
	$\pi(1)$		8.89%	6.09%	7.36%		15.15%	4.87%	8.59%
	$\pi(2)$		8.89%	6.09%	7.36%		15.10%	4.87%	8.59%
	D		59.40%	50.90%	54.98%		25.82%	53.53%	37.18%
	$\pi(3)$		8.96%	6.07%	7.38%		16.14%	6.85%	10.51%
	$\pi(4)$		8.96%	6.07%	7.38%		16.12%	6.85%	10.51%
	A(3)		1.23%	6.15%	2.75%		3.05%	6.71%	4.52%
	A(4)		1.23%	6.15%	2.75%		3.05%	6.71%	4.52%
<b>2</b>	A(1)	$S_1$	0.99%	6.39%	2.52%	$S_8$	2.58%	6.68%	4.15%
	A(2)		0.99%	6.40%	2.52%		2.58%	6.68%	4.15%
	$\pi(1)$		10.36%	10.87%	10.61%		19.16%	11.63%	14.93%
	$\pi(2)$		10.36%	10.87%	10.61%		19.16%	11.63%	14.93%
	D		55.20%	52.04%	53.60%		19.58%	55.36%	32.92%
	$\pi(3)$		10.14%	4.29%	6.59%		16.37%	2.70%	6.65%
	$\pi(4)$		10.14%	4.29%	6.59%		16.36%	2.70%	6.64%
	A(3)		0.90%	2.43%	1.48%		2.10%	1.31%	1.66%
	A(4)		0.90%	2.43%	1.48%		2.10%	1.31%	1.66%

<b>3</b>	A(1)	$S_1$	1.70%	7.61%	3.60%	$S_9$	4.65%	9.59%	6.68%
	A(2)		1.70%	7.61%	3.60%		4.65%	9.59%	6.68%
	$\pi(1)$		7.18%	6.12%	6.63%		15.97%	7.56%	10.99%
	$\pi(2)$		7.18%	6.12%	6.63%		15.97%	7.56%	10.99%
	D		64.29%	58.73%	61.45%		38.34%	58.20%	47.24%
	$\pi(3)$		7.27%	3.13%	4.77%		7.96%	1.77%	3.75%
	$\pi(4)$		7.27%	3.13%	4.77%		7.96%	1.77%	3.75%
	A(3)		1.70%	3.77%	2.53%		2.24%	1.99%	2.11%
	A(4)		1.70%	3.77%	2.53%		2.24%	1.99%	2.11%
	<b>4</b>	A(1)	$S_1$	1.33%	8.95%	3.45%	$S_8$	2.66%	3.57%
A(2)			1.33%	8.95%	3.45%		2.65%	3.57%	3.08%
$\pi(1)$			9.40%	8.81%	9.10%		14.82%	3.83%	7.53%
$\pi(2)$			9.39%	8.81%	9.10%		14.78%	3.83%	7.52%
D			57.54%	45.83%	51.35%		24.20%	49.87%	34.74%
$\pi(3)$			9.23%	4.66%	6.56%		17.34%	8.91%	12.43%
$\pi(4)$			9.23%	4.66%	6.56%		17.14%	8.91%	12.36%
A(3)			1.27%	4.66%	2.44%		3.22%	8.76%	5.31%
A(4)			1.27%	4.66%	2.44%		3.18%	8.76%	5.28%
<b>5</b>		A(1)	$S_1$	1.03%	2.40%	1.57%	$S_8$	2.21%	0.71%
	A(2)		1.03%	2.40%	1.57%		2.21%	0.71%	1.25%
	$\pi(1)$		10.48%	3.33%	5.90%		16.72%	1.21%	4.50%
	$\pi(2)$		10.48%	3.33%	5.90%		16.71%	1.21%	4.50%
	D		52.73%	44.27%	48.32%		18.38%	49.32%	30.10%
	$\pi(3)$		10.96%	12.65%	11.78%		19.25%	13.63%	16.20%
	$\pi(4)$		10.96%	12.65%	11.78%		19.25%	13.63%	16.20%
	A(3)		1.17%	9.48%	3.33%		2.64%	9.79%	5.09%
	A(4)		1.17%	9.48%	3.33%		2.65%	9.79%	5.09%
	<b>6</b>	A(1)	$S_1$	1.74%	2.69%	2.16%	$S_9$	2.47%	2.08%
A(2)			1.74%	2.69%	2.16%		2.47%	2.08%	2.27%
$\pi(1)$			7.60%	2.50%	4.36%		8.81%	1.91%	4.10%
$\pi(2)$			7.60%	2.50%	4.36%		8.81%	1.91%	4.10%

D	63.00%	56.87%	59.85%	36.77%	57.14%	45.83%
$\pi(3)$	7.41%	7.51%	7.46%	15.80%	8.07%	11.29%
$\pi(4)$	7.41%	7.51%	7.46%	15.79%	8.07%	11.29%
A(3)	1.75%	8.87%	3.94%	4.54%	9.37%	6.52%
A(4)	1.75%	8.87%	3.94%	4.54%	9.37%	6.52%

## References

- [1] Liu T, Troisi A. Absolute rate of charge separation and recombination in a molecular model of the P3HT/PCBM interface. *J Phys Chem C* 2011; 115: 2406-15.
- [2] Li YZ, Pullerits T, Zhao MY, Sun MT. Theoretical characterization of the PC<sub>60</sub>BM:PDDTT model for an organic solar cell. *J Phys Chem C* 2011; 115: 21865-73.
- [3] Voityuk AA. Estimation of electronic coupling in  $\pi$ -stacked donor-bridge-acceptor systems: Correction of the two-state model. *J Chem Phys* 2006; 124: 64505.
- [4] Hsu CP. The electronic couplings in electron transfer and excitation energy transfer. *Acc Chem Res* 2009; 42: 509-18.
- [5] Kavarnos GJ, Turro NJCR. Photosensitization by reversible electron transfer: Theories, experimental evidence, and examples. *Chem Rev* 1986; 86: 401-49.