

Supplementary Information for:

Enhancing oxygen reaction kinetics in lanthanum nickelate *Ruddlesden-Popper* electrodes via praseodymium oxide infiltration for Solid Oxide Cells

Morena B. Farias^a, Allan J. M. Araújo^{b,c,*}, Carlos A. Paskocimas^a,

Duncan P. Fagg^{b,c}, Francisco J. A. Loureiro^{b,c,**}

^a Materials Science and Engineering Postgraduate Program – PPGCEM, Federal University of Rio Grande do Norte – UFRN, 59078-970 Natal, Brazil

^b TEMA - Centre for Mechanical Technology and Automation, Department of Mechanical Engineering, University of Aveiro, 3810-193 Aveiro, Portugal

^c LASI - Intelligent Systems Associate Laboratory, 4800-058 Guimarães, Portugal

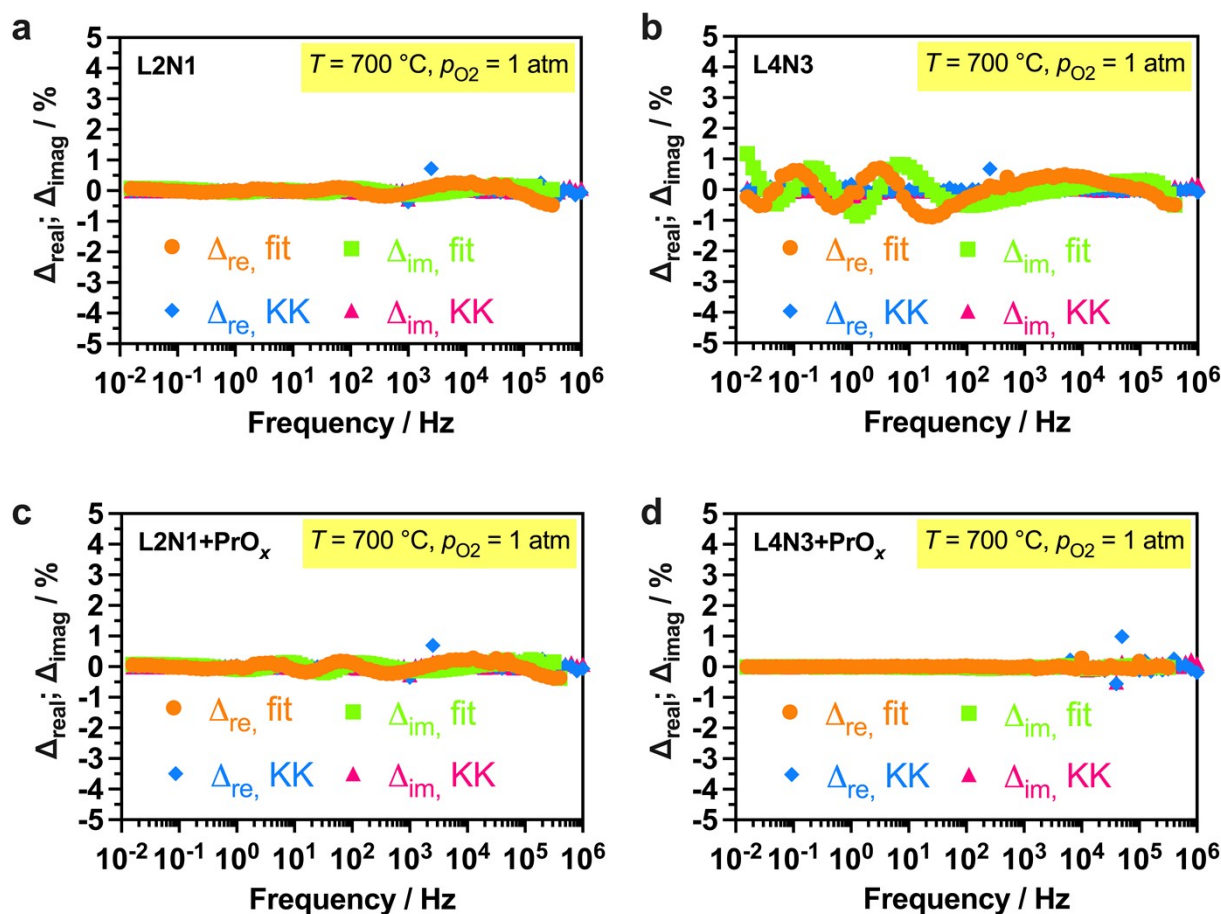


Fig. S1. Residual plots for the Equivalent Circuit Model (ECM) and *Kramers-Kronig* (KK) validation at 700 °C in oxygen: a) L2N1; b) L4N3; c) L2N1+PrO_x; d) L4N3+PrO_x.

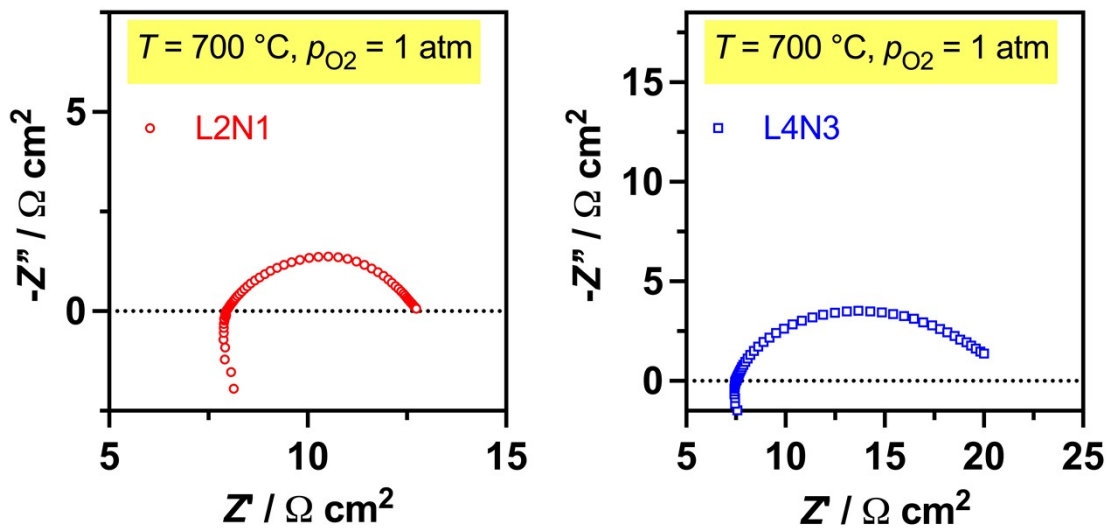


Fig. S2. Impedance spectra for the non-impregnated samples.

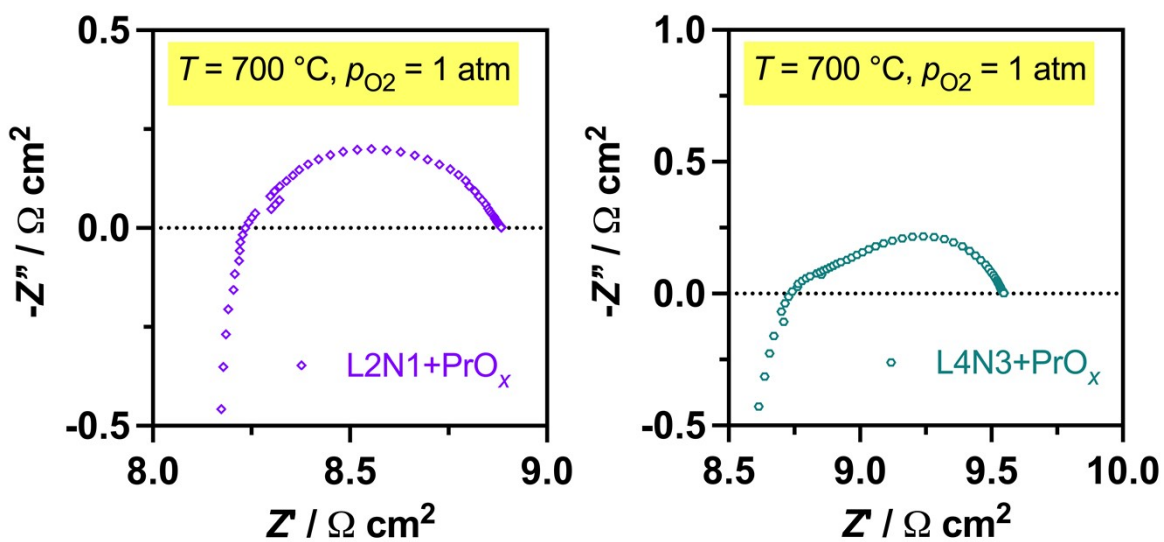


Fig. S3. Impedance spectra for the PrO_x -impregnated samples.