

Metal- and Oxidant-Free Carbonylation of Benzylic and Allylic C–H Bonds with H₂O via Dual Oxidative Radical-Polar Crossover

Xiaona Yang,^{‡a} Bingjie Ren,^{‡a} Hongyu Guo,^{*,a} Rongfang Liu,^{*,b} Rong Zhou.^{*,a,c}

^a College of Chemistry and Chemical Engineering, Taiyuan University of Technology, Taiyuan, China, 030024. E-mail: guohongyu@tyut.edu.cn; zhourong@tyut.edu.cn.

^b College of Traditional Chinese Medicine and Food Engineering, Shanxi University of Chinese Medicine, Jinzhong, China, 030619. E-mail: liurfchem@163.com

^c State Key Laboratory of Elemento-Organic Chemistry, Nankai University, Tianjin, 300071, P. R. China.

[‡] These authors contributed equally to this work.

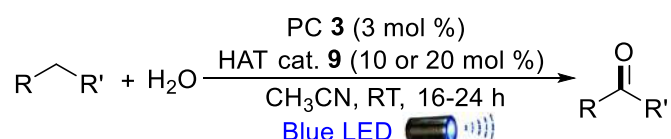
Table of Contents

I. General Information	S2
II. Typical Procedure for Carbonylation of Benzylic/Allylic C–H Bonds with Water.....	S2
III. Typical Procedure for Oxidation of Benzylamines with H ₂ O.....	S2
IV. Mechanistic Investigations	S3
V. Analytical Data of the Products	S12
VI. References.....	S41
VII. ¹ H, ¹³ C NMR Spectra of Products.....	S44

I. General Information

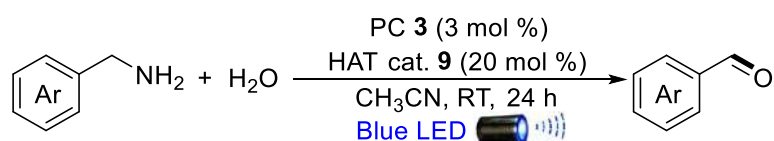
Chemicals and solvents were purchased from commercial suppliers and used as received. ^1H NMR, ^{13}C NMR spectra were recorded on a Bruker AV-III400 (400 MHz) spectrometer. ^1H and ^{13}C NMR spectra were recorded in CDCl_3 (δ 7.26, 77.0 ppm) or benzene- d_6 (δ 7.16, 128.0 ppm) with tetramethylsilane (TMS) as the internal standard. Multiplicity was indicated as follows: s (singlet), d (doublet), t (triplet), q (quartet), m (multiplet), dd (doublet of doublet), br s (broad singlet). All high resolution mass spectra (HRMS) were obtained by ESI mode with the mass analyzer of TOF used. The Blue LED strips (2.0 meter, 24 W, maximum emission at around 470 nm) were purchased from Shenzhen Lingke lighting Co., Ltd (China).

II. Typical Procedure for Carbonylation of Benzylic/Allylic C–H Bonds with Water



To a 25 mL Schlenk tube equipped with a magnetic stir bar was added the photocatalyst **3** 4CzIPN (4.7 mg, 0.006 mmol). The Schlenk tube was sealed and degassed via vacuum evacuation and subsequently backfilled with argon for three times. After that anhydrous CH_3CN (1.5 mL), the corresponding benzylic/allylic substrate (0.2 mmol, 1.0 eq.), H_2O (4 mmol, 20 eq.), ethyl 2-mercaptopropanoate (HAT cat. **9**, 0.02 or 0.04 mmol) were added sequentially by means of syringe. Then the reaction was placed under blue LEDs with an argon balloon and irradiated for 16-24 h. The solvent was removed on a rotary evaporator under reduced pressure and the crude product was purified by column chromatography isolation on silica gel via gradient elution with hexane to hexane/ethyl acetate (80:1 ~ 40:1) or by prepared TLC to give the product.

III. Typical Procedure for Oxidation of Benzylamines with H_2O



To a 25 mL Schlenk tube equipped with a magnetic stir bar was added the photocatalyst **3** 4CzIPN (4.7 mg, 0.006 mmol). The Schlenk tube was sealed and degassed via vacuum evacuation

and subsequent backfilled with argon for three times. After that anhydrous CH₃CN (1.5 mL), benzylamine (0.02 mmol), H₂O (4 mmol), ethyl 2-mercaptopropanoate (HAT cat. **9**, 0.04 mmol) were added sequentially by means of syringe. Then the reaction was placed under blue LEDs with an argon balloon and irradiated for 24 h. The solvent was removed on a rotary evaporator under reduced pressure and the crude product was purified by column chromatography isolation on silica gel via gradient elution with hexane to hexane/ethyl acetate (80:1 ~ 40:1) or by prepared TLC to give the product.

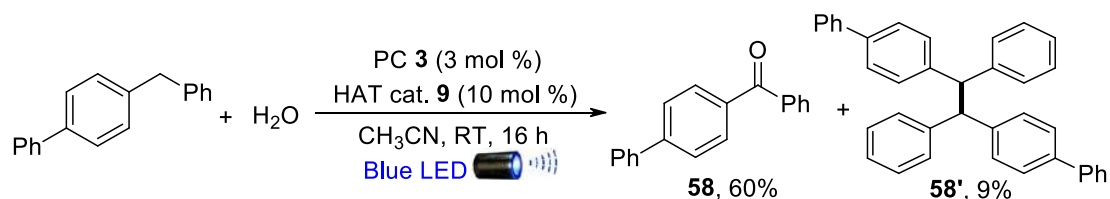
IV. Mechanistic Investigations

1) Control experiments



To a 25 mL Schlenk tube equipped with a magnetic stir bar was added the photocatalyst **3** 4CzIPN (4.7 mg, 0.006 mmol) and TEMPO (0.5 mmol). The Schlenk tube was sealed and degassed via vacuum evacuation and subsequent backfill with argon for three times. After that anhydrous CH₃CN (1.5 mL), phenylethane (0.2 mmol), H₂O (4 mmol), ethyl 2-mercaptopropanoate (HAT cat. **9**, 2.6 μL, 0.02 mmol) were added sequentially by means of syringe. Then the reaction was placed under blue LEDs with an argon balloon and irradiated for 16 h. There is no corresponding product observed according to TLC analysis.

2) Benzyl radical validation experiment



To a 25 mL Schlenk tube equipped with a magnetic stir bar was added the photocatalyst **3** 4CzIPN (4.7 mg, 0.006 mmol). The Schlenk tube was sealed and degassed via vacuum evacuation and subsequent backfill with argon for three times. After that anhydrous CH₃CN (1.5 mL), 4-Benzylbiphenyl (0.2 mmol), H₂O (4 mmol), and ethyl 2-mercaptopropanoate (HAT cat. **9**, 2.6 μL, 0.02 mmol) were added sequentially by means of syringe. Then the reaction was placed under

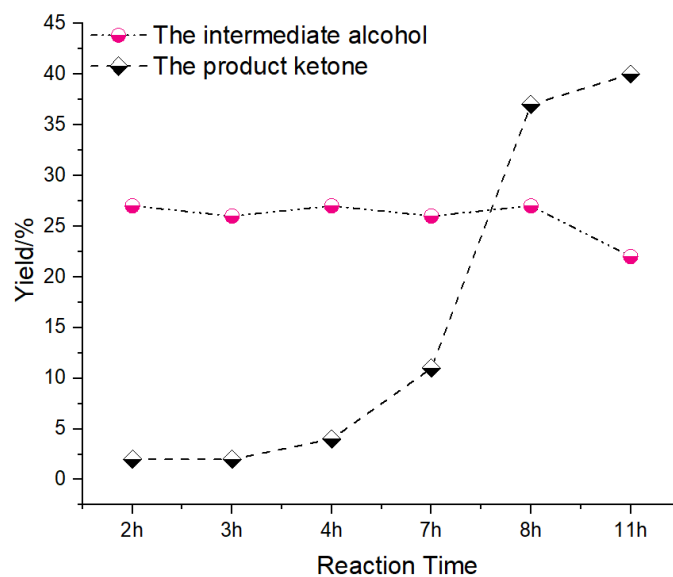
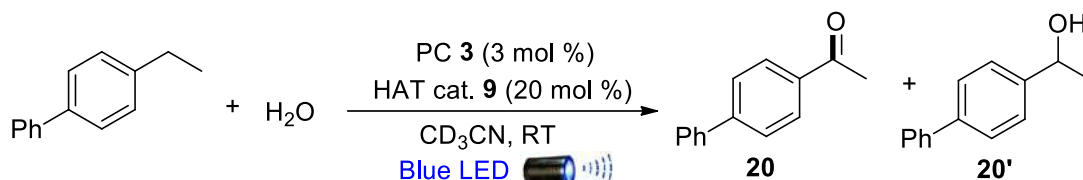
blue LEDs with an argon balloon and irradiated for 16 h. The solvent was removed on a rotary evaporator under reduced pressure and the crude product was purified by column chromatography isolation on silica gel to give the product **58** in 60% yield and the product **58'** in 9% yield.

3) Capture of the benzyl alcohol intermediary product



To a 25 mL Schlenk tube equipped with a magnetic stir bar was added the photocatalyst **3** 4CzIPN (4.7 mg, 0.006 mmol). The Schlenk tube was sealed and degassed via vacuum evacuation and subsequent backfill with argon for three times. After that anhydrous CH₃CN (1.5 mL), 4-benzylbiphenyl (0.2 mmol), H₂O (4 mmol), and ethyl 2-mercaptopropanoate (HAT cat. **9**, 5.2 μL, 0.04 mmol) were added sequentially by means of syringe. Then the reaction was placed under blue LEDs with an argon balloon and irradiated for 5 h. The solvent was removed on a rotary evaporator under reduced pressure and the crude product was purified by column chromatography isolation on silica gel to give the product **20'** in 15% yield.

4) Experimental process monitoring



To a 25 mL Schlenk tube equipped with a magnetic stir bar was added the photocatalyst **3**

4CzIPN (4.7 mg, 0.006 mmol). The Schlenk tube was sealed and degassed via vacuum evacuation and subsequent backfill with argon for three times. After that anhydrous CD₃CN (1.5 mL), 4-benzylbiphenyl (0.2 mmol), H₂O (4 mmol), and ethyl 2-mercaptopropanoate (HAT cat. **9**, 5.2 μL, 0.04 mmol) were added sequentially by means of syringe. Then the reaction was placed under blue LEDs with an argon balloon and irradiated for X h. After that, and the yield of product **20** and **20'** was determined by crude ¹HNMR analysis using 1,3,5-trimethoxybenzene as a internal standard.

5) Photocatalytic oxidation of the intermediary alcohol to carbonyl



To a 25 mL Schlenk tube equipped with a magnetic stir bar was added the photocatalyst **3** 4CzIPN (4.7 mg, 0.006 mmol). The Schlenk tube was sealed and degassed via vacuum evacuation and subsequent backfill with argon for three times. After that anhydrous CH₃CN (1.5 mL), 1-(4-biphenyl)ethanol **20'** (0.1 mmol), and ethyl 2-mercaptopropanoate (HAT cat. **9**, 5.2 μL, 0.02 mmol) were added sequentially by means of syringe. Then the reaction was placed under blue LEDs with an argon balloon and irradiated for 3 h. The solvent was removed on a rotary evaporator under reduced pressure and the crude product was purified by column chromatography isolation on silica gel to give the product **20** in 90% yield.

6) Identification of the oxygen source

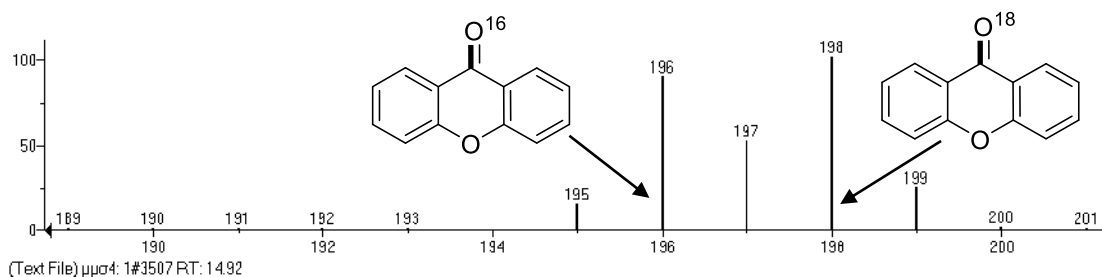
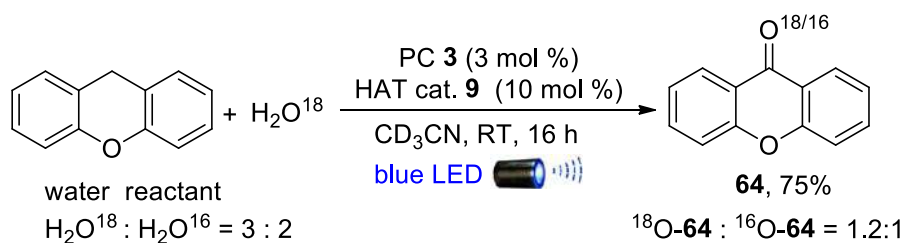


Figure S1. GC-MS spectrum of product of reaction of ¹⁸O-labeled water and unlabeled water

To a 25 mL Schlenk tube equipped with a magnetic stir bar was added the photocatalyst **3** 4CzIPN (4.7 mg, 0.006 mmol). The Schlenk tube was sealed and degassed via vacuum evacuation and subsequent backfill with argon for three times. After that anhydrous CD₃CN (1.0 mL), xanthene (0.2 mmol), H₂O¹⁸ (43 μL, 2.4 mmol), H₂O¹⁶ (29 μL, 1.6 mmol) and ethyl 2-mercaptopropanoate (HAT cat. **9**, 2.6 μL, 0.02 mmol) were added sequentially by means of syringe. Then the reaction was placed under blue LEDs with an argon balloon and irradiated for 16 h. The solvent was removed on a rotary evaporator under reduced pressure and the crude product was purified by column chromatography isolation on silica gel to give the product **64** in 75% yield. The ratio of the ¹⁸O/¹⁶O labeled product was determined by GC-MS.

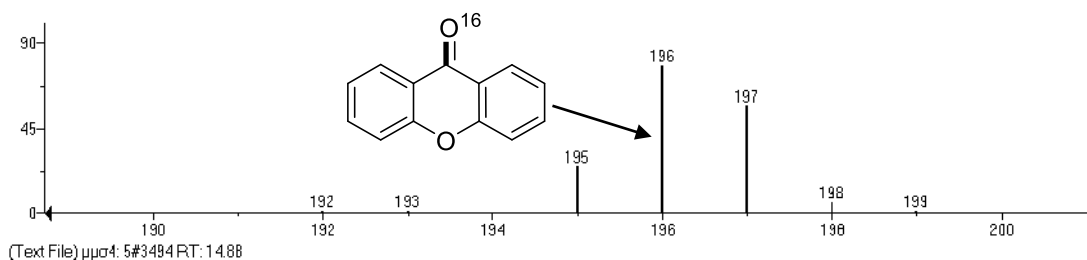


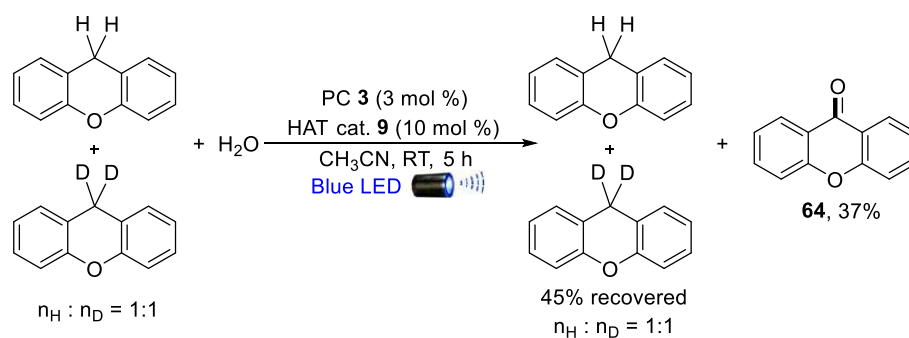
Figure S2. GC-MS spectrum of product of reaction of unlabeled water

To a 25 mL Schlenk tube equipped with a magnetic stir bar was added the photocatalyst **3** 4CzIPN (4.7 mg, 0.006 mmol). The Schlenk tube was sealed and degassed via vacuum evacuation and subsequent backfill with argon for three times. After that anhydrous CD₃CN (1.0 mL), xanthene (0.2 mmol), H₂O (72 μL, 4 mmol) and ethyl 2-mercaptopropanoate (HAT cat. **9**, 2.6 μL, 0.02 mmol) were added sequentially by means of syringe. Then the reaction was placed under blue LEDs with an argon balloon and irradiated for 16 h. The solvent was removed on a rotary evaporator under reduced pressure and the crude product was purified by column chromatography isolation on silica gel to give the product **64** in 80% yield. The product was determined by GC-MS.

7) KIE studies

The deuterated xanthene-*d*₂ (100%-*D* incorporation) was prepared according to a known

method. [S1]



To a 25 mL Schlenk tube equipped with a magnetic stir bar were added the photocatalyst **3** 4CzIPN (4.7 mg, 0.006 mmol), Xanthene (24 mg, 0.1 mmol) and Xanthene- d_2 (24 mg, 0.1 mmol). The Schlenk tube was sealed and degassed via vacuum evacuation and subsequent backfill with argon for three times. After that anhydrous CH_3CN (1.5 mL), ethyl 2-mercaptopropanoate (HAT cat. **9**, 2.6 μL , 0.02 mmol) were added sequentially by means of syringe. Then the reaction was placed under blue LEDs with an argon balloon and irradiated for 5 h. The solvent was removed on a rotary evaporator under reduced pressure and the crude product was purified by column chromatography isolation on silica gel via gradient elution with hexane/ethyl acetate (80:1 ~ 40:1) to give the product **64** in 37% yield and the recovered xanthene in 45% yield. A remained C-H/D ratio was observed in the recovered xanthene according to ^1H NMR analysis.

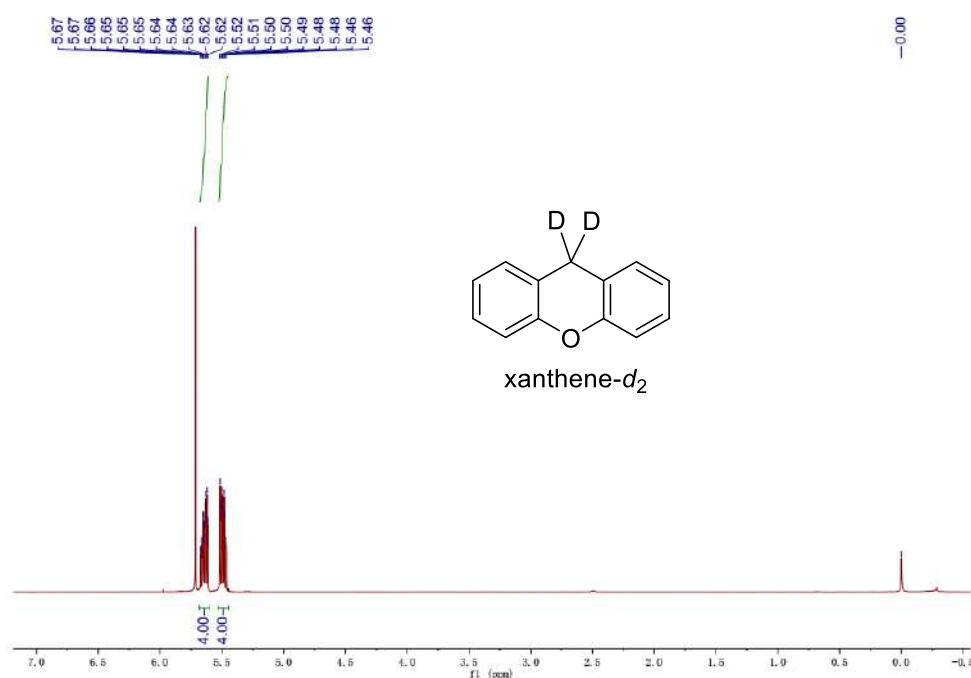


Figure S3. ^1H NMR spectra of the xanthene- d_2

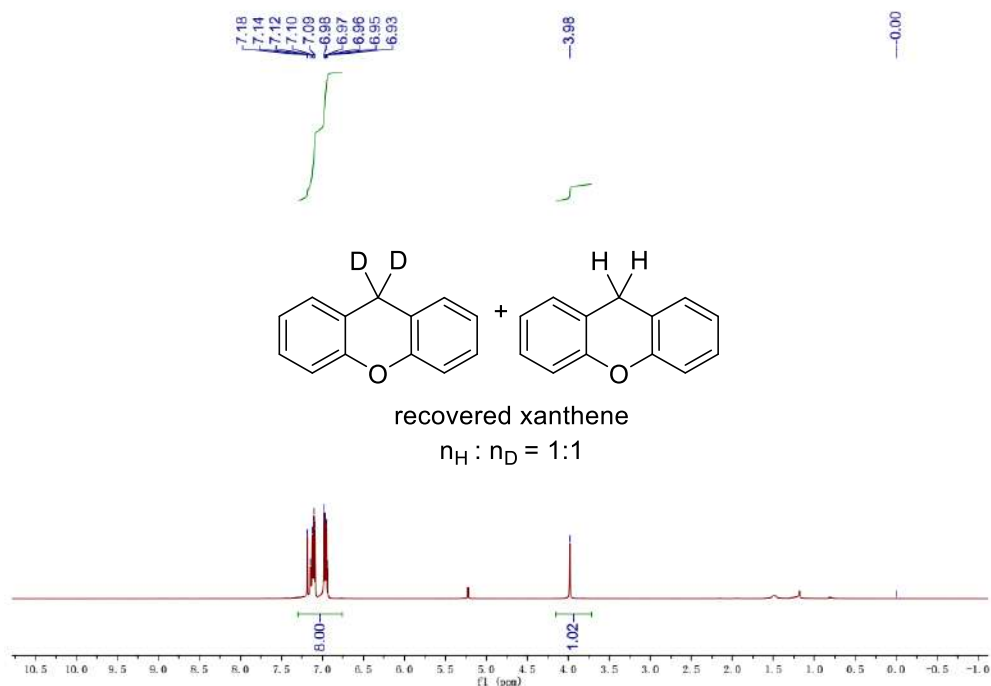


Figure S4. ^1H NMR spectra of the recovered xanthene ($n_H : n_D = 1:1$)

8) Light on-off experiments

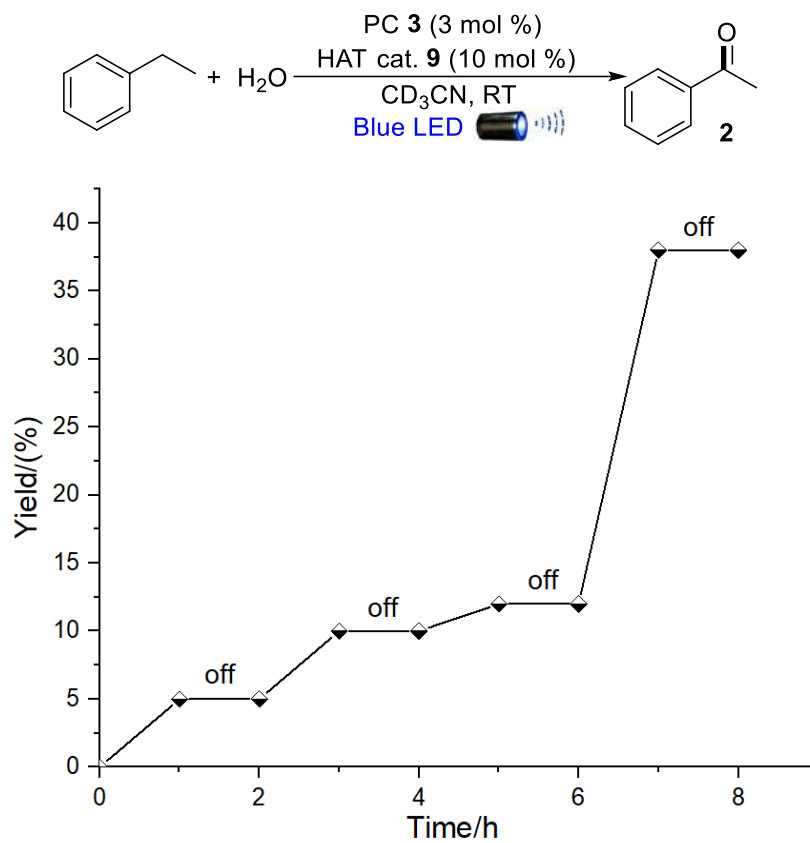
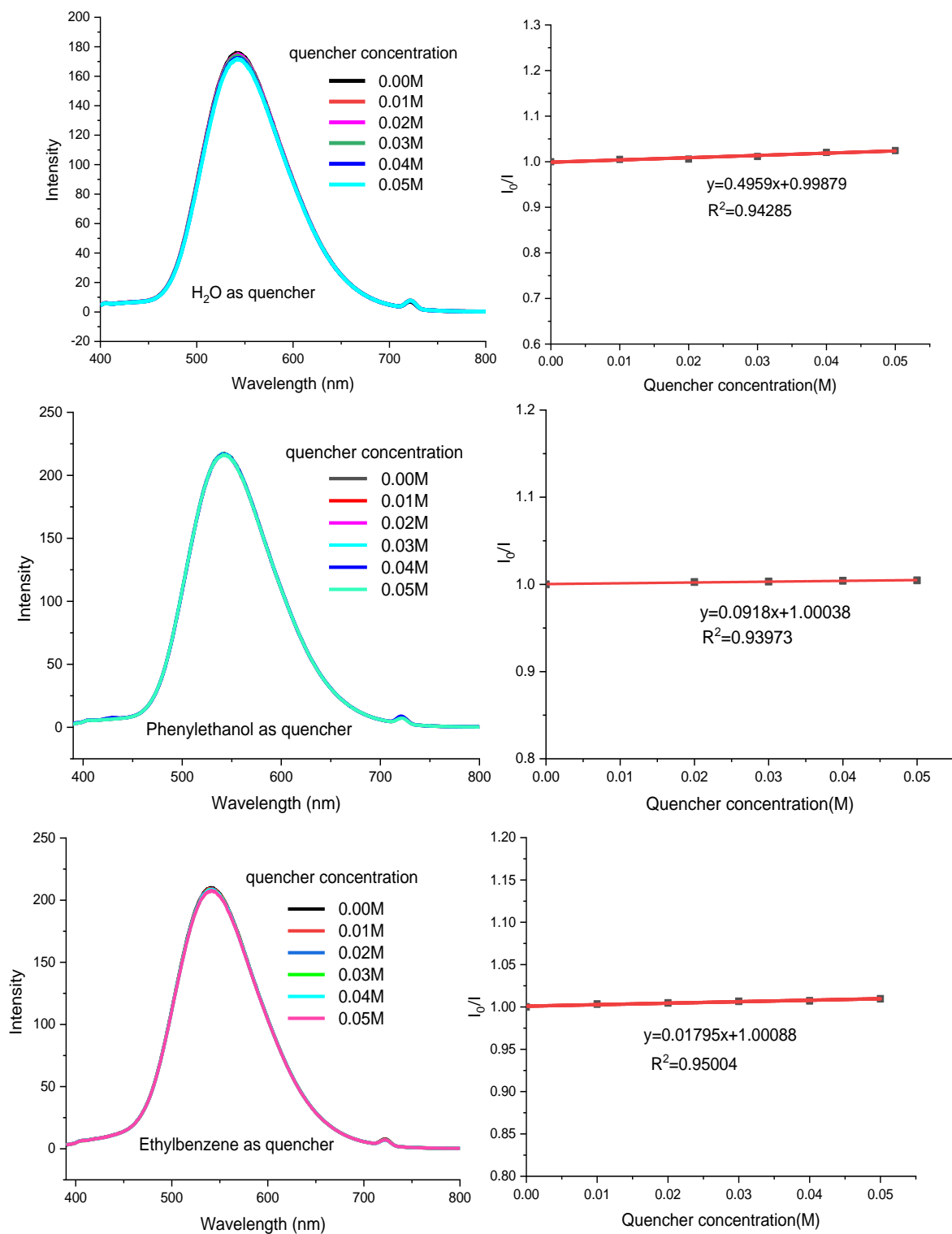


Figure S5. Light on-off experiments for carbonylation of ethylbenzene with H_2O

9) Stern-Volmer fluorescence quenching experiments

In a typical experiment, a solution of photocatalyst **3** 4CzIPN in anhydrous CH_3CN (1.25×10^{-4} M) was added with an appropriate amount of quencher in a quartz cuvette. Then the emission of the sample was collected. The emission intensity at 554 nm was collected with excited wavelength of 360 nm.



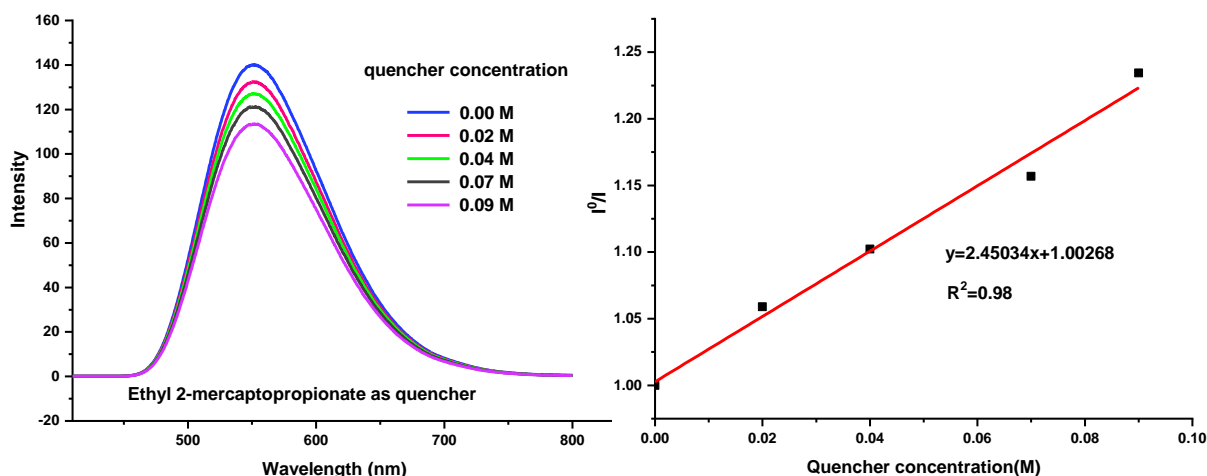


Figure S6. Stern-Volmer fluorescence quenching studies

10) Determination of quantum yields by standard ferrioxalate actinometry

Determination of the light intensity at 470 nm: Following Yoon's procedure^[S21], the photon flux of the spectrophotometer was determined by standard ferrioxalate actinometry. A 0.15 M solution of ferrioxalate was prepared by dissolving 2.21 g of potassium ferrioxalate hydrate in 30 mL of 0.05 M H₂SO₄. A buffered solution of phenanthroline was prepared by dissolving 50 mg of phenanthroline and 11.25 g of sodium acetate in 50 mL of 0.5 M H₂SO₄. Both solutions were stored in the dark. To determine the photon flux of the spectrophotometer, 2.0 mL of the ferrioxalate solution was placed in a cuvette and irradiated for 93.0 second at $\lambda = 470$ nm with an emission slit width at 10.0 nm. After irradiation, 0.35 mL of the phenanthroline solution was added to the cuvette. The solution was then allowed to rest for 1 h to allow the ferrous ions to completely coordinate to the phenanthroline. The absorbance of the solution was measured at 510 nm. A non-irradiated sample was also prepared and the absorbance at 510 nm measured. Conversion was calculated using eq (1).

$$\text{molFe}^{2+} = \frac{V \cdot \Delta A}{l \varepsilon} \quad (1)$$

Where V is the total volume (0.00235 L) of the solution after of phenanthroline, ΔA is the difference in absorbance at 510 nm between the irradiated and non-irradiated solution, l is the path length (1.000 cm), and ε is the molar absorptivity at 510 nm (11,100 L mol⁻¹ cm⁻¹). The photon flux can be calculated using eq (2).

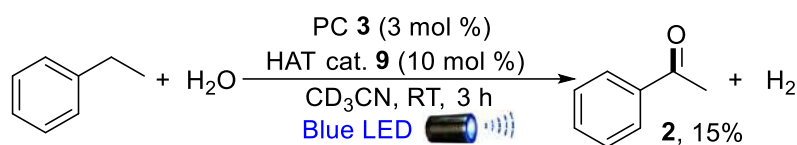
$$Photo\ flux = \frac{mol\ Fe^{2+}}{\Phi\ t\ f} \quad (2)$$

Where Φ is the quantum yield for the ferrioxalate actinometer (0.92 for a 0.15 M solution at $\lambda = 468$ nm), t is the time (60.0 s), and f is the fraction of light absorbed at $\lambda = 470$ nm (0.648, vide infra). The photo flux was calculated (average of three experiments) to be 4.705×10^{-9} einstein $^{-1}$.

$$molFe^{2+} = \frac{0.00235\ L \cdot 0.795}{1.000\ cm \cdot 11100\ L\ mol^{-1}\ cm^{-1}} = 1.6831 \times 10^{-7}\ mol$$

$$Photo\ flux = \frac{1.6831 \times 10^{-7}}{0.92 \cdot 60\ s \cdot 0.648} = 4.705 \times 10^{-9}\ mol$$

Determination of quantum yield:



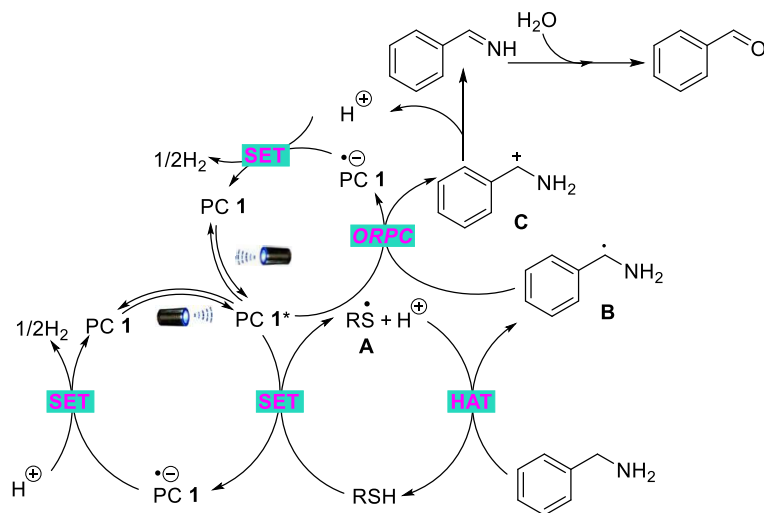
To a 25 mL Schlenk tube equipped with a magnetic stir bar was added the photocatalyst **1** 4CzIPN (4.7 mg, 0.006 mmol). The Schlenk tube was sealed and degassed via vacuum evacuation and subsequent backfill with argon for three times. After that acetonitrile-*d*₃ (2.0 mL), ethylbenzene (0.2 mmol), H₂O (4 mmol) and ethyl 2-mercaptopropanoate (HAT cat. **9**, 2.6 μ L, 0.02 mmol) were added sequentially by means of syringe. Then the reaction was placed under a blue LED (2 meter strips, 24 W) with an argon balloon and irradiated ($\lambda = 470$ nm, slit width = 10.0 nm) for 10800 s (180 min). After irradiation, the solvent was removed. The yield of product **2** was determined as 15% by crude ¹H NMR base on a 1,3,5-trimethoxybenzene standard. The quantum yield was determined using eq (3). Essentially all incident light ($f > 0.999$, vide infra) is absorbed by the 4CzIPN at the reaction conditions described above. $\Phi = 0.59$.

$$\Phi = \frac{mol\ product}{flux \cdot t \cdot f} \quad (3)$$

$$\Phi = \frac{3.0 \times 10^{-5}\ mol}{4.705 \times 10^{-9}\ einstein\ s \cdot 10800\ s \cdot 1.00} = 0.59$$

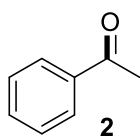
11) Proposed mechanism for the photocatalytic oxidation of amines to carbonyls

The oxidation of amines to carbonyls by this protocol was proposed to undergo a similar OPRC process on the basis of the experimental results and our previous studies on photocatalytic acceptorless alcohols oxidation (Scheme S1).^[S3]

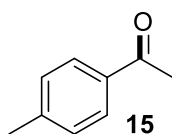


Scheme S1. Proposed mechanism for the photocatalytic oxidation of amine to carbonyl

V. Analytical Data of the Products

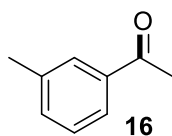


2; A known compound and the characterization data are in accordance with the literature^[S4]. Following the typical procedure **II**, ethylbenzene (24 μ L, 0.2 mmol), H₂O (72 μ L, 4 mmol), photocatalyst **3** 4CzIPN (4.7 mg, 0.006 mmol), and ethyl 2-mercaptopropionate (2.6 μ L, 0.02 mmol) in CH₃CN (1.5 mL) were employed for 16 h to give the product **2** (19 mg) in 80% yield as a colorless oil. The crude product was purified by column chromatography isolation on silica gel via gradient elution with hexane to hexane/ethyl acetate (80:1 ~ 40:1) to give the product. ¹H NMR (400 MHz, CDCl₃): δ 7.98 – 7.78 (m, 2H), 7.53 – 7.45 (m, 1H), 7.39 (dd, J = 10.4, 4.7 Hz, 2H), 2.54 (s, 3H) ppm; ¹³C NMR (101 MHz, CDCl₃): δ 198.2, 137.1, 133.1, 128.5, 128.3, 26.6 ppm.

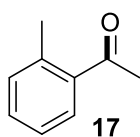


15; A known compound and the characterization data are in accordance with the literature^[S4].

Following the typical procedure **II**, 4-ethyltoluene (28 μL , 0.2 mmol), H_2O (72 μL , 4 mmol), photocatalyst **3** 4CzIPN (4.7 mg, 0.006 mmol), and ethyl 2-mercaptopropionate (2.6 μL , 0.02 mmol) in CH_3CN (1.5 mL) were employed for 16 h to give the product **15** (16 mg) in 60% yield as a colorless oil. The crude product was purified by column chromatography isolation on silica gel via gradient elution with hexane to hexane/ethyl acetate (80:1 ~ 40:1) to give the product. ^1H NMR (400 MHz, CDCl_3): δ 7.79 (d, $J = 8.2$ Hz, 2H), 7.22 – 7.14 (m, 2H), 2.51 (s, 3H), 2.34 (s, 3H) ppm; ^{13}C NMR (101 MHz, CDCl_3): δ 197.8, 143.8, 134.7, 129.2, 128.4, 26.5, 21.6 ppm.

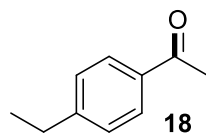


16; A known compound and the characterization data are in accordance with the literature^[S5]. Following the typical procedure **II**, 3-ethyltoluene (28 μL , 0.2 mmol), H_2O (72 μL , 4 mmol), photocatalyst **3** 4CzIPN (4.7 mg, 0.006 mmol), and ethyl 2-mercaptopropionate (2.6 μL , 0.02 mmol) in CH_3CN (1.5 mL) were employed for 16 h to give the product **16** (16 mg) in 60% yield as a colorless oil. The crude product was purified by column chromatography isolation on silica gel via gradient elution with hexane to hexane/ethyl acetate (80:1 ~ 40:1) to give the product. ^1H NMR (400 MHz, CDCl_3): δ 7.76 (d, $J = 10.5$ Hz, 2H), 7.43 – 7.28 (m, 2H), 2.59 (s, 3H), 2.42 (s, 3H) ppm; ^{13}C NMR (101 MHz, CDCl_3): δ 198.4, 138.3, 137.1, 133.8, 128.8, 128.4, 125.6, 26.7, 21.3 ppm.

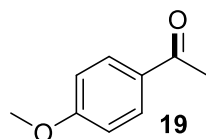


17; A known compound and the characterization data are in accordance with the literature^[S5]. Following the typical procedure **II**, 2-ethyltoluene (27 μL , 0.2 mmol), H_2O (72 μL , 4 mmol), photocatalyst **3** 4CzIPN (4.7 mg, 0.006 mmol), and ethyl 2-mercaptopropionate (5.2 μL , 0.04 mmol) in CH_3CN (1.5 mL) were employed for 24 h to give the product **17** (14 mg) in 52% yield as a colorless oil. The crude product was purified by column chromatography isolation on silica gel via gradient elution with hexane to hexane/ethyl acetate (80:1 ~ 40:1) to give the product. ^1H NMR (400 MHz, CDCl_3): δ 7.67 – 7.58 (m, 1H), 7.31 (td, $J = 7.5, 1.2$ Hz, 1H), 7.19 (dd, $J = 10.8,$

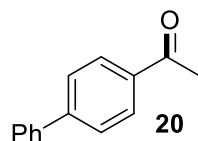
8.2 Hz, 2H), 2.51 (d, $J = 2.9$ Hz, 3H), 2.46 (s, 3H) ppm; ^{13}C NMR (101 MHz, CDCl_3): δ 201.7, 138.4, 137.6, 132.0, 131.5, 129.3, 125.7, 29.5, 21.6 ppm.



18; A known compound and the characterization data are in accordance with the literature^[S6]. Following the typical procedure **II**, 1,4-diethylbenzene (31 μL , 0.2 mmol), H_2O (72 μL , 4 mmol), photocatalyst **3** 4CzIPN (4.7 mg, 0.006 mmol), and ethyl 2-mercaptopropionate (5.2 μL , 0.04 mmol) in CH_3CN (1.5 mL) were employed for 24 h to give the product **18** (19 mg) in 64% yield as a colorless oil. The crude product was purified by column chromatography isolation on silica gel via gradient elution with hexane to hexane/ethyl acetate (80:1 ~ 40:1) to give the product. ^1H NMR (400 MHz, CDCl_3): δ 7.80 (d, $J = 8.1$ Hz, 2H), 7.19 (d, $J = 8.0$ Hz, 2H), 2.61 (q, $J = 7.6$ Hz, 2H), 2.49 (s, 3H), 1.17 (t, $J = 7.6$ Hz, 3H) ppm; ^{13}C NMR (101 MHz, CDCl_3): δ 197.7, 149.9, 134.8, 128.4, 127.9, 28.8, 26.4, 15.1 ppm.

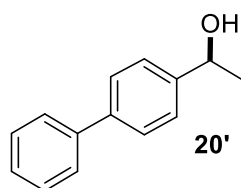


19; A known compound and the characterization data are in accordance with the literature^[S7]. Following the typical procedure **II**, 4-ethylanisole (28 μL , 0.2 mmol), H_2O (72 μL , 4 mmol), photocatalyst **3** 4CzIPN (4.7 mg, 0.006 mmol), and ethyl 2-mercaptopropionate (2.6 μL , 0.02 mmol) in CH_3CN (1.5 mL) were employed for 16 h to give the product **19** (20 mg) in 67% yield as a white powder. The crude product was purified by column chromatography isolation on silica gel via gradient elution with hexane to hexane/ethyl acetate (80:1 ~ 40:1) to give the product. ^1H NMR (400 MHz, CDCl_3): δ 7.94 (dd, $J = 8.7, 1.5$ Hz, 2H), 7.05 – 6.82 (m, 2H), 3.87 (d, $J = 1.6$ Hz, 3H), 2.56 (d, $J = 1.6$ Hz, 3H) ppm; ^{13}C NMR (101 MHz, CDCl_3): δ 196.6, 163.3, 130.4, 130.2, 113.5, 55.3, 26.2 ppm.

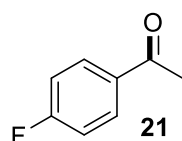


20; A known compound and the characterization data are in accordance with the literature^[S8]. Following the typical procedure **II**, 4-ethylbiphenyl (37 μL , 0.2 mmol), H_2O (72 μL , 4 mmol),

photocatalyst **3** 4CzIPN (4.7 mg, 0.006 mmol), and ethyl 2-mercaptopropionate (5.2 μ L, 0.04 mmol) in CH₃CN (1.5 mL) were employed for 24 h to give the product **20** (32 mg) in 82% yield as a white powder. The crude product was purified by column chromatography isolation on silica gel via gradient elution with hexane to hexane/ethyl acetate (80:1 ~ 40:1) to give the product. ¹H NMR (400 MHz, CDCl₃): δ 7.99 – 7.81 (m, 2H), 7.63 – 7.46 (m, 4H), 7.42 – 7.25 (m, 3H), 2.52 (s, 3H) ppm; ¹³C NMR (101 MHz, CDCl₃): δ 197.6, 145.6, 139.7, 135.7, 128.9, 128.8, 128.2, 127.2, 127.1, 26.6 ppm.

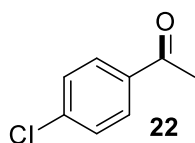


20'; A known compound and the characterization data are in accordance with the literature^[S9]. Following the typical procedure **II**, 4-ethylbiphenyl (37 μ L, 0.2 mmol), H₂O (72 μ L, 4 mmol), photocatalyst **3** 4CzIPN (4.7 mg, 0.006 mmol), and ethyl 2-mercaptopropionate (5.2 μ L, 0.04 mmol) in CH₃CN (1.5 mL) were employed for 5 h to give the product **20'** (6 mg) in 15 % yield as a white powder. The crude product was purified by column chromatography isolation on silica gel via gradient elution with hexane to hexane/ethyl acetate (80:1 ~ 15:1) to give the product. ¹H NMR (400 MHz, CDCl₃): δ 7.57 – 7.45 (m, 4H), 7.43 – 7.31 (m, 4H), 7.28 (ddd, J = 7.4, 3.9, 1.2 Hz, 1H), 4.89 (q, J = 6.5 Hz, 1H), 1.70 (s, 1H), 1.47 (d, J = 6.5 Hz, 3H) ppm; ¹³C NMR (101 MHz, CDCl₃): δ 144.8, 140.8, 140.5, 128.8, 127.3, 127.1, 125.8, 70.2, 25.2 ppm.

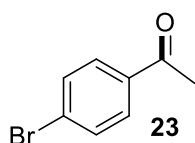


21; A known compound and the characterization data are in accordance with the literature^[S10]. Following the typical procedure **II**, 1-ethyl-4-fluorobenzene (25 μ L, 0.2 mmol), H₂O (72 μ L, 4 mmol), photocatalyst **3** 4CzIPN (4.7 mg, 0.006 mmol), and ethyl 2-mercaptopropionate (2.6 μ L, 0.02 mmol) in CH₃CN (1.5 mL) were employed for 24 h to give the product **21** (15 mg) in 54% yield as a colorless oil. The crude product was purified by column chromatography isolation on silica gel via gradient elution with hexane to hexane/ethyl acetate (80:1 ~ 40:1) to give the product. ¹H NMR (400 MHz, CDCl₃): δ 7.97 – 7.81 (m, 2H), 7.06 (t, J = 8.6 Hz, 2H), 2.52 (s, 3H) ppm;

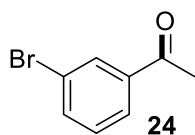
^{13}C NMR (101 MHz, CDCl_3): δ 196.5, 167.0, 164.5, 133.6, 133.5, 131.0, 130.9, 115.7, 115.5, 26.5 ppm.



22; A known compound and the characterization data are in accordance with the literature^[S10]. Following the typical procedure **II**, 1-chloro-4-ethylbenzene (27 μL , 0.2 mmol), H_2O (72 μL , 4 mmol), photocatalyst **3** 4CzIPN (4.7 mg, 0.006 mmol), and ethyl 2-mercaptopropionate (2.6 μL , 0.02 mmol) in CH_3CN (1.5 mL) were employed for 16 h to give the product **22** (19 mg) in 63% yield as a colorless oil. The crude product was purified by column chromatography isolation on silica gel via gradient elution with hexane to hexane/ethyl acetate (80:1 ~ 40:1) to give the product. ^1H NMR (400 MHz, CDCl_3): δ 7.77 (d, J = 8.6 Hz, 2H), 7.30 (d, J = 8.6 Hz, 2H), 2.47 (s, 3H) ppm; ^{13}C NMR (101 MHz, CDCl_3): δ 196.5, 139.3, 135.2, 129.5, 128.7, 26.3 ppm.

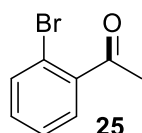


23; A known compound and the characterization data are in accordance with the literature^[S10]. Following the typical procedure **II**, 4-bromoethylbenzene (28 μL , 0.2 mmol), H_2O (72 μL , 4 mmol), photocatalyst **3** 4CzIPN (4.7 mg, 0.006 mmol), and ethyl 2-mercaptopropionate (2.6 μL , 0.02 mmol) in CH_3CN (1.5 mL) were employed for 16 h to give the product **23** (32 mg) in 80% yield as a white powder. The crude product was purified by column chromatography isolation on silica gel via gradient elution with hexane to hexane/ethyl acetate (80:1 ~ 40:1) to give the product. ^1H NMR (400 MHz, CDCl_3): δ 7.87 – 7.77 (m, 2H), 7.65 – 7.56 (m, 2H), 2.59 (s, 3H) ppm; ^{13}C NMR (101 MHz, CDCl_3): δ 197.0, 135.7, 131.8, 129.8, 128.3, 26.5 ppm.

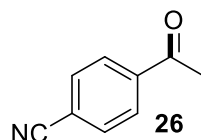


24; A known compound and the characterization data are in accordance with the literature^[S11]. Following the typical procedure **II**, 1-bromo-3-ethylbenzene (27 μL , 0.2 mmol), H_2O (72 μL , 4 mmol), photocatalyst **3** 4CzIPN (4.7 mg, 0.006 mmol), and ethyl 2-mercaptopropionate (5.2 μL , 0.04 mmol) in CH_3CN (1.5 mL) were employed for 24 h to give the product **24** (31 mg) in 78%

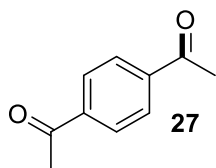
yield as a colorless oil. The crude product was purified by column chromatography isolation on silica gel via gradient elution with hexane to hexane/ethyl acetate (80:1 ~ 40:1) to give the product. ^1H NMR (400 MHz, CDCl_3): δ 8.09 (t, $J = 1.7$ Hz, 1H), 7.94 – 7.83 (m, 1H), 7.69 (ddd, $J = 7.9$, 1.9, 1.0 Hz, 1H), 7.35 (t, $J = 7.9$ Hz, 1H), 2.60 (s, 3H) ppm; ^{13}C NMR (101 MHz, CDCl_3): δ 196.6, 138.8, 135.9, 131.4, 130.2, 126.8, 122.9, 26.6 ppm.



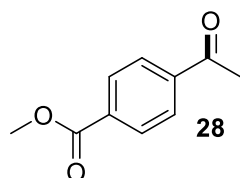
25; A known compound and the characterization data are in accordance with the literature^[S111]. Following the typical procedure **II**, 2-bromoethylbenzene (28 μL , 0.2 mmol), H_2O (72 μL , 4 mmol), photocatalyst **3** 4CzIPN (4.7 mg, 0.006 mmol), and ethyl 2-mercaptopropionate (5.2 μL , 0.04 mmol) in CH_3CN (1.5 mL) were employed for 24 h to give the product **25** (24 mg) in 60% yield as a colorless oil. The crude product was purified by column chromatography isolation on silica gel via gradient elution with hexane to hexane/ethyl acetate (80:1 ~ 40:1) to give the product. ^1H NMR (400 MHz, CDCl_3): δ 7.55 (d, $J = 7.9$ Hz, 1H), 7.39 (dd, $J = 7.6$, 1.5 Hz, 1H), 7.30 (t, $J = 7.5$ Hz, 1H), 7.26 – 7.18 (m, 1H), 2.56 (s, 3H) ppm; ^{13}C NMR (101 MHz, CDCl_3): δ 201.4, 141.5, 133.8, 131.8, 128.9, 127.4, 118.9, 30.3 ppm.



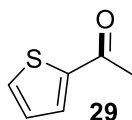
26; A known compound and the characterization data are in accordance with the literature^[S6]. Following the typical procedure **II**, 4-ethylbenzophenone (27 μL , 0.2 mmol), H_2O (72 μL , 4 mmol), photocatalyst **3** 4CzIPN (4.7 mg, 0.006 mmol), and ethyl 2-mercaptopropionate (5.2 μL , 0.04 mmol) in CH_3CN (1.5 mL) were employed for 24 h to give the product **26** (15 mg) in 51% yield as a yellow powder. The crude product was purified by column chromatography isolation on silica gel via gradient elution with hexane to hexane/ethyl acetate (80:1 ~ 40:1) to give the product. ^1H NMR (400 MHz, CDCl_3): δ 8.07 – 7.90 (m, 2H), 7.71 (d, $J = 8.5$ Hz, 2H), 2.58 (s, 3H) ppm; ^{13}C NMR (101 MHz, CDCl_3): δ 196.5, 139.9, 132.5, 128.7, 117.9, 116.4, 26.7 ppm.



27; A known compound and the characterization data are in accordance with the literature^[S12]. Following the typical procedure **II**, 4'-ethylacetophenone (30 μ L, 0.2 mmol), H₂O (72 μ L, 4 mmol), photocatalyst **3** 4CzIPN (4.7 mg, 0.006 mmol), and ethyl 2-mercaptopropionate (5.2 μ L, 0.04 mmol) in CH₃CN (1.5 mL) were employed for 24 h to give the product **27** (25 mg) in 77% yield as a white powder. The crude product was purified by column chromatography isolation on silica gel via gradient elution with hexane to hexane/ethyl acetate (80:1 ~ 40:1) to give the product. ¹H NMR (400 MHz, CDCl₃): δ 8.04 (s, 4H), 2.65 (s, 6H) ppm; ¹³C NMR (101 MHz, CDCl₃): δ 197.4, 140.1, 128.5, 26.9 ppm.

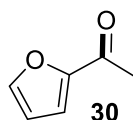


28; A known compound and the characterization data are in accordance with the literature^[S12]. Following the typical procedure **II**, methyl 4-ethylbenzoate (32 μ L, 0.2 mmol), H₂O (72 μ L, 4 mmol), photocatalyst **3** 4CzIPN (4.7 mg, 0.006 mmol), and ethyl 2-mercaptopropionate (5.2 μ L, 0.04 mmol) in CH₃CN (1.5 mL) were employed for 24 h to give the product **28** (20 mg) in 56% yield as a white powder. The crude product was purified by column chromatography isolation on silica gel via gradient elution with hexane to hexane/ethyl acetate (80:1 ~ 40:1) to give the product. ¹H NMR (400 MHz, CDCl₃): δ 8.18 – 8.09 (m, 2H), 8.04 – 7.96 (m, 2H), 3.95 (s, 3H), 2.65 (s, 3H) ppm; ¹³C NMR (101 MHz, CDCl₃): δ 197.5, 166.2, 140.2, 133.8, 129.8, 128.2, 52.4, 26.8 ppm.

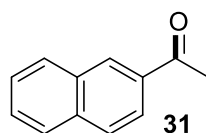


29; A known compound and the characterization data are in accordance with the literature^[S10]. Following the typical procedure **II**, 2-ethylthiophene (23 μ L, 0.2 mmol), H₂O (72 μ L, 4 mmol), photocatalyst **3** 4CzIPN (4.7 mg, 0.006 mmol), and ethyl 2-mercaptopropionate (2.6 μ L, 0.02 mmol) in CH₃CN (1.5 mL) were employed for 16 h to give the product **29** (16 mg) in 63% yield

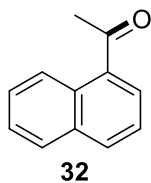
as a yellow oil. The crude product was purified by column chromatography isolation on silica gel via gradient elution with hexane to hexane/ethyl acetate (80:1 ~ 40:1) to give the product. ^1H NMR (400 MHz, CDCl_3): δ 7.60 (d, $J = 24.7$ Hz, 2H), 7.06 (s, 1H), 2.50 (s, 3H) ppm; ^{13}C NMR (101 MHz, CDCl_3): δ 190.7, 144.6, 133.7, 132.4, 128.1, 26.9 ppm.



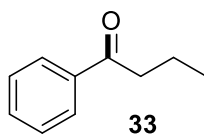
30; A known compound and the characterization data are in accordance with the literature^[S13]. Following the typical procedure **II**, 2-ethylfuran (21 μL , 0.2 mmol), H_2O (72 μL , 4 mmol), photocatalyst **3** 4CzIPN (4.7 mg, 0.006 mmol), and ethyl 2-mercaptopropionate (5.2 μL , 0.04 mmol) in CH_3CN (1.5 mL) were employed for 24 h to give the product **30** (14 mg) in 64% yield as a yellow oil. The crude product was purified by column chromatography isolation on silica gel via gradient elution with hexane to hexane/ethyl acetate (80:1 ~ 40:1) to give the product. ^1H NMR (400 MHz, CDCl_3): δ 7.60 (dd, $J = 1.7, 0.7$ Hz, 1H), 7.20 (dd, $J = 3.6, 0.7$ Hz, 1H), 6.55 (dd, $J = 3.6, 1.7$ Hz, 1H), 2.49 (s, 3H) ppm; ^{13}C NMR (101 MHz, CDCl_3): δ 186.7, 152.7, 146.4, 117.2, 112.1, 25.9 ppm.



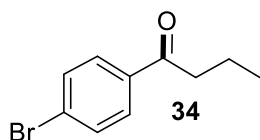
31; A known compound and the characterization data are in accordance with the literature^[S5]. Following the typical procedure **II**, 2-ethylnaphthalene (31 μL , 0.2 mmol), H_2O (72 μL , 4 mmol), photocatalyst **3** 4CzIPN (4.7 mg, 0.006 mmol), and ethyl 2-mercaptopropionate (2.6 μL , 0.02 mmol) in CH_3CN (1.5 mL) were employed for 16 h to give the product **31** (26 mg) in 76% yield as a white powder. The crude product was purified by column chromatography isolation on silica gel via gradient elution with hexane to hexane/ethyl acetate (80:1 ~ 40:1) to give the product. ^1H NMR (400 MHz, CDCl_3): δ 8.40 (s, 1H), 8.01 – 7.71 (m, 4H), 7.61 – 7.39 (m, 2H), 2.66 (s, 3H) ppm; ^{13}C NMR (101 MHz, CDCl_3): δ 198.1, 135.6, 134.5, 132.5, 130.2, 129.5, 128.5, 128.4, 127.8, 126.8, 123.9, 26.7 ppm.



32; A known compound and the characterization data are in accordance with the literature^[S5]. Following the typical procedure **II**, 1-ethylnaphthalene (31 μ L, 0.2 mmol), H₂O (72 μ L, 4 mmol), photocatalyst **3** 4CzIPN (4.7 mg, 0.006 mmol), and ethyl 2-mercaptopropionate (2.6 μ L, 0.02 mmol) in CH₃CN (1.5 mL) were employed for 16 h to give the product **32** (26 mg) in 75% yield as a white powder. The crude product was purified by column chromatography isolation on silica gel via gradient elution with hexane to hexane/ethyl acetate (80:1 ~ 40:1) to give the product. ¹H NMR (400 MHz, CDCl₃): δ 8.75 (d, J = 8.7 Hz, 1H), 7.92 (ddd, J = 25.7, 23.7, 8.3 Hz, 3H), 7.64 – 7.40 (m, 3H), 2.73 (s, 3H) ppm; ¹³C NMR (101 MHz, CDCl₃): δ 197.9, 135.4, 134.3, 132.4, 130.1, 129.4, 128.3, 128.2, 127.6, 126.6, 123.7, 26.5 ppm.

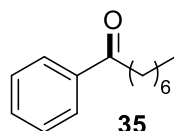


33; A known compound and the characterization data are in accordance with the literature^[S5]. Following the typical procedure **II**, butylbenzene (31 μ L, 0.2 mmol), H₂O (72 μ L, 4 mmol), photocatalyst **3** 4CzIPN (4.7 mg, 0.006 mmol), and ethyl 2-mercaptopropionate (2.6 μ L, 0.02 mmol) in CH₃CN (1.5 mL) were employed for 16 h to give the product **33** (18 mg) in 61% yield as a colorless oil. The crude product was purified by column chromatography isolation on silica gel via gradient elution with hexane to hexane/ethyl acetate (80:1 ~ 40:1) to give the product. ¹H NMR (400 MHz, CDCl₃): δ 8.04 – 7.85 (m, 2H), 7.62 – 7.50 (m, 1H), 7.48 – 7.36 (m, 2H), 3.04 – 2.85 (m, 2H), 1.85 – 1.68 (m, 2H), 1.01 (t, J = 7.4 Hz, 3H) ppm; ¹³C NMR (101 MHz, CDCl₃): δ 200.4, 137.0, 132.8, 128.5, 128.0, 40.5, 17.7, 13.8 ppm.

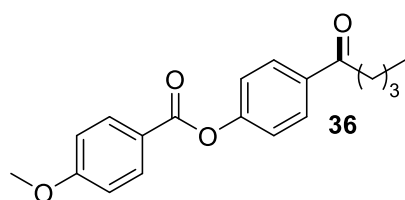


34; A known compound and the characterization data are in accordance with the literature^[S14]. Following the typical procedure **II**, 1-bromo-4-n-butylbenzene (35 μ L, 0.2 mmol), H₂O (72 μ L, 4 mmol), photocatalyst **3** 4CzIPN (4.7 mg, 0.006 mmol), and ethyl 2-mercaptopropionate (2.6 μ L,

0.02 mmol) in CH₃CN (1.5 mL) were employed for 16 h to give the product **34** (25 mg) in 56% yield as a white powder. The crude product was purified by column chromatography isolation on silica gel via gradient elution with hexane to hexane/ethyl acetate (80:1 ~ 40:1) to give the product. ¹H NMR (400 MHz, CDCl₃): δ 7.75 (dd, *J* = 6.2, 4.6 Hz, 2H), 7.52 (dd, *J* = 6.2, 4.5 Hz, 2H), 2.83 (t, *J* = 7.3 Hz, 2H), 1.78 – 1.58 (m, 2H), 0.92 (t, *J* = 7.4 Hz, 3H) ppm; ¹³C NMR (101 MHz, CDCl₃): δ 199.3, 135.7, 131.8, 129.5, 127.9, 40.4, 17.6, 13.8 ppm.

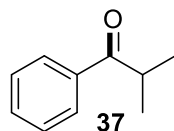


35; A known compound and the characterization data are in accordance with the literature^[S15]. Following the typical procedure **II**, octylbenzene (44 μL, 0.2 mmol), H₂O (72 μL, 4 mmol), photocatalyst **3** 4CzIPN (4.7 mg, 0.006 mmol), and ethyl 2-mercaptopropionate (5.2 μL, 0.04 mmol) in CH₃CN (1.5 mL) were employed for 24 h to give the product **35** (18 mg) in 45% yield as a colorless oil. The crude product was purified by column chromatography isolation on silica gel via gradient elution with hexane to hexane/ethyl acetate (80:1 ~ 40:1) to give the product. ¹H NMR (400 MHz, CDCl₃): δ 8.01 – 7.88 (m, 2H), 7.54 (ddd, *J* = 6.7, 3.8, 1.2 Hz, 1H), 7.45 (dd, *J* = 10.3, 4.7 Hz, 2H), 3.06 – 2.83 (m, 2H), 1.82 – 1.61 (m, 2H), 1.43 – 1.13 (m, 8H), 0.88 (t, *J* = 6.8 Hz, 3H) ppm; ¹³C NMR (101 MHz, CDCl₃): δ 200.5, 137.1, 132.8, 128.5, 128.0, 38.6, 31.7, 29.3, 29.1, 24.4, 22.6, 14.0 ppm.

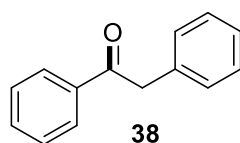


36; Following the typical procedure **II**, 4-pentylphenyl 4-methoxybenzoate (60 mg, 0.2 mmol), H₂O (72 μL, 4 mmol), photocatalyst **3** 4CzIPN (4.7 mg, 0.006 mmol), and ethyl 2-mercaptopropionate (5.2 μL, 0.04 mmol) in CH₃CN (1.5 mL) were employed for 24 h to give the product **36** (28 mg) in 45% yield as a white powder. The crude product was purified by column chromatography isolation on silica gel via gradient elution with hexane to hexane/ethyl acetate (80:1 ~ 40:1) to give the product. Mp: 97 °C. ¹H NMR (400 MHz, CDCl₃): δ 8.16 (d, *J* = 8.9 Hz, 2H), 8.04 (d, *J* = 8.7 Hz, 2H), 7.31 (d, *J* = 8.7 Hz, 2H), 7.00 (d, *J* = 8.9 Hz, 2H), 3.91 (s, 3H), 2.98 (t, *J* = 7.4 Hz, 2H), 1.74 (dt, *J* = 15.1, 7.5 Hz, 2H), 1.43 (dt, *J* = 15.0, 7.4 Hz, 2H), 0.96

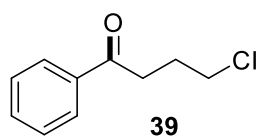
(t, $J = 7.3$ Hz, 3H) ppm; ^{13}C NMR (101 MHz, CDCl_3): δ 199.4, 164.4, 164.1, 154.6, 134.5, 132.4, 129.7, 121.9, 121.3, 113.9, 55.5, 38.3, 26.5, 22.5, 13.9 ppm. HRMS m/z : calcd for $\text{C}_{19}\text{H}_{20}\text{NO}_4$ [$\text{M} + \text{Na}$] $^+$: 335.1254; Found: 335.1261.



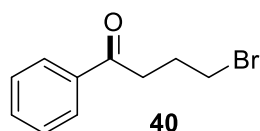
37; A known compound and the characterization data are in accordance with the literature^[S15]. Following the typical procedure **II**, isobutylbenzene (31 μL , 0.2 mmol), H_2O (72 μL , 4 mmol), photocatalyst **3** 4CzIPN (4.7 mg, 0.006 mmol), and ethyl 2-mercaptopropionate (2.6 μL , 0.02 mmol) in CH_3CN (1.5 mL) were employed for 24 h to give the product **37** (19 mg) in 63% yield as a colorless oil. The crude product was purified by column chromatography isolation on silica gel via gradient elution with hexane to hexane/ethyl acetate (80:1 ~ 40:1) to give the product. ^1H NMR (400 MHz, CDCl_3): δ 7.98 – 7.79 (m, 2H), 7.55 – 7.30 (m, 3H), 3.55 – 3.42 (m, 1H), 1.15 (d, $J = 6.8$ Hz, 6H) ppm; ^{13}C NMR (101 MHz, CDCl_3): δ 204.5, 136.2, 132.8, 128.6, 128.3, 35.3, 19.1 ppm.



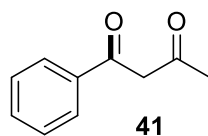
38; A known compound and the characterization data are in accordance with the literature^[S10]. Following the typical procedure **II**, 1,2-diphenylethane (36 mg, 0.2 mmol), H_2O (72 μL , 4 mmol), photocatalyst **3** 4CzIPN (4.7 mg, 0.006 mmol), and ethyl 2-mercaptopropionate (2.6 μL , 0.02 mmol) in CH_3CN (1.5 mL) were employed for 16 h to give the product **38** (20 mg) in 50% yield as a white powder. The crude product was purified by column chromatography isolation on silica gel via gradient elution with hexane to hexane/ethyl acetate (80:1 ~ 40:1) to give the product. ^1H NMR (400 MHz, CDCl_3): δ 8.00 – 7.88 (m, 2H), 7.54 – 7.44 (m, 1H), 7.39 (t, $J = 7.6$ Hz, 2H), 7.29 – 7.14 (m, 5H), 4.22 (s, 2H) ppm; ^{13}C NMR (101 MHz, CDCl_3): δ 197.6, 136.6, 134.5, 133.2, 129.5, 128.7, 128.63, 128.6, 126.9, 45.5 ppm.



39; A known compound and the characterization data are in accordance with the literature^[S16]. Following the typical procedure **II**, 1-chloro-4-phenylbutane (33 μ L, 0.2 mmol), H₂O (72 μ L, 4 mmol), photocatalyst **3** 4CzIPN (4.7 mg, 0.006 mmol), and ethyl 2-mercaptopropionate (2.6 μ L, 0.02 mmol) in CH₃CN (1.5 mL) were employed for 16 h to give the product **39** (27 mg) in 73% yield as a white powder. The crude product was purified by column chromatography isolation on silica gel via gradient elution with hexane to hexane/ethyl acetate (80:1 ~ 40:1) to give the product. ¹H NMR (400 MHz, CDCl₃): δ 7.91 (dd, J = 5.2, 3.3 Hz, 2H), 7.57 – 7.47 (m, 1H), 7.40 (dd, J = 10.5, 4.7 Hz, 2H), 3.62 (t, J = 6.2 Hz, 2H), 3.12 (t, J = 7.0 Hz, 2H), 2.26 – 2.05 (m, 2H) ppm; ¹³C NMR (101 MHz, CDCl₃): δ 199.0, 136.7, 133.2, 128.6, 128.0, 44.7, 35.3, 26.7 ppm.

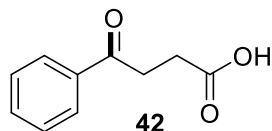


40; A known compound and the characterization data are in accordance with the literature^[S17]. Following the typical procedure **II**, 1-bromo-4-phenylbutane (35 μ L, 0.2 mmol), H₂O (72 μ L, 4 mmol), photocatalyst **3** 4CzIPN (4.7 mg, 0.006 mmol), and ethyl 2-mercaptopropionate (2.6 μ L, 0.02 mmol) in CH₃CN (1.5 mL) were employed for 16 h to give the product **40** (32 mg) in 70% yield as a white powder. The crude product was purified by column chromatography isolation on silica gel via gradient elution with hexane to hexane/ethyl acetate (80:1 ~ 40:1) to give the product. ¹H NMR (400 MHz, CDCl₃): δ 8.03 – 7.84 (m, 2H), 7.46 (dt, J = 15.2, 7.4 Hz, 3H), 3.49 (t, J = 6.3 Hz, 2H), 3.12 (t, J = 6.9 Hz, 2H), 2.25 (p, J = 6.6 Hz, 2H) ppm; ¹³C NMR (101 MHz, CDCl₃): δ 198.8, 136.7, 133.2, 128.6, 128.0, 36.5, 33.6, 26.8 ppm.

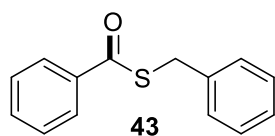


41; A known compound and the characterization data are in accordance with the literature^[S18]. Following the typical procedure **II**, benzylacetone (30 μ L, 0.2 mmol), H₂O (72 μ L, 4 mmol), photocatalyst **3** 4CzIPN (4.7 mg, 0.006 mmol), and ethyl 2-mercaptopropionate (5.2 μ L, 0.04 mmol) in CH₃CN (1.5 mL) were employed for 24 h to give the product **41** (7 mg) in 23% yield as a white powder. The crude product was purified by column chromatography isolation on silica gel via gradient elution with hexane to hexane/ethyl acetate (80:1 ~ 40:1) to give the product. ¹H

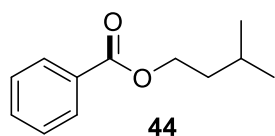
NMR (400 MHz, CDCl₃): δ 16.09 (s, 1H), 7.79 (d, J = 7.9 Hz, 2H), 7.48 – 7.30 (m, 3H), 6.09 (s, 1H), 2.11 (s, 3H) ppm; ¹³C NMR (101 MHz, CDCl₃): δ 193.8, 183.3, 134.9, 132.3, 128.6, 127.0, 96.7, 25.9 ppm.



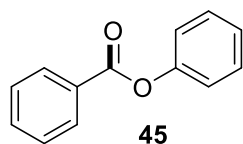
42; A known compound and the characterization data are in accordance with the literature^[S19]. Following the typical procedure **II**, 1-bromo-4-phenylbutane (33 mg, 0.2 mmol), H₂O (72 μ L, 4 mmol), photocatalyst **3** 4CzIPN (4.7 mg, 0.006 mmol), and ethyl 2-mercaptopropionate (5.2 μ L, 0.04 mmol) in CH₃CN (1.5 mL) were employed for 24 h to give the product **42** (19 mg) in 52% yield as a white powder. The crude product was purified by column chromatography isolation on silica gel via gradient elution with hexane to hexane/ethyl acetate (40:1 ~ 10:1) to give the product. ¹H NMR (400 MHz, CDCl₃): δ 8.05 – 7.90 (m, 2H), 7.58 (t, J = 7.4 Hz, 1H), 7.47 (t, J = 7.6 Hz, 2H), 3.32 (t, J = 6.5 Hz, 2H), 2.82 (t, J = 6.5 Hz, 2H) ppm; ¹³C NMR (101 MHz, CDCl₃): δ 197.8, 179.0, 136.3, 133.3, 128.6, 128.0, 33.1, 28.0 ppm.



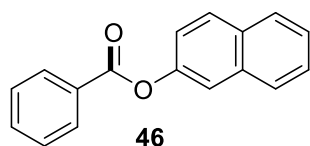
43; A known compound and the characterization data are in accordance with the literature^[S20]. Following the typical procedure **II**, dibenzyl sulfide (43 mg, 0.2 mmol), H₂O (72 μ L, 4 mmol), photocatalyst **3** 4CzIPN (4.7 mg, 0.006 mmol), and ethyl 2-mercaptopropionate (5.2 μ L, 0.04 mmol) in CH₃CN (1.5 mL) were employed for 24 h to give the product **43** (23 mg) in 51% yield as a colorless oil. The crude product was purified by column chromatography isolation on silica gel via gradient elution with hexane to hexane/ethyl acetate (80:1 ~ 40:1) to give the product. ¹H NMR (400 MHz, CDCl₃): δ 8.03 – 7.77 (m, 2H), 7.48 (t, J = 7.4 Hz, 1H), 7.42 – 7.12 (m, 7H), 4.25 (s, 2H) ppm; ¹³C NMR (101 MHz, CDCl₃): δ 191.3, 137.4, 136.8, 133.4, 129.0, 128.7, 128.6, 127.3, 127.3, 33.3 ppm.



44; A known compound and the characterization data are in accordance with the literature^[S21]. Following the typical procedure **II**, ((isopentyloxy)methyl) benzene (39 μ L, 0.2 mmol), H₂O (72 μ L, 4 mmol), photocatalyst **3** 4CzIPN (4.7 mg, 0.006 mmol), and ethyl 2-mercaptopropionate (5.2 μ L, 0.04 mmol) in CH₃CN (1.5 mL) were employed for 24 h to give the product **44** (25 mg) in 65% yield as a colorless oil. The crude product was purified by column chromatography isolation on silica gel via gradient elution with hexane to hexane/ethyl acetate (80:1 ~ 40:1) to give the product. ¹H NMR (400 MHz, CDCl₃): δ 8.03 – 7.90 (m, 2H), 7.52 – 7.44 (m, 1H), 7.41 – 7.32 (m, 2H), 4.28 (t, J = 6.8 Hz, 2H), 1.80 – 1.67 (m, 1H), 1.60 (q, J = 6.8 Hz, 2H), 0.91 (d, J = 6.6 Hz, 6H) ppm; ¹³C NMR (101 MHz, CDCl₃): δ 166.7, 132.8, 130.5, 129.5, 128.3, 63.6, 37.4, 25.2, 22.5 ppm.

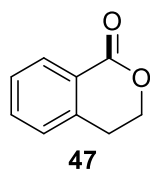


45; A known compound and the characterization data are in accordance with the literature^[S22]. Following the typical procedure **II**, benzyl phenyl ether (37 mg, 0.2 mmol), H₂O (72 μ L, 4 mmol), photocatalyst **3** 4CzIPN (4.7 mg, 0.006 mmol), and ethyl 2-mercaptopropionate (5.2 μ L, 0.04 mmol) in CH₃CN (1.5 mL) were employed for 24 h to give the product **45** (21 mg) in 52% yield as a white powder. The crude product was purified by column chromatography isolation on silica gel via gradient elution with hexane to hexane/ethyl acetate (80:1 ~ 40:1) to give the product. ¹H NMR (400 MHz, CDCl₃): δ 8.21 (dd, J = 8.1, 1.0 Hz, 2H), 7.70 – 7.59 (m, 1H), 7.55 – 7.35 (m, 4H), 7.30 – 7.13 (m, 3H) ppm; ¹³C NMR (101 MHz, CDCl₃): δ 165.2, 150.9, 133.6, 130.2, 129.6, 129.5, 128.6, 125.9, 121.7 ppm.

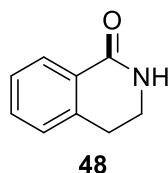


46; A known compound and the characterization data are in accordance with the literature^[S22]. Following the typical procedure **II**, 1-(benzyloxy) naphthalene (47 mg, 0.2 mmol), H₂O (72 μ L, 4 mmol), photocatalyst **3** 4CzIPN (4.7 mg, 0.006 mmol), and ethyl 2-mercaptopropionate (5.2 μ L, 0.04 mmol) in CH₃CN (1.5 mL) were employed for 24 h to give the product **46** (24 mg) in 48% yield as a white powder. The crude product was purified by column chromatography isolation on

silica gel via gradient elution with hexane to hexane/ethyl acetate (80:1 ~ 40:1) to give the product. ^1H NMR (400 MHz, CDCl_3): δ 8.25 – 8.08 (m, 2H), 7.76 (ddd, J = 15.4, 10.8, 8.0 Hz, 3H), 7.63 – 7.49 (m, 2H), 7.46 – 7.35 (m, 4H), 7.26 (dt, J = 13.4, 6.7 Hz, 1H) ppm; ^{13}C NMR (101 MHz, CDCl_3): δ 165.3, 148.6, 133.8, 133.6, 131.5, 130.2, 129.5, 129.4, 128.6, 127.8, 127.6, 126.5, 125.7, 121.2, 118.7 ppm.

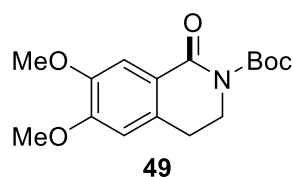


47; A known compound and the characterization data are in accordance with the literature^[S23]. Following the typical procedure **II**, isochroman (25 μL , 0.2 mmol), H_2O (72 μL , 4 mmol), photocatalyst **3** 4CzIPN (4.7 mg, 0.006 mmol), and ethyl 2-mercaptopropionate (2.6 μL , 0.02 mmol) in CH_3CN (1.5 mL) were employed for 16 h to give the product **47** (24 mg) in 81% yield as a colorless oil. The crude product was purified by column chromatography isolation on silica gel via gradient elution with hexane to hexane/ethyl acetate (80:1 ~ 40:1) to give the product. ^1H NMR (400 MHz, CDCl_3): δ 8.09 (dd, J = 7.8, 0.9 Hz, 1H), 7.54 (td, J = 7.5, 1.4 Hz, 1H), 7.39 (t, J = 7.6 Hz, 1H), 7.28 (s, 1H), 4.64 – 4.34 (m, 2H), 3.07 (t, J = 6.0 Hz, 2H) ppm; ^{13}C NMR (101 MHz, CDCl_3): δ 165.0, 139.5, 133.6, 130.2, 127.6, 127.2, 125.2, 67.2, 27.7 ppm.

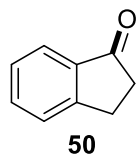


48; A known compound and the characterization data are in accordance with the literature^[S24]. Following the typical procedure **II**, 1,2,3,4-tetrahydroisoquinoline (25 μL , 0.2 mmol), H_2O (72 μL , 4 mmol), photocatalyst **3** 4CzIPN (4.7 mg, 0.006 mmol), and ethyl 2-mercaptopropionate (5.2 μL , 0.04 mmol) in CH_3CN (1.5 mL) were employed for 24 h to give the product **48** (9 mg) in 30% yield as a yellow powder. The crude product was purified by column chromatography isolation on silica gel via gradient elution with hexane to hexane/ethyl acetate (40:1 ~ 5:1) to give the product. ^1H NMR (400 MHz, CDCl_3): δ 8.07 (d, J = 7.7 Hz, 1H), 7.45 (td, J = 7.4, 1.0 Hz, 1H), 7.36 (t, J = 7.5 Hz, 1H), 7.22 (d, J = 7.5 Hz, 1H), 6.64 (d, J = 61.4 Hz, 1H), 3.58 (td, J = 6.7, 2.3 Hz, 2H),

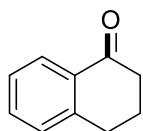
3.01 (t, $J = 6.6$ Hz, 2H) ppm; ^{13}C NMR (101 MHz, CDCl_3): δ 166.5, 138.8, 132.1, 128.9, 127.9, 127.2, 127.1, 40.2, 28.3 ppm.



49; A known compound and the characterization data are in accordance with the literature^[S24]. Following the typical procedure **II**, tert-butyl 6,7-dimethoxy-3,4-dihydroisoquinoline-2(1H)-carboxylate (59 mg, 0.2 mmol), H_2O (72 μL , 4 mmol), photocatalyst **3** 4CzIPN (4.7 mg, 0.006 mmol), and ethyl 2-mercaptopropionate (5.2 μL , 0.04 mmol) in CH_3CN (1.5 mL) were employed for 24 h to give the product **49** (18 mg) in 30% yield as a white powder. The crude product was purified by column chromatography isolation on silica gel via gradient elution with hexane to hexane/ethyl acetate (40:1 ~ 5:1) to give the product. ^1H NMR (400 MHz, CDCl_3): δ 7.65 (s, 1H), 6.64 (s, 1H), 4.01 – 3.96 (m, 2H), 3.92 (d, $J = 9.5$ Hz, 6H), 2.94 (t, $J = 6.2$ Hz, 2H), 1.59 (s, 9H) ppm; ^{13}C NMR (101 MHz, CDCl_3): δ 163.9, 153.5, 152.9, 148.2, 133.9, 121.7, 111.2, 109.1, 83.1, 56.1, 56.0, 44.7, 28.1 ppm.

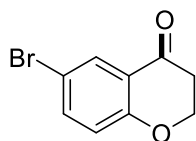


50; A known compound and the characterization data are in accordance with the literature^[S10]. Following the typical procedure **II**, indan (24 μL , 0.2 mmol), H_2O (72 μL , 4 mmol), photocatalyst **3** 4CzIPN (4.7 mg, 0.006 mmol), and ethyl 2-mercaptopropionate (2.6 μL , 0.02 mmol) in CH_3CN (1.5 mL) were employed for 16 h to give the product **50** (17 mg) in 63% yield as a white powder. The crude product was purified by column chromatography isolation on silica gel via gradient elution with hexane to hexane/ethyl acetate (80:1 ~ 40:1) to give the product. ^1H NMR (400 MHz, CDCl_3): δ 7.76 (d, $J = 7.7$ Hz, 1H), 7.59 (td, $J = 7.6, 1.1$ Hz, 1H), 7.48 (d, $J = 7.7$ Hz, 1H), 7.42 – 7.32 (m, 1H), 3.20 – 3.09 (m, 2H), 2.74 – 2.63 (m, 2H) ppm; ^{13}C NMR (101 MHz, CDCl_3): δ 206.7, 154.9, 136.8, 134.3, 127.0, 126.5, 123.3, 35.9, 25.5 ppm.



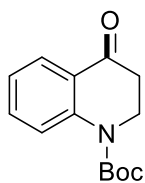
51

51; A known compound and the characterization data are in accordance with the literature^[S4]. Following the typical procedure **II**, 1,2,3,4-tetrahydronaphthalene (27 μ L, 0.2 mmol), H₂O (72 μ L, 4 mmol), photocatalyst **3** 4CzIPN (4.7 mg, 0.006 mmol), and ethyl 2-mercaptopropionate (2.6 μ L, 0.02 mmol) in CH₃CN (1.5 mL) were employed for 16 h to give the product **51** (18 mg) in 63% yield as a colorless oil. The crude product was purified by column chromatography isolation on silica gel via gradient elution with hexane to hexane/ethyl acetate (80:1 ~ 40:1) to give the product. ¹H NMR (400 MHz, CDCl₃): δ 8.04 (t, J = 6.5 Hz, 1H), 7.48 (dd, J = 13.3, 7.1 Hz, 1H), 7.29 (dt, J = 24.3, 6.8 Hz, 2H), 2.98 (d, J = 5.7 Hz, 2H), 2.67 (dd, J = 12.8, 6.8 Hz, 2H), 2.15 (dd, J = 12.3, 6.1 Hz, 2H) ppm; ¹³C NMR (101 MHz, CDCl₃): δ 198.4, 144.5, 133.4, 132.6, 128.7, 127.1, 126.6, 39.1, 29.7, 23.3 ppm.



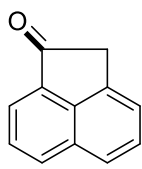
52

52; A known compound and the characterization data are in accordance with the literature^[S26]. Following the typical procedure **II**, 6-bromochroman (29 μ L, 0.2 mmol), H₂O (72 μ L, 4 mmol), photocatalyst **3** 4CzIPN (4.7 mg, 0.006 mmol), and ethyl 2-mercaptopropionate (2.6 μ L, 0.02 mmol) in CH₃CN (1.5 mL) were employed for 16 h to give the product **52** (38 mg) in 83% yield as a white powder. The crude product was purified by column chromatography isolation on silica gel via gradient elution with hexane to hexane/ethyl acetate (80:1 ~ 40:1) to give the product. ¹H NMR (400 MHz, CDCl₃): δ 8.01 (d, J = 2.5 Hz, 1H), 7.55 (dd, J = 8.8, 2.5 Hz, 1H), 6.89 (d, J = 8.8 Hz, 1H), 4.66 – 4.36 (m, 2H), 2.98 – 2.58 (m, 2H) ppm; ¹³C NMR (101 MHz, CDCl₃): δ 190.5, 160.7, 138.6, 129.6, 122.5, 120.0, 114.1, 67.1, 37.4 ppm.



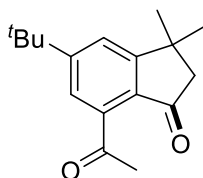
53

53; A known compound and the characterization data are in accordance with the literature^[S27]. Following the typical procedure **II**, tert-butyl 3,4-dihydroquinoline-1(2H)-carboxylate (47 mg, 0.2 mmol), H₂O (72 μ L, 4 mmol), photocatalyst **3** 4CzIPN (4.7 mg, 0.006 mmol), and ethyl 2-mercaptopropionate (2.6 μ L, 0.02 mmol) in CH₃CN (1.5 mL) were employed for 16 h to give the product **53** (35 mg) in 71% yield as a white powder. The crude product was purified by column chromatography isolation on silica gel via gradient elution with hexane to hexane/ethyl acetate (80:1 ~ 40:1) to give the product. ¹H NMR (400 MHz, CDCl₃): δ 7.99 (dd, *J* = 7.9, 1.7 Hz, 1H), 7.76 (d, *J* = 8.4 Hz, 1H), 7.50 (ddd, *J* = 8.7, 7.3, 1.7 Hz, 1H), 7.22 – 7.07 (m, 1H), 4.25 – 4.05 (m, 2H), 2.89 – 2.65 (m, 2H), 1.56 (s, 9H) ppm; ¹³C NMR (101 MHz, CDCl₃): δ 194.2, 152.7, 144.1, 133.9, 127.3, 124.9, 123.8, 123.7, 82.2, 44.3, 39.0, 28.3 ppm.



54

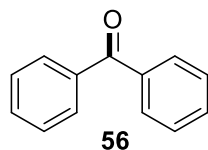
54; A known compound and the characterization data are in accordance with the literature^[S28]. Following the typical procedure **II**, acenaphthene (31mg, 0.2 mmol), H₂O (72 μ L, 4 mmol), photocatalyst **3** 4CzIPN (4.7 mg, 0.006 mmol), and ethyl 2-mercaptopropionate (5.2 μ L, 0.04 mmol) in CH₃CN (1.5 mL) were employed for 24 h to give the product **54** (26 mg) in 78% yield as a yellow powder. The crude product was purified by column chromatography isolation on silica gel via gradient elution with hexane to hexane/ethyl acetate (80:1 ~ 40:1) to give the product. ¹H NMR (400 MHz, CDCl₃): δ 8.02 (d, *J* = 8.1 Hz, 1H), 7.90 (d, *J* = 7.0 Hz, 1H), 7.76 (d, *J* = 8.4 Hz, 1H), 7.65 (dd, *J* = 7.8, 7.3 Hz, 1H), 7.53 (dd, *J* = 8.3, 7.0 Hz, 1H), 7.40 (d, *J* = 6.8 Hz, 1H), 3.76 (s, 2H) ppm; ¹³C NMR (101 MHz, CDCl₃): δ 203.0, 142.9, 135.0, 134.7, 131.5, 130.9, 128.4, 128.0, 123.9, 121.4, 121.0, 42.0 ppm.



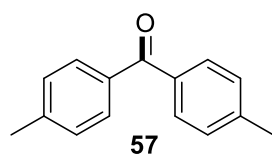
55

55; A known compound and the characterization data are in accordance with the literature^[S29]. Following the typical procedure **II**, 4-acetyl-6-tert-butyl-1,1-dimethylindan (49 mg, 0.2 mmol),

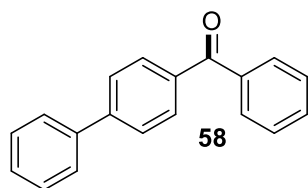
H₂O (72 μ L, 4 mmol), photocatalyst **3** 4CzIPN (4.7 mg, 0.006 mmol), and ethyl 2-mercaptopropionate (5.2 μ L, 0.04 mmol) in CH₃CN (1.5 mL) were employed for 24 h to give the product **55** (30 mg) in 58% yield as a white powder. The crude product was purified by column chromatography isolation on silica gel via gradient elution with hexane to hexane/ethyl acetate (80:1 ~ 40:1) to give the product. ¹H NMR (400 MHz, CDCl₃): δ 7.55 (s, 1H), 7.34 (s, 1H), 2.64 (d, J = 0.7 Hz, 3H), 2.62 (s, 2H), 1.44 (s, 6H), 1.37 (s, 9H) ppm; ¹³C NMR (101 MHz, CDCl₃): δ 204.7, 204.0, 164.5, 159.4, 139.1, 129.3, 123.2, 121.7, 53.2, 38.7, 35.7, 31.1, 30.9, 30.0 ppm.



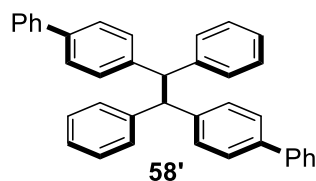
56; A known compound and the characterization data are in accordance with the literature^[S4]. Following the typical procedure **II**, diphenylmethane (34 mg, 0.2 mmol), H₂O (72 μ L, 4 mmol), photocatalyst **3** 4CzIPN (4.7 mg, 0.006 mmol), and ethyl 2-mercaptopropionate (2.6 μ L, 0.02 mmol) in CH₃CN (1.5 mL) were employed for 16 h to give the product **56** (31 mg) in 85% yield as a white powder. The crude product was purified by column chromatography isolation on silica gel via gradient elution with hexane to hexane/ethyl acetate (80:1 ~ 40:1) to give the product. ¹H NMR (400 MHz, CDCl₃): δ 7.88 – 7.71 (m, 4H), 7.64 – 7.55 (m, 2H), 7.53 – 7.42 (m, 4H) ppm; ¹³C NMR (101 MHz, CDCl₃): δ 196.8, 137.5, 132.4, 130.1, 128.3 ppm.



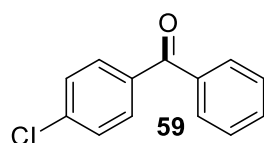
57; A known compound and the characterization data are in accordance with the literature^[S11]. Following the typical procedure **II**, 4,4-dimethyldiphenylmethane (39 mg, 0.2 mmol), H₂O (72 μ L, 4 mmol), photocatalyst **3** 4CzIPN (4.7 mg, 0.006 mmol), and ethyl 2-mercaptopropionate (2.6 μ L, 0.02 mmol) in CH₃CN (1.5 mL) were employed for 16 h to give the product **57** (30 mg) in 71% yield as a white powder. The crude product was purified by column chromatography isolation on silica gel via gradient elution with hexane to hexane/ethyl acetate (80:1 ~ 40:1) to give the product. ¹H NMR (400 MHz, CDCl₃): δ 7.69 (d, J = 8.2 Hz, 4H), 7.26 (d, J = 7.9 Hz, 4H), 2.42 (s, 6H) ppm; ¹³C NMR (101 MHz, CDCl₃): δ 196.2, 142.8, 135.1, 130.1, 128.8, 21.5 ppm.



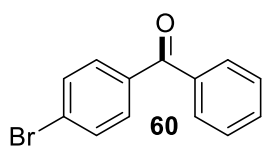
58; A known compound and the characterization data are in accordance with the literature^[S30]. Following the typical procedure **II**, 4-benzylbiphenyl (49 mg, 0.2 mmol), H₂O (72 μL, 4 mmol), photocatalyst **3** 4CzIPN (4.7 mg, 0.006 mmol), and ethyl 2-mercaptopropionate (2.6 μL, 0.02 mmol) in CH₃CN (1.5 mL) were employed for 24 h to give the product **58** (31 mg) in 60% yield as a white powder. The crude product was purified by column chromatography isolation on silica gel via gradient elution with hexane to hexane/ethyl acetate (80:1 ~ 40:1) to give the product. ¹H NMR (400 MHz, CDCl₃): δ 7.04 – 6.89 (m, 4H), 6.84 – 6.65 (m, 5H), 6.64 – 6.44 (m, 5H) ppm; ¹³C NMR (101 MHz, CDCl₃): δ 196.3, 145.2, 140.0, 137.7, 136.2, 132.4, 130.7, 130.0, 128.9, 128.3, 128.2, 127.3, 126.9 ppm.



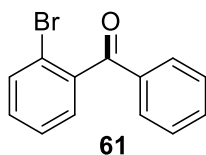
58'; A known compound and the characterization data are in accordance with the literature^[S31]. Following the typical procedure **II**, 4-benzylbiphenyl (49 mg, 0.2 mmol), H₂O (72 μL, 4 mmol), photocatalyst **3** 4CzIPN (4.7 mg, 0.006 mmol), and ethyl 2-mercaptopropionate (2.6 μL, 0.02 mmol) in CH₃CN (1.5 mL) were employed for 24 h to give the product **58'** (5 mg) in 9% yield as a white powder. The crude product was purified by column chromatography isolation on silica gel via gradient elution with hexane to hexane/ethyl acetate (80:1 ~ 40:1) to give the product. ¹H NMR (400 MHz, CDCl₃): δ 7.44 – 7.38 (m, 4H), 7.32 – 7.27 (m, 7H), 7.23 – 7.11 (m, 11H), 7.06 (td, *J* = 7.5, 4.2 Hz, 4H), 6.96 (ddd, *J* = 7.4, 2.6, 1.3 Hz, 2H), 4.78 (s, 2H) ppm; ¹³C NMR (101 MHz, CDCl₃): δ 143.4, 143.4, 142.6, 142.5, 140.8, 140.7, 138.6, 138.5, 128.9, 128.6, 128.5, 128.3, 128.2, 127.0, 126.9, 126.8, 126.0, 125.9, 56.0 ppm.



59; A known compound and the characterization data are in accordance with the literature^[S32]. Following the typical procedure **II**, 4-chlorodiphenylmethane (37 μ L, 0.2 mmol), H₂O (72 μ L, 4 mmol), photocatalyst **3** 4CzIPN (4.7 mg, 0.006 mmol), and ethyl 2-mercaptopropionate (2.6 μ L, 0.02 mmol) in CH₃CN (1.5 mL) were employed for 16 h to give the product **59** (26 mg) in 60% yield as a white powder. The crude product was purified by column chromatography isolation on silica gel via gradient elution with hexane to hexane/ethyl acetate (80:1 ~ 40:1) to give the product. ¹H NMR (400 MHz, CDCl₃): δ 7.98 – 7.71 (m, 4H), 7.67 – 7.39 (m, 5H) ppm; ¹³C NMR (101 MHz, CDCl₃): δ 195.5, 138.9, 137.2, 135.8, 132.6, 131.4, 129.9, 128.6, 128.4 ppm.

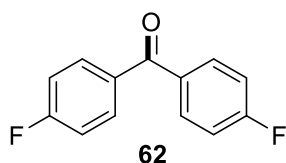


60; A known compound and the characterization data are in accordance with the literature^[S33]. Following the typical procedure **II**, benzyl-4-bromobenzene (49 mg, 0.2 mmol), H₂O (72 μ L, 4 mmol), photocatalyst **3** 4CzIPN (4.7 mg, 0.006 mmol), and ethyl 2-mercaptopropionate (2.6 μ L, 0.02 mmol) in CH₃CN (1.5 mL) were employed for 16 h to give the product **60** (44 mg) in 85% yield as a white powder. The crude product was purified by column chromatography isolation on silica gel via gradient elution with hexane to hexane/ethyl acetate (80:1 ~ 40:1) to give the product. ¹H NMR (400 MHz, CDCl₃): δ 7.81 – 7.73 (m, 2H), 7.70 – 7.65 (m, 2H), 7.64 – 7.56 (m, 3H), 7.52 – 7.42 (m, 2H) ppm; ¹³C NMR (101 MHz, CDCl₃): δ 195.5, 137.1, 136.2, 132.6, 131.6, 131.5, 129.9, 128.4, 127.4 ppm.

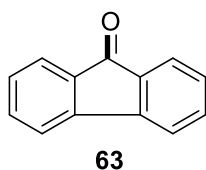


61; A known compound and the characterization data are in accordance with the literature^[S34]. Following the typical procedure **II**, 2-bromodiphenylmethane (49 mg, 0.2 mmol), H₂O (72 μ L, 4 mmol), photocatalyst **3** 4CzIPN (4.7 mg, 0.006 mmol), and ethyl 2-mercaptopropionate (2.6 μ L, 0.02 mmol) in CH₃CN (1.5 mL) were employed for 16 h to give the product **61** (38 mg) in 73% yield as a white powder. The crude product was purified by column chromatography isolation on silica gel via gradient elution with hexane to hexane/ethyl acetate (100:1 ~ 40:1) to give the product. ¹H NMR (400 MHz, CDCl₃): δ 7.86 – 7.76 (m, 2H), 7.60 (ddd, J = 19.2, 14.5, 10.1 Hz,

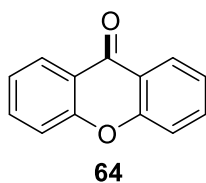
2H), 7.50 – 7.31 (m, 5H) ppm; ^{13}C NMR (101 MHz, CDCl_3): δ 195.8, 140.6, 136.1, 133.7, 133.2, 131.1, 130.2, 129.0, 128.6, 127.2, 119.5 ppm.



62; A known compound and the characterization data are in accordance with the literature^[S111]. Following the typical procedure **II**, bis(4-fluorophenyl)methane (41 mg, 0.2 mmol), H_2O (72 μL , 4 mmol), photocatalyst **3** 4CzIPN (4.7 mg, 0.006 mmol), and ethyl 2-mercaptopropionate (2.6 μL , 0.02 mmol) in CH_3CN (1.5 mL) were employed for 16 h to give the product **62** (39 mg) in 89% yield as a white powder. The crude product was purified by column chromatography isolation on silica gel via gradient elution with hexane to hexane/ethyl acetate (80:1 ~ 40:1) to give the product. ^1H NMR (400 MHz, CDCl_3): δ 7.87 – 7.77 (m, 4H), 7.24 – 7.09 (m, 4H) ppm; ^{13}C NMR (101 MHz, CDCl_3): δ 193.7, 166.6, 164.1, 133.7, 133.6, 132.5, 132.4, 115.6, 115.4 ppm.

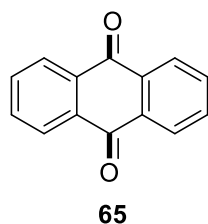


63; A known compound and the characterization data are in accordance with the literature^[S351]. Following the typical procedure **II**, fluorene (33 mg, 0.2 mmol), H_2O (72 μL , 4 mmol), photocatalyst **3** 4CzIPN (4.7 mg, 0.006 mmol), and ethyl 2-mercaptopropionate (2.6 μL , 0.02 mmol) in CH_3CN (1.5 mL) were employed for 16 h to give the product **63** (30 mg) in 83% yield as a yellow powder. The crude product was purified by column chromatography isolation on silica gel via gradient elution with hexane to hexane/ethyl acetate (80:1 ~ 40:1) to give the product. ^1H NMR (400 MHz, CDCl_3): δ 8.34 (dd, J = 8.0, 1.6 Hz, 2H), 7.72 (ddd, J = 8.7, 7.1, 1.7 Hz, 2H), 7.48 (dd, J = 8.4, 0.5 Hz, 2H), 7.43 – 7.30 (m, 2H) ppm; ^{13}C NMR (101 MHz, CDCl_3): δ 177.2, 156.2, 134.8, 126.7, 123.9, 121.8, 118.0 ppm.

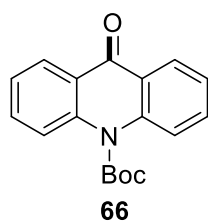


64; A known compound and the characterization data are in accordance with the literature^[S101].

Following the typical procedure **II**, xanthene (36 mg, 0.2 mmol), H₂O (72 μ L, 4 mmol), photocatalyst **3** 4CzIPN (4.7 mg, 0.006 mmol), and ethyl 2-mercaptopropionate (2.6 μ L, 0.02 mmol) in CH₃CN (1.5 mL) were employed for 16 h to give the product **64** (32 mg) in 82% yield as a white powder. The crude product was purified by column chromatography isolation on silica gel via gradient elution with hexane to hexane/ethyl acetate (80:1 ~ 40:1) to give the product. ¹H NMR (400 MHz, CDCl₃): δ 8.34 (dd, *J* = 8.0, 1.6 Hz, 2H), 7.72 (ddd, *J* = 8.7, 7.1, 1.7 Hz, 2H), 7.48 (dd, *J* = 8.4, 0.5 Hz, 2H), 7.43 – 7.30 (m, 2H) ppm; ¹³C NMR (101 MHz, CDCl₃): δ 177.2, 156.2, 134.8, 126.7, 123.9, 121.8, 118.0 ppm.

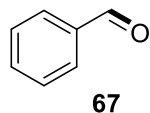


65; A known compound and the characterization data are in accordance with the literature^[S29]. Following the typical procedure **II**, 9,10-dihydroanthracene (36 mg, 0.2 mmol), H₂O (72 μ L, 4 mmol), photocatalyst **3** 4CzIPN (4.7 mg, 0.006 mmol), and ethyl 2-mercaptopropionate (2.6 μ L, 0.02 mmol) in CH₃CN (1.5 mL) were employed for 16 h to give the product **65** (30 mg) in 72% yield as a yellow powder. The crude product was purified by column chromatography isolation on silica gel via gradient elution with hexane to hexane/ethyl acetate (80:1 ~ 40:1) to give the product. ¹H NMR (400 MHz, CDCl₃): δ 8.52 – 8.14 (m, 4H), 7.94 – 7.61 (m, 4H) ppm; ¹³C NMR (101 MHz, CDCl₃): δ 183.2, 134.1, 133.5, 127.2 ppm.

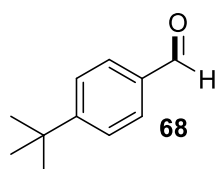


66; A known compound and the characterization data are in accordance with the literature^[S36]. Following the typical procedure **II**, tert-butyl acridine-10(9H)-carboxylate (56 mg, 0.2 mmol), H₂O (72 μ L, 4 mmol), photocatalyst **3** 4CzIPN (4.7 mg, 0.006 mmol), and ethyl 2-mercaptopropionate (2.6 μ L, 0.02 mmol) in CH₃CN (1.5 mL) were employed for 24 h to give the product **66** (43 mg) in 73% yield as a yellow powder. The crude product was purified by column chromatography isolation on silica gel via gradient elution with hexane to hexane/ethyl

acetate (80:1 ~ 40:1) to give the product. ^1H NMR (400 MHz, CDCl_3): δ 8.44 (dd, $J = 8.0, 1.4$ Hz, 2H), 7.68 (ddd, $J = 8.6, 7.0, 1.6$ Hz, 2H), 7.58 (d, $J = 8.4$ Hz, 2H), 7.44 – 7.29 (m, 2H), 1.69 (s, 9H) ppm; ^{13}C NMR (101 MHz, CDCl_3): δ 178.6, 151.8, 139.5, 133.3, 127.2, 123.2, 122.9, 117.5, 86.3, 27.7 ppm.

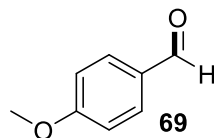


67; A known compound and the characterization data are in accordance with the literature^[S4]. Following the typical procedure **II**, toluene (21 μL , 0.2 mmol), H_2O (72 μL , 4 mmol), photocatalyst **3** 4CzIPN (4.7 mg, 0.006 mmol), and ethyl 2-mercaptopropionate (5.2 μL , 0.04 mmol) in CH_3CN (1.5 mL) were employed for 24 h to give the product **67** (7 mg) in 33% yield as a colorless oil or following the typical procedure **III**, benzylamine (22 μL , 0.2 mmol), H_2O (72 μL , 4 mmol), photocatalyst **3** 4CzIPN (4.7 mg, 0.006 mmol), and ethyl 2-mercaptopropionate (5.2 μL , 0.04 mmol) in CH_3CN (1.5 mL) were employed for 24 h to give the product **67** (17 mg) in 80% yield as a colorless oil. The crude product was purified by column chromatography isolation on silica gel via gradient elution with hexane to hexane/ethyl acetate (80:1 ~ 40:1) to give the product. ^1H NMR (400 MHz, CDCl_3): δ 9.96 (s, 1H), 7.88 – 7.77 (m, 2H), 7.63 – 7.53 (m, 1H), 7.51 – 7.41 (m, 2H) ppm; ^{13}C NMR (101 MHz, CDCl_3): δ 192.4, 136.4, 134.5, 129.8, 129.0 ppm.

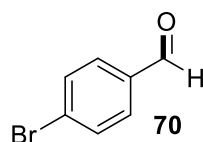


68; A known compound and the characterization data are in accordance with the literature^[S35]. Following the typical procedure **II**, 4-tert-butyltoluene (35 μL , 0.2 mmol), H_2O (72 μL , 4 mmol), photocatalyst **3** 4CzIPN (4.7 mg, 0.006 mmol), and ethyl 2-mercaptopropionate (5.2 μL , 0.04 mmol) in CH_3CN (1.5 mL) were employed for 24 h to give the product **68** (17 mg) in 52% yield as a colorless oil or following the typical procedure **III**, 4-tert-butylbenzylamine (35 μL , 0.2 mmol), H_2O (72 μL , 4 mmol), photocatalyst **3** 4CzIPN (4.7 mg, 0.006 mmol), and ethyl 2-mercaptopropionate (5.2 μL , 0.04 mmol) in CH_3CN (1.5 mL) were employed for 24 h to give the product **68** (17 mg) in 52% yield as a colorless oil. The crude product was purified by column chromatography isolation on silica gel via gradient elution with hexane to hexane/ethyl acetate

(80:1 ~ 40:1) to give the product. ^1H NMR (400 MHz, CDCl_3): δ 9.99 (s, 1H), 7.93 – 7.75 (m, 2H), 7.64 – 7.50 (m, 2H), 1.36 (s, 9H) ppm; ^{13}C NMR (101 MHz, CDCl_3): δ 192.1, 158.5, 134.0, 129.7, 126.0, 35.4, 31.1 ppm.

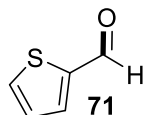


69; A known compound and the characterization data are in accordance with the literature^[88]. Following the typical procedure **II**, 4-methylanisole (25 μL , 0.2 mmol), H_2O (72 μL , 4 mmol), photocatalyst **3** 4CzIPN (4.7 mg, 0.006 mmol), and ethyl 2-mercaptopropionate (5.2 μL , 0.04 mmol) in CH_3CN (1.5 mL) were employed for 24 h to give the product **69** (12 mg) in 44% yield as a colorless oil or following the typical procedure **III**, 4-methoxybenzylamine (26 μL , 0.2 mmol), H_2O (72 μL , 4 mmol), photocatalyst **3** 4CzIPN (4.7 mg, 0.006 mmol), and ethyl 2-mercaptopropionate (5.2 μL , 0.04 mmol) in CH_3CN (1.5 mL) were employed for 24 h to give the product **69** (20 mg) in 73% yield as a colorless oil. The crude product was purified by column chromatography isolation on silica gel via gradient elution with hexane to hexane/ethyl acetate (80:1 ~ 40:1) to give the product. ^1H NMR (400 MHz, CDCl_3): δ 9.81 (s, 1H), 7.76 (t, $J = 5.5$ Hz, 2H), 6.93 (d, $J = 8.7$ Hz, 2H), 3.81 (s, 3H) ppm; ^{13}C NMR (101 MHz, CDCl_3): δ 190.8, 164.6, 131.9, 129.9, 114.3, 55.5 ppm.

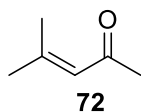


70; A known compound and the characterization data are in accordance with the literature^[88]. Following the typical procedure **II**, 4-bromotoluene (34 mg, 0.2 mmol), H_2O (72 μL , 4 mmol), photocatalyst **3** 4CzIPN (4.7 mg, 0.006 mmol), and ethyl 2-mercaptopropionate (5.2 μL , 0.04 mmol) in CH_3CN (1.5 mL) were employed for 24 h to give the product **70** (18 mg) in 48% yield as a white powder or following the typical procedure **III**, 4-bromobenzylamine (25 μL , 0.2 mmol), H_2O (72 μL , 4 mmol), photocatalyst **3** 4CzIPN (4.7 mg, 0.006 mmol), and ethyl 2-mercaptopropionate (5.2 μL , 0.04 mmol) in CH_3CN (1.5 mL) were employed for 24 h to give the product **70** (30 mg) in 81% yield as a white powder. The crude product was purified by column chromatography isolation on silica gel via gradient elution with hexane to hexane/ethyl

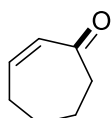
acetate (80:1 ~ 40:1) to give the product. ^1H NMR (400 MHz, CDCl_3): δ 9.91 (s, 1H), 7.68 (d, J = 8.3 Hz, 2H), 7.62 (d, J = 8.3 Hz, 2H) ppm; ^{13}C NMR (101 MHz, CDCl_3): δ 191.1, 135.1, 132.4, 131.0, 129.8 ppm.



71; A known compound and the characterization data are in accordance with the literature^[S35]. Following the typical procedure **II**, 2-methylthiophene (19 μL , 0.2 mmol), H_2O (72 μL , 4 mmol), photocatalyst **3** 4CzIPN (4.7 mg, 0.006 mmol), and ethyl 2-mercaptopropionate (5.2 μL , 0.04 mmol) in CH_3CN (1.5 mL) were employed for 24 h to give the product **71** (10 mg) in 44% yield as a colorless oil. The crude product was purified by column chromatography isolation on silica gel via gradient elution with hexane to hexane/ethyl acetate (80:1 ~ 40:1) to give the product. ^1H NMR (400 MHz, CDCl_3): δ 9.90 (t, J = 8.1 Hz, 1H), 7.83 – 7.60 (m, 2H), 7.15 (dd, J = 4.8, 3.8 Hz, 1H) ppm; ^{13}C NMR (101 MHz, CDCl_3): δ 183.0, 144.0, 136.3, 135.1, 128.3 ppm.

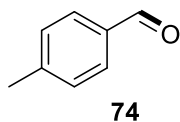


72; A known compound and the characterization data are in accordance with the literature^[S37]. Following the typical procedure **II**, 2-methyl-2-pentene (24 μL , 0.2 mmol), H_2O (72 μL , 4 mmol), photocatalyst **3** 4CzIPN (4.7 mg, 0.006 mmol), and ethyl 2-mercaptopropionate (5.2 μL , 0.04 mmol) in CH_3CN (1.5 mL) were employed for 24 h to give the product **72** (6 mg) in 31% yield as a colorless oil. The crude product was purified by column chromatography isolation on silica gel via gradient elution with hexane to hexane/ethyl acetate (80:1 ~ 40:1) to give the product. ^1H NMR (400 MHz, CDCl_3): δ 6.09 (s, 1H), 2.12 (t, J = 24.3 Hz, 6H), 1.89 (s, 3H) ppm; ^{13}C NMR (101 MHz, CDCl_3): δ 198.7, 155.1, 124.2, 31.6, 27.6, 20.6 ppm.

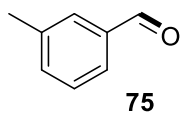


73; A known compound and the characterization data are in accordance with the literature^[S38]. Following the typical procedure **II**, cycloheptene (23 μL , 0.2 mmol), H_2O (72 μL , 4 mmol), photocatalyst **3** 4CzIPN (4.7 mg, 0.006 mmol), and ethyl 2-mercaptopropionate (5.2 μL , 0.04

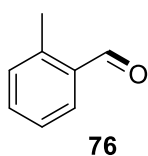
mmol) in CH₃CN (1.5 mL) were employed for 24 h to give the product **73** (5 mg) in 23% yield as a colorless oil. The crude product was purified by column chromatography isolation on silica gel via gradient elution with hexane to hexane/ethyl acetate (80:1 ~ 40:1) to give the product. ¹H NMR (400 MHz, CDCl₃): δ 6.52 (dt, *J* = 12.1, 5.5 Hz, 1H), 5.95 (dt, *J* = 12.1, 1.6 Hz, 1H), 2.55 (dd, *J* = 7.2, 5.1 Hz, 2H), 2.45 – 2.28 (m, 2H), 1.83 – 1.69 (m, 4H) ppm; ¹³C NMR (101 MHz, CDCl₃): δ 204.5, 146.6, 132.5, 43.5, 30.2, 26.1, 21.7 ppm.



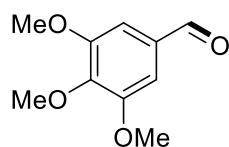
74; A known compound and the characterization data are in accordance with the literature^[S39]. Following the typical procedure **III**, 4-methylbenzylamine (25 μL, 0.2 mmol), H₂O (72 μL, 4 mmol), photocatalyst **3** 4CzIPN (4.7 mg, 0.006 mmol), and ethyl 2-mercaptopropionate (5.2 μL, 0.04 mmol) in CH₃CN (1.5 mL) were employed for 24 h to give the product **74** (17 mg) in 71% yield as a colorless oil. The crude product was purified by column chromatography isolation on silica gel via gradient elution with hexane to hexane/ethyl acetate (80:1 ~ 40:1) to give the product. ¹H NMR (400 MHz, CDCl₃): δ 9.90 (s, 1H), 7.71 (d, *J* = 8.1 Hz, 2H), 7.26 (d, *J* = 7.9 Hz, 2H), 2.37 (s, 3H) ppm; ¹³C NMR (101 MHz, CDCl₃): δ 192.0, 145.6, 134.2, 129.9, 129.7, 21.9 ppm.



75; A known compound and the characterization data are in accordance with the literature^[S39]. Following the typical procedure **III**, 3-methylbenzylamine (25 μL, 0.2 mmol), H₂O (72 μL, 4 mmol), photocatalyst **3** 4CzIPN (4.7 mg, 0.006 mmol), and ethyl 2-mercaptopropionate (5.2 μL, 0.04 mmol) in CH₃CN (1.5 mL) were employed for 24 h to give the product **75** (20 mg) in 83% yield as a colorless oil. The crude product was purified by column chromatography isolation on silica gel via gradient elution with hexane to hexane/ethyl acetate (80:1 ~ 40:1) to give the product. ¹H NMR (400 MHz, CDCl₃): δ 9.99 (s, 1H), 7.73 – 7.63 (m, 2H), 7.49 – 7.39 (m, 2H), 2.44 (s, 3H) ppm; ¹³C NMR (101 MHz, CDCl₃): δ 192.7, 138.9, 136.5, 135.3, 130.0, 128.9, 127.2, 21.2 ppm.

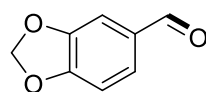


76; A known compound and the characterization data are in accordance with the literature^[S4]. Following the typical procedure **III**, 2-methylbenzylamine (25 μ L, 0.2 mmol), H₂O (72 μ L, 4 mmol), photocatalyst **3** 4CzIPN (4.7 mg, 0.006 mmol), and ethyl 2-mercaptopropionate (5.2 μ L, 0.04 mmol) in CH₃CN (1.5 mL) were employed for 24 h to give the product **76** (18 mg) in 73% yield as a colorless oil. The crude product was purified by column chromatography isolation on silica gel via gradient elution with hexane to hexane/ethyl acetate (80:1 ~ 40:1) to give the product. ¹H NMR (400 MHz, CDCl₃): δ 10.27 (d, *J* = 1.0 Hz, 1H), 7.80 (d, *J* = 7.6 Hz, 1H), 7.48 (t, *J* = 7.5 Hz, 1H), 7.36 (t, *J* = 7.5 Hz, 1H), 7.26 (d, *J* = 7.5 Hz, 1H), 2.67 (s, 3H) ppm; ¹³C NMR (101 MHz, CDCl₃): δ 192.8, 140.6, 134.1, 133.6, 132.0, 131.7, 126.3, 19.6 ppm.



77

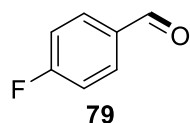
77; A known compound and the characterization data are in accordance with the literature^[S39]. Following the typical procedure **III**, 3,4,5-trimethoxybenzylamine (34 μ L, 0.2 mmol), H₂O (72 μ L, 4 mmol), photocatalyst **3** 4CzIPN (4.7 mg, 0.006 mmol), and ethyl 2-mercaptopropionate (5.2 μ L, 0.04 mmol) in CH₃CN (1.5 mL) were employed for 24 h to give the product **77** (12 mg) in 30% yield as a white powder. The crude product was purified by column chromatography isolation on silica gel via gradient elution with hexane to hexane/ethyl acetate (80:1 ~ 40:1) to give the product. ¹H NMR (400 MHz, CDCl₃): δ 9.80 (s, 1H), 7.06 (s, 2H), 3.91 – 3.80 (m, 9H) ppm; ¹³C NMR (101 MHz, CDCl₃): δ 191.1, 153.6, 143.5, 131.7, 106.6, 61.0, 56.2 ppm.



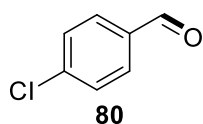
78

78; A known compound and the characterization data are in accordance with the literature^[S4]. Following the typical procedure **III**, 3,4-methylenedioxybenzylamine (25 μ L, 0.2 mmol), H₂O (72 μ L, 4 mmol), photocatalyst **3** 4CzIPN (4.7 mg, 0.006 mmol), and ethyl 2-mercaptopropionate (5.2 μ L, 0.04 mmol) in CH₃CN (1.5 mL) were employed for 24 h to give the product **78** (23 mg) in 78% yield as a colorless oil. The crude product was purified by column chromatography isolation on silica gel via gradient elution with hexane to hexane/ethyl acetate (80:1 ~ 40:1) to give the product. ¹H NMR (400 MHz, CDCl₃): δ 9.81 (s, 1H), 7.48 – 7.37 (m, 1H), 7.34 (s, 1H), 6.93 (dd, *J*

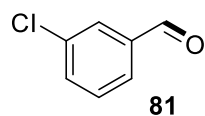
= 7.9, 0.9 Hz, 1H), 6.08 (s, 2H) ppm; ^{13}C NMR (101 MHz, CDCl_3): δ 190.3, 153.1, 148.7, 131.8, 128.7, 108.3, 106.9, 102.1 ppm.



79; A known compound and the characterization data are in accordance with the literature^[S39]. Following the typical procedure **III**, 4-fluorobenzylamine (23 μL , 0.2 mmol), H_2O (72 μL , 4 mmol), photocatalyst **3** 4CzIPN (4.7 mg, 0.006 mmol), and ethyl 2-mercaptopropionate (5.2 μL , 0.04 mmol) in CH_3CN (1.5 mL) were employed for 24 h to give the product **79** (14 mg) in 56% yield as a colorless oil. The crude product was purified by column chromatography isolation on silica gel via gradient elution with hexane to hexane/ethyl acetate (80:1 ~ 40:1) to give the product. ^1H NMR (400 MHz, CDCl_3): δ 9.98 (s, 1H), 8.00 – 7.81 (m, 2H), 7.22 (t, J = 8.5 Hz, 2H) ppm; ^{13}C NMR (101 MHz, CDCl_3): δ 190.5, 167.8, 165.3, 132.3, 132.2, 116.5, 116.3 ppm.

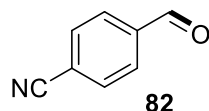


80; A known compound and the characterization data are in accordance with the literature^[S81]. Following the typical procedure **III**, 4-chlorobenzylamine (24 μL , 0.2 mmol), H_2O (72 μL , 4 mmol), photocatalyst **3** 4CzIPN (4.7 mg, 0.006 mmol), and ethyl 2-mercaptopropionate (5.2 μL , 0.04 mmol) in CH_3CN (1.5 mL) were employed for 24 h to give the product **80** (17 mg) in 60% yield as a colorless oil. The crude product was purified by column chromatography isolation on silica gel via gradient elution with hexane to hexane/ethyl acetate (80:1 ~ 40:1) to give the product. ^1H NMR (400 MHz, CDCl_3): δ 9.92 (s, 1H), 7.76 (d, J = 8.4 Hz, 2H), 7.45 (d, J = 8.3 Hz, 2H) ppm; ^{13}C NMR (101 MHz, CDCl_3): δ 190.9, 141.0, 134.7, 130.9, 129.5 ppm.

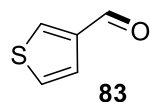


81; A known compound and the characterization data are in accordance with the literature^[S351]. Following the typical procedure **III**, 3-chlorobenzylamine (24 μL , 0.2 mmol), H_2O (72 μL , 4 mmol), photocatalyst **3** 4CzIPN (4.7 mg, 0.006 mmol), and ethyl 2-mercaptopropionate (5.2 μL , 0.04 mmol) in CH_3CN (1.5 mL) were employed for 24 h to give the product **81** (21 mg) in 76%

yield as a colorless oil. The crude product was purified by column chromatography isolation on silica gel via gradient elution with hexane to hexane/ethyl acetate (80:1 ~ 40:1) to give the product. ^1H NMR (400 MHz, CDCl_3): δ 9.99 (s, 1H), 7.87 (t, $J = 1.7$ Hz, 1H), 7.77 (dt, $J = 7.6, 1.3$ Hz, 1H), 7.61 (ddd, $J = 8.0, 2.1, 1.1$ Hz, 1H), 7.50 (t, $J = 7.8$ Hz, 1H) ppm; ^{13}C NMR (101 MHz, CDCl_3): δ 190.9, 137.8, 135.5, 134.4, 130.4, 129.3, 128.0 ppm.



82; A known compound and the characterization data are in accordance with the literature^[S4]. Following the typical procedure **III**, 4-(aminomethyl) benzonitrile (24 μL , 0.2 mmol), H_2O (72 μL , 4 mmol), photocatalyst **3** 4CzIPN (4.7 mg, 0.006 mmol), and ethyl 2-mercaptopropionate (5.2 μL , 0.04 mmol) in CH_3CN (1.5 mL) were employed for 24 h to give the product **82** (16 mg) in 60% yield a white powder. The crude product was purified by column chromatography isolation on silica gel via gradient elution with hexane to hexane/ethyl acetate (80:1 ~ 40:1) to give the product. ^1H NMR (400 MHz, CDCl_3): δ 10.11 (s, 1H), 8.06 – 7.94 (m, 2H), 7.92 – 7.80 (m, 2H) ppm; ^{13}C NMR (101 MHz, CDCl_3): δ 190.6, 138.7, 132.9, 129.9, 117.7, 117.6 ppm.



83; A known compound and the characterization data are in accordance with the literature^[S35]. Following the typical procedure **III**, 3-thiophenemethylamine (20 μL , 0.2 mmol), H_2O (72 μL , 4 mmol), photocatalyst **3** 4CzIPN (4.7 mg, 0.006 mmol), and ethyl 2-mercaptopropionate (5.2 μL , 0.04 mmol) in CH_3CN (1.5 mL) were employed for 24 h to give the product **83** (19 mg) in 83% yield as a colorless oil. The crude product was purified by column chromatography isolation on silica gel via gradient elution with hexane to hexane/ethyl acetate (80:1 ~ 40:1) to give the product. ^1H NMR (400 MHz, CDCl_3): δ 9.94 (s, 1H), 8.33 – 7.94 (m, 1H), 7.55 (d, $J = 5.1$ Hz, 1H), 7.48 – 7.32 (m, 1H) ppm; ^{13}C NMR (101 MHz, CDCl_3): δ 184.9, 143.0, 136.7, 127.4, 125.3 ppm.

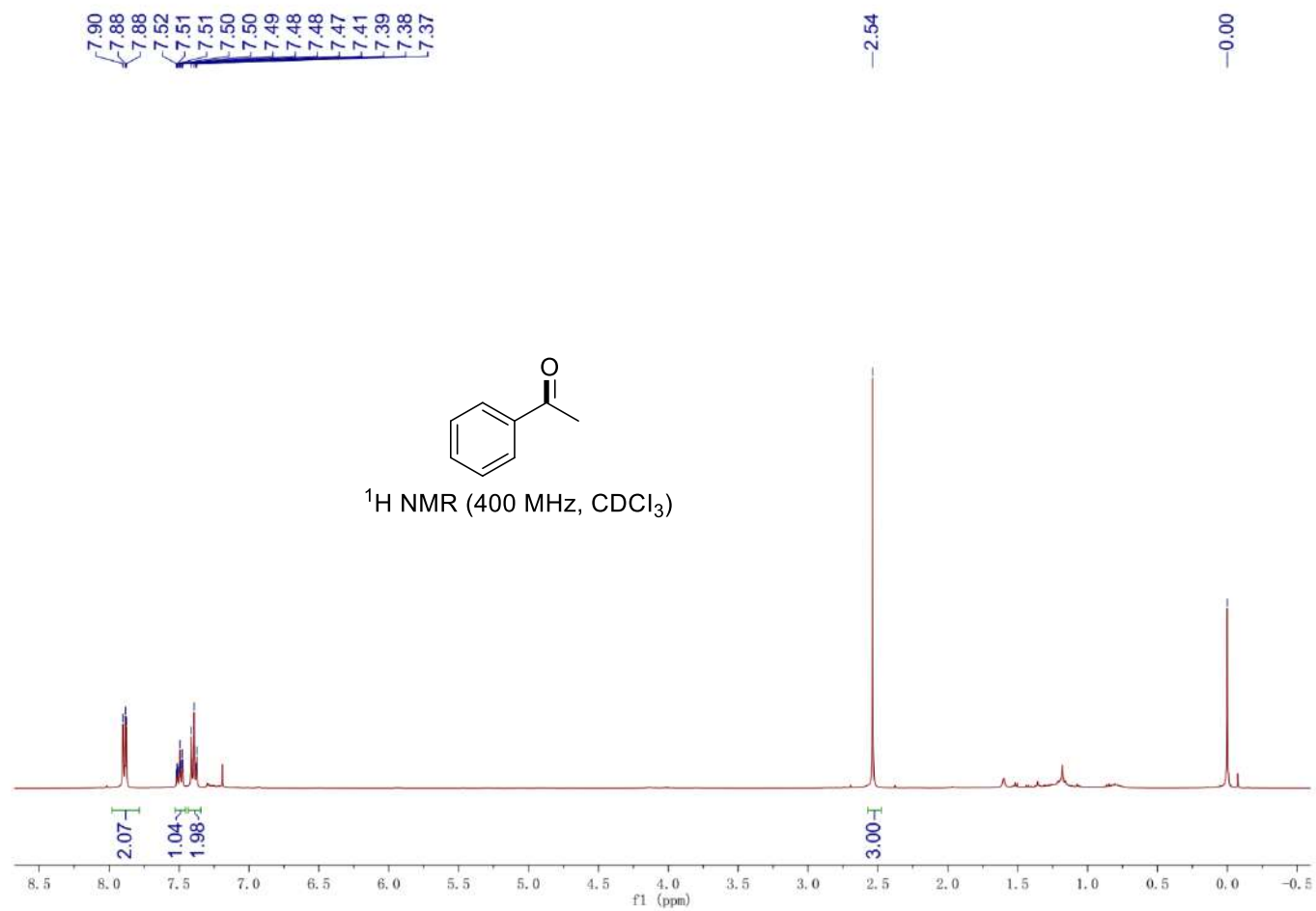
VI. References

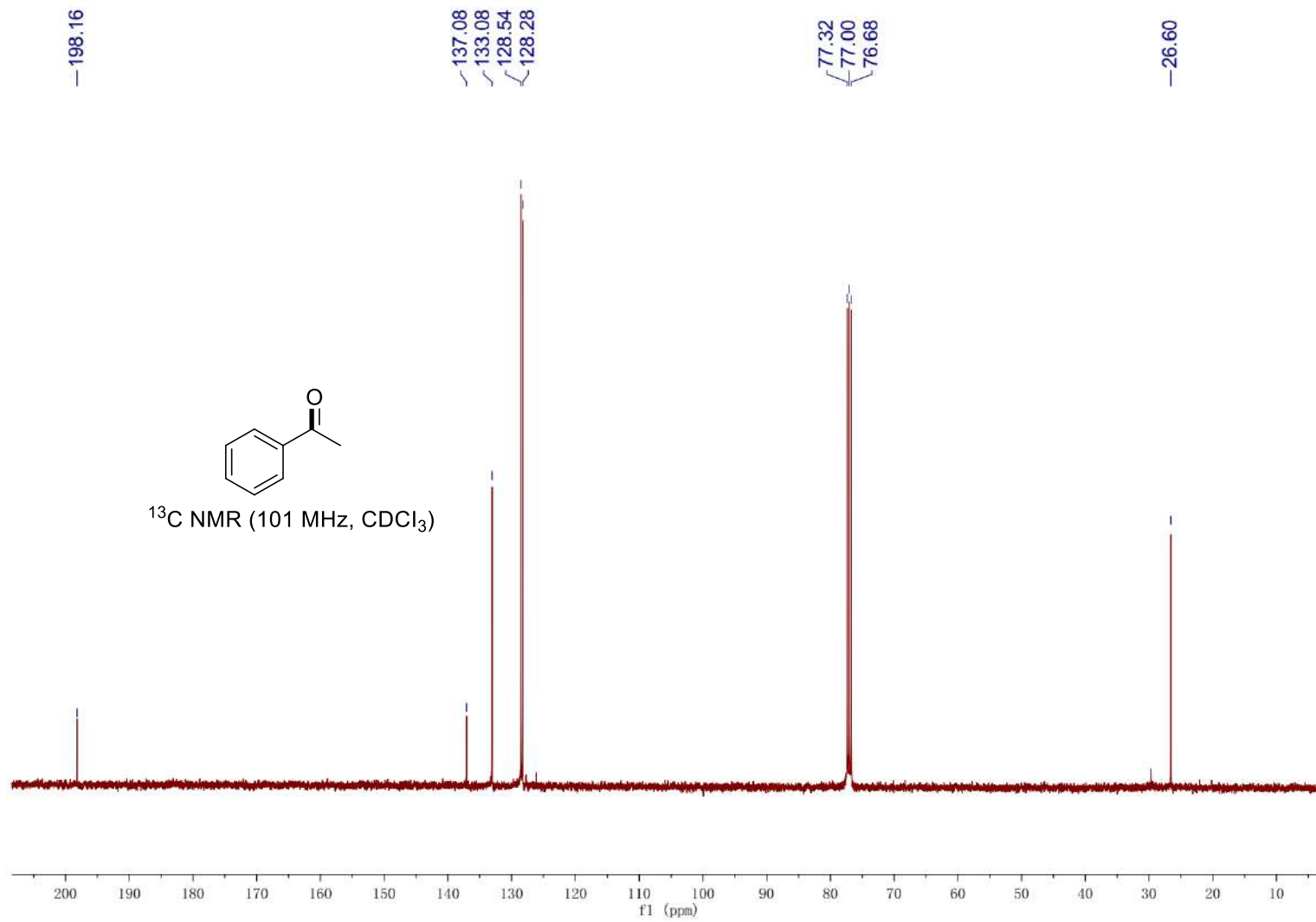
- [S1] L. Tie, X. H. Shan, J. P. Qu, Y. B. Kang. *Org. Chem. Front.*, **2021**, 8, 2981.
[S2] M. A. Cismesia, T. P. Yoon. *Chem. Sci.*, **2015**, 6, 5426.
[S3] X. Yang, Y. Guo, H. Tong, H. Guo, R. Liu and R. Zhou, *Org. Lett.*, 2023, **25**, 5486.
[S4] A. H. Bansode, G. Suryavanshi. *RSC Adv.*, **2018**, 8, 32055.

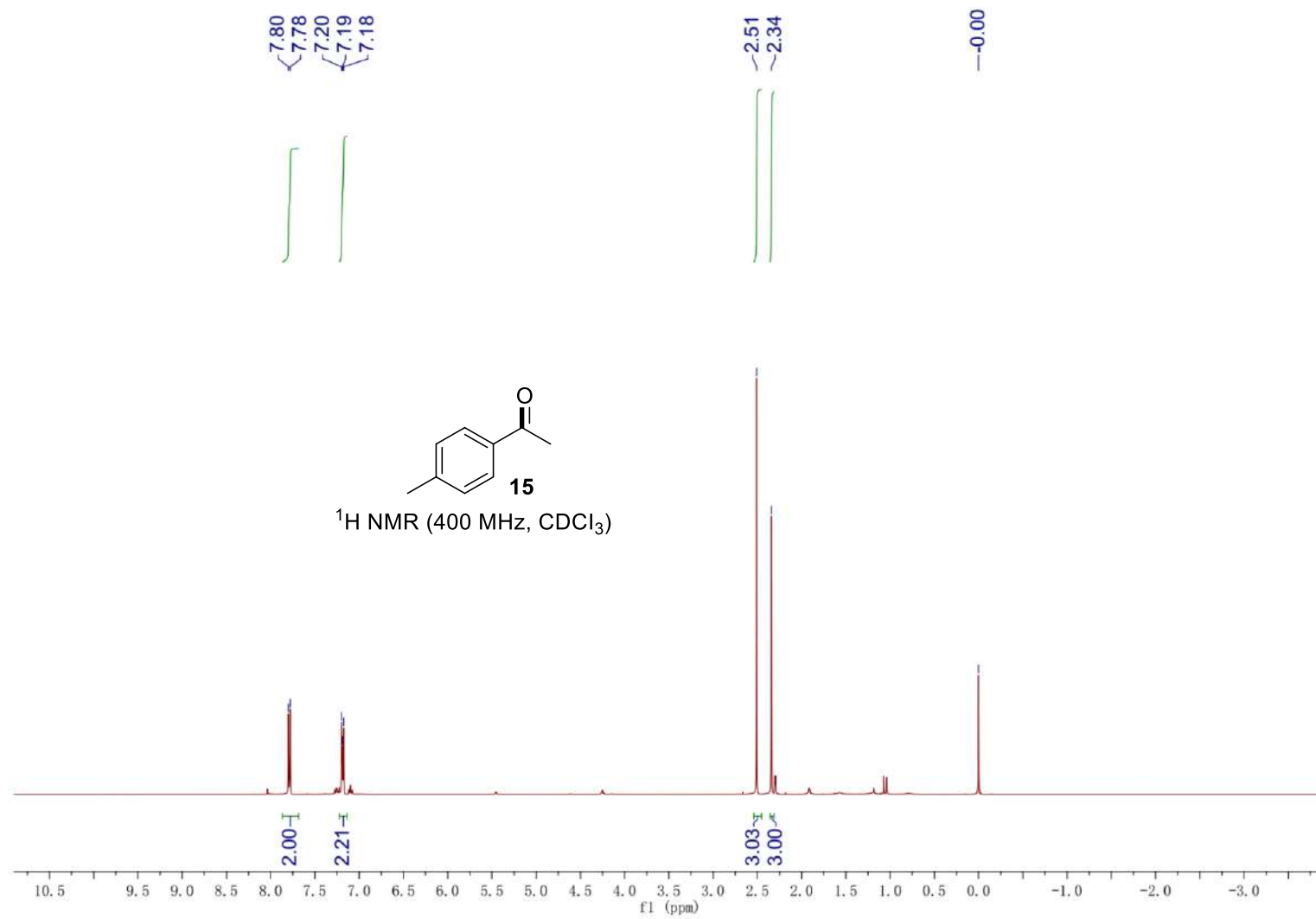
- [S5] M. Yousuf, T. Das, S. Adhikari. *New J. Chem.*, **2015**, *39*, 8763.
- [S6] B. Zheng, X. X. Jin, J. H. Liu, H. Y. Cheng. *ACS Sustainable Chem. Eng.*, **2021**, *9*, 4383.
- [S7] L.-M. Zhao, L.-M. Zhao, X.-B. Fan, C. Ye, X.-B. Li, B. Chen, V. Ramamurthy, C.-H. Tung, L.-Z. Wu. *Angew. Chem. Int. Ed.*, **2017**, *56*, 1.
- [S8] G.-F. Zha, W.-Y. Fang, J. Leng, H.-L. Qin. *Adv. Synth. Catal.*, **2019**, *361*, 2262.
- [S9] Y. J. Zang, Y. F. Ma, Q. L. Xu, G. S. Li, N. D. Chen, X. Li, F. C. Zhu. *Org. Biomol. Chem.*, **2024**, *22*, 932.
- [S10] J. F. Gu, Y. T. Wan, H. F. Ma, H. J. Zhu, H. Z. Bu, Y. A. Zhou, W. J. Zhang, Z.-G. Wu, Y. F. Li. *Tetrahedron.*, **2021**, *93*, 132298.
- [S11] X. J. Zhu, C. Liu, Y. Liu, H. J. Yang, H. Fu. *Chem. Commun.*, **2020**, *56*, 12443.
- [S12] M.C. Liu, Z. Hyder, Y. W. Sun, W. J. Tang, L. J. Xu, J. L. Xiao. *Org. Biomol. Chem.*, **2010**, *8*, 2012.
- [S13] A. Perrier, M. Keller, A.-M. Caminade, J.-P. Majoral, A. Ouali. *Green Chem.*, **2013**, *15*, 2075.
- [S14] K. Z. Zhang, J. X. Huang, W. X. Zhao. *Chem. Eur. J.*, **2022**, *28*, e202103851.
- [S15] X. Y. Wang, M. C. Liu, L. Xu, Q. Z. Wang, J. X. Chen, J. C. Ding, H. Y. Wu. *J. Org. Chem.*, **2013**, *78*, 5273.
- [S16] K. Moriyama, M. Takemura, H. Togo. *J. Org. Chem.*, **2014**, *79*, 6094.
- [S17] R. Zhao, Y. Yao, D. Zhu, D. G. Chang, Y. Liu, L. Shi. *Org. Lett.* **2018**, *20*, 1228.
- [S18] S. L. Bartlett, C. M. Beaudry. *J. Org. Chem.* **2011**, *76*, 9852.
- [S19] X. H. Cui, M. Zhou, J. Tan, Z. C. Wei, W. X. Wei, P. Luo, C. W. Lin. *Molecules.*, **2019**, *24*, 2063.
- [S20] L. Steemers, L. Wijsman, J. H. van Maarseveena. *Adv. Synth. Catal.*, **2018**, *360*, 4241.
- [S21] A. A. Hullio1, G. M. Mastoi, H. Imran. *International Journal of Organic Chemistry.*, **2018**, *8*, 125.
- [S22] J. X. Chen, E. Namila, C. Bai, M. Baiyin, B. Agula, Y.-S. Bao. *RSC Adv.*, **2018**, *8*, 25168.
- [S23] Q. Zhang, J. B. Zhang, H. Qian, S. M. Ma. *Org. Chem. Front.*, **2023**, *10*, 1505.
- [S24] S. Q. Gomes, A. G. Salles Jr. *Synthetic Communications.*, **2019**, *49*, 3389.
- [S25] P. X. Geng, Y. R. Tang, G. L. Pan, W. T. Wang, J. C. Hu, Y. F. Cai. *Green Chem.*, **2019**, *21*, 6116.
- [S26] X.Y. Zhan, H. Zhang, Y. Dong, J. Yang, S. He, Z. C. Shi, L. Tang, J.-Y. Wang. *The Journal of Organic Chemistry.*, **2020**, *85*, 6578.
- [S27] A. J. Catino, J. M. Nichols, H. Choi, S. Gottipamula, M. P. Doyle. *Organic Letters.*, **2005**, *7*, 5167.
- [S28] J. Pielichowski, G. Kowalski. *Molecular Crystals and Liquid Crystals.*, **2010**, *522*, 105.
- [S29] J. A. Marko, A. Durgham, S. L. Bretz, W. Liu. *Chem. Commun.*, **2019**, *55*, 937.
- [S30] S. Sueki, M. Matsuyama, A. Watanabe, A. Kanemaki, K. Katakawa, M. Anada. *Eur. J. Org. Chem.* **2020**, *2020*, 4878.
- [S31] M. B. Kurosawa, K. Kato, K. Muto, J. Yamaguchi. *Chem. Sci.*, **2022**, *13*, 10743
- [S32] S. Chang, J. F. Wang, L. L. Dong, D. Wang, B. Feng, Y. T. Shi. *RSC Adv.*, **2017**, *7*, 51928.
- [S33] A. S. Burange, S. R. Kale, R. Zboril, M. B. Gawande, R. V. Jayaram. *RSC Adv.*, **2014**, *4*, 6597.
- [S34] S. L. Li, B. Zhu, R. Lee, B. K. Qiao, Z. Y. Jiang. *Org. Chem. Front.*, **2018**, *5*, 380.
- [S35] P. D. Dharpure, A. B. Prakash K, W. R. Bhat. *Tetrahedron Letters.*, **2020**, *61*, 151407.

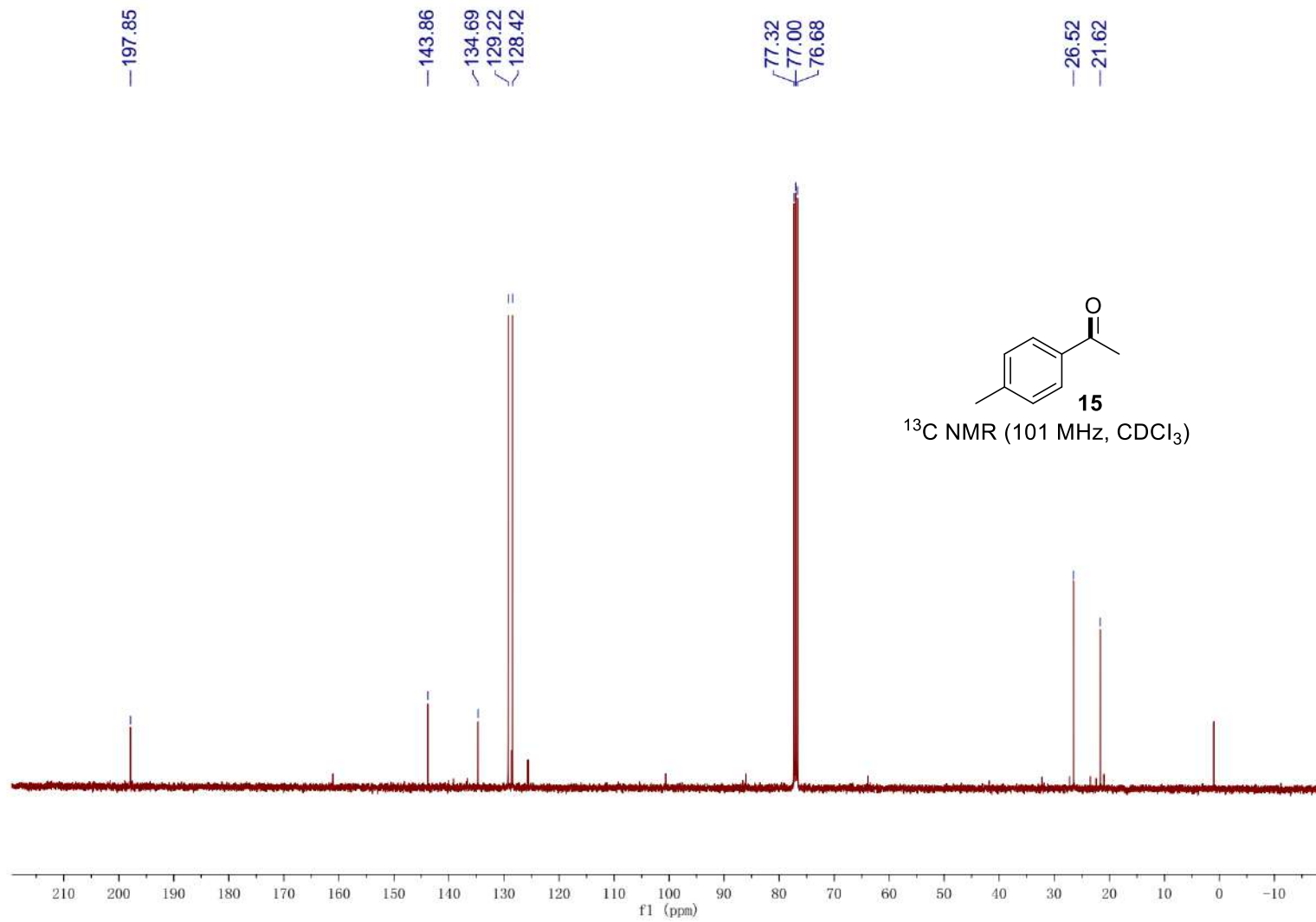
- [S36] A. T.-Chinillach, R. Chinchilla. *Molecules.*, **2021**, *26*, 974.
- [S37] S. L. Barbosa, M. Ottone, M. T. Almeida, et al. *Journal of the Brazilian Chemical Society.*, **2018**, *29*, 1663.
- [S38] M. I. Kitt, E. Amir, E. R. Sloane, et al. *ACS Catalysis.*, **2024**, *14*, 4799.
- [S39] G. L. Sun, X. Lv, Y. A. Zhang, M. Lei, L.H. Hu. *Org. Lett.*, **2017**, *19*, 4235.

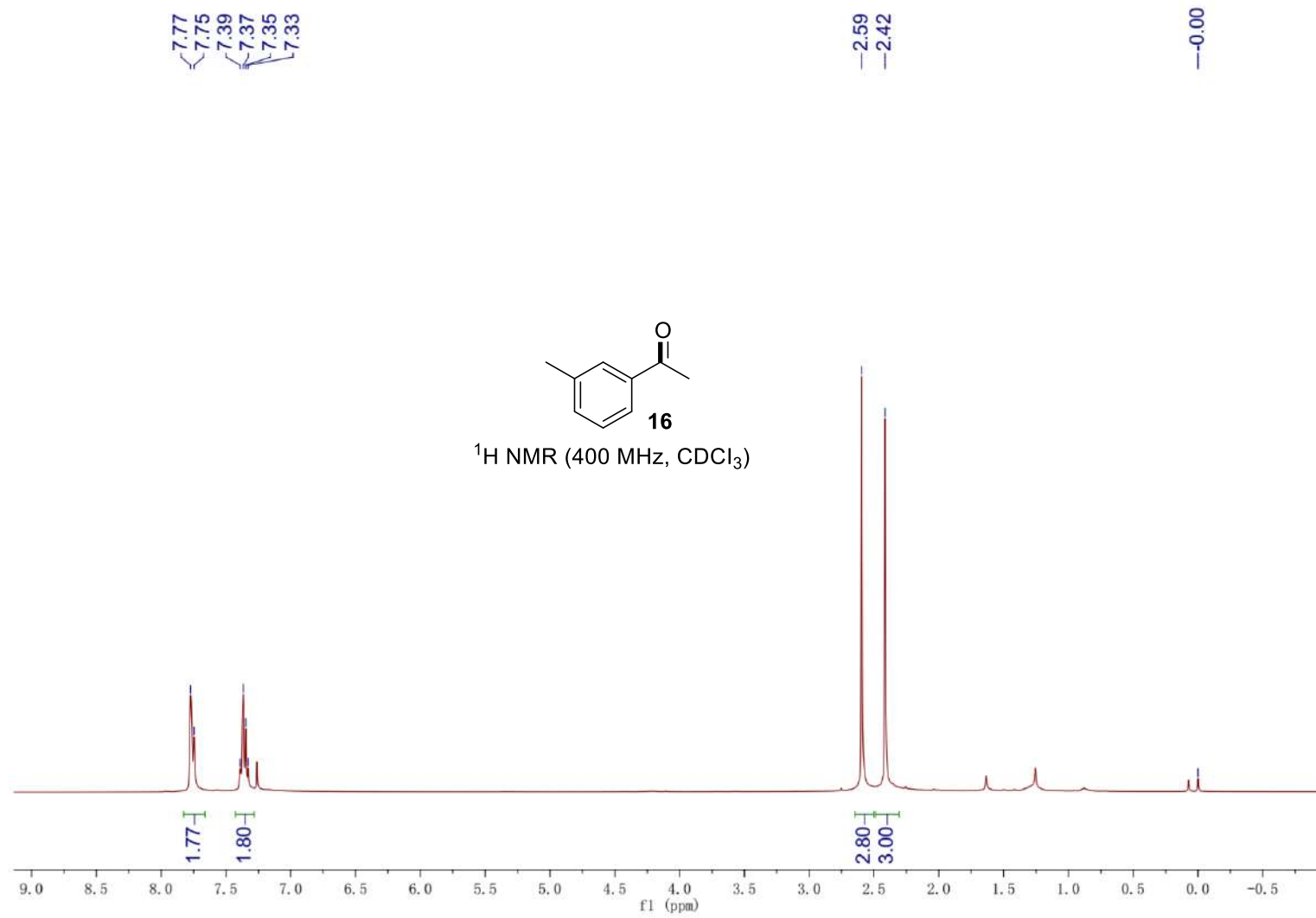
VII. ^1H , ^{13}C NMR Spectra of Products

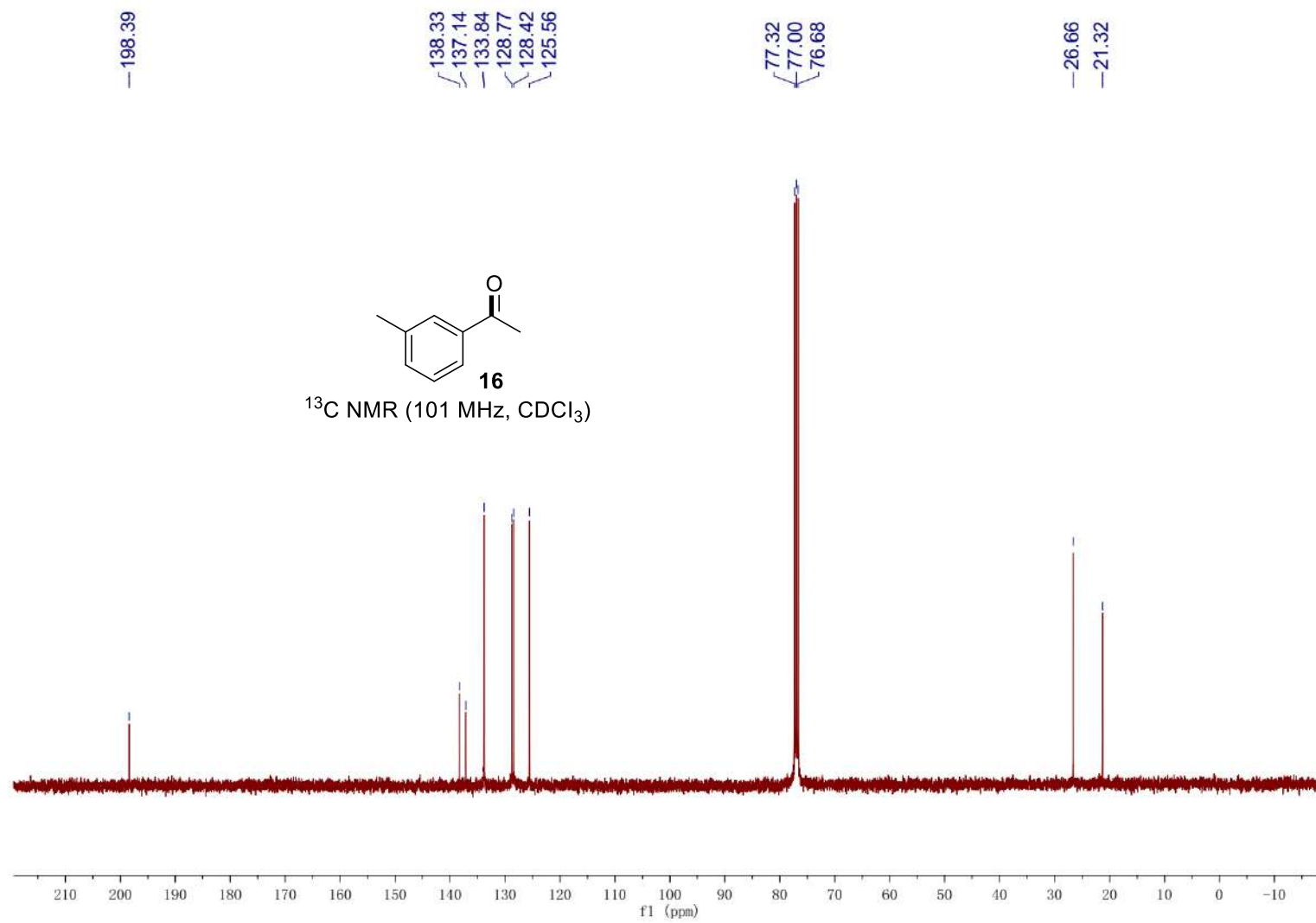


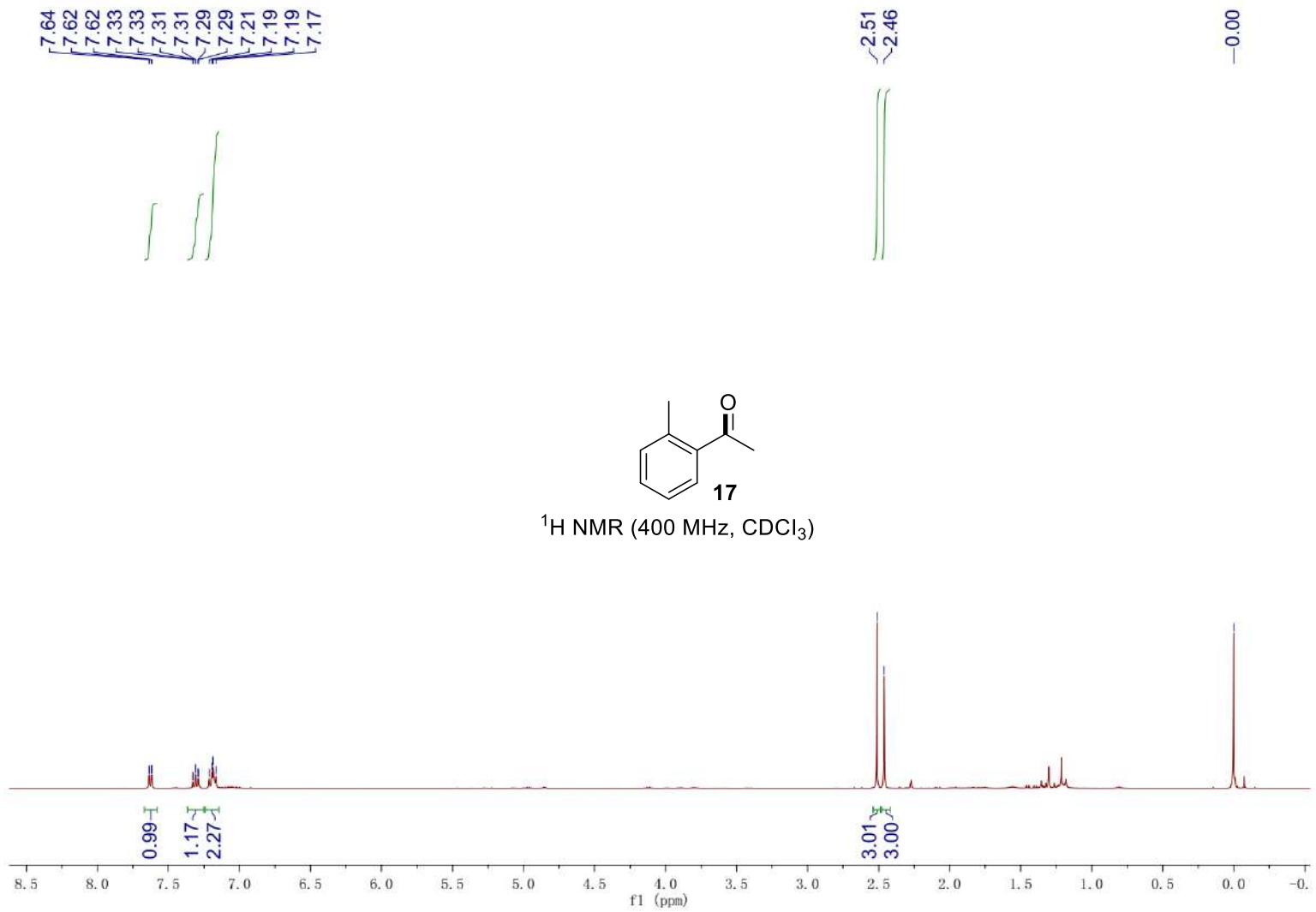


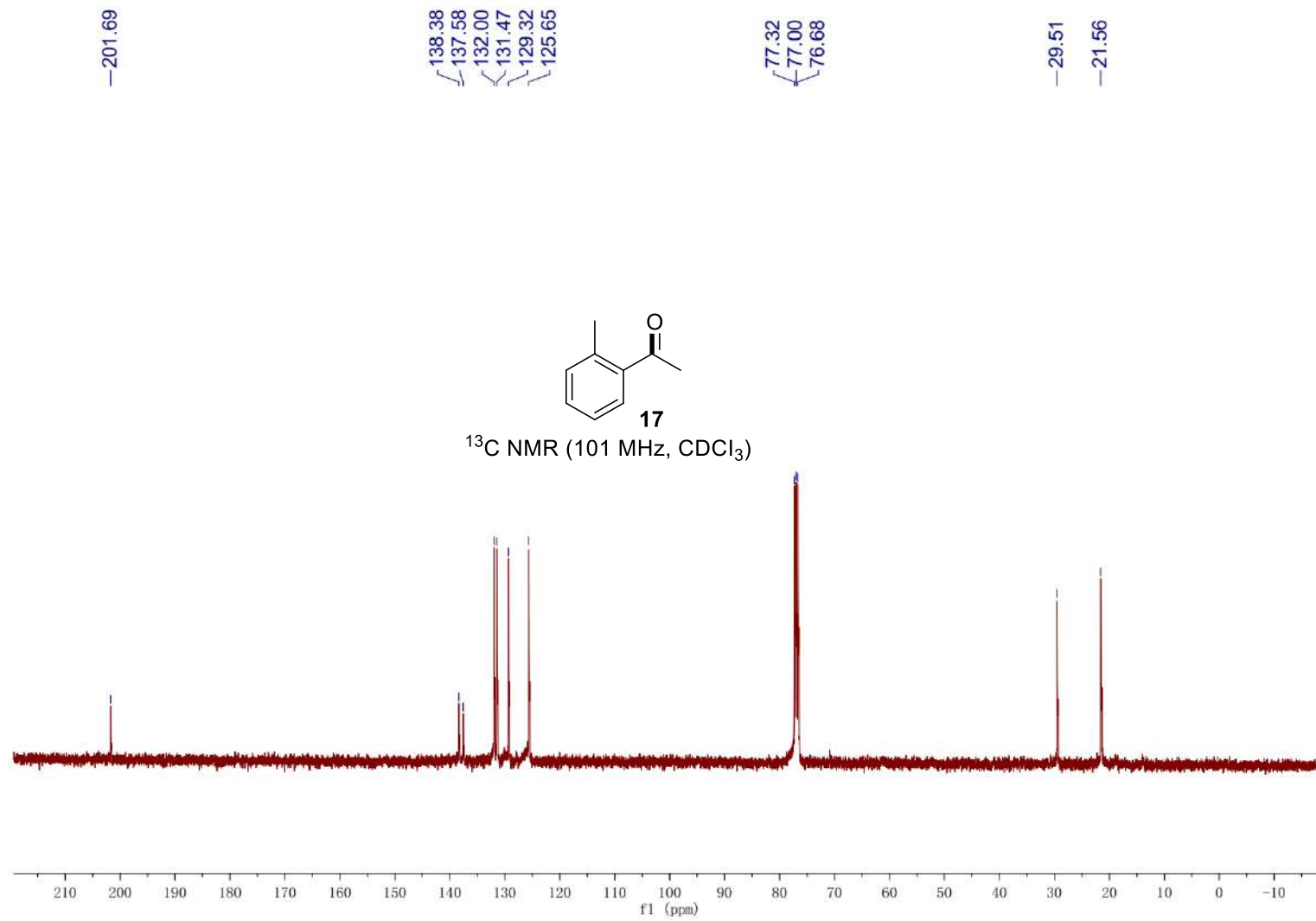


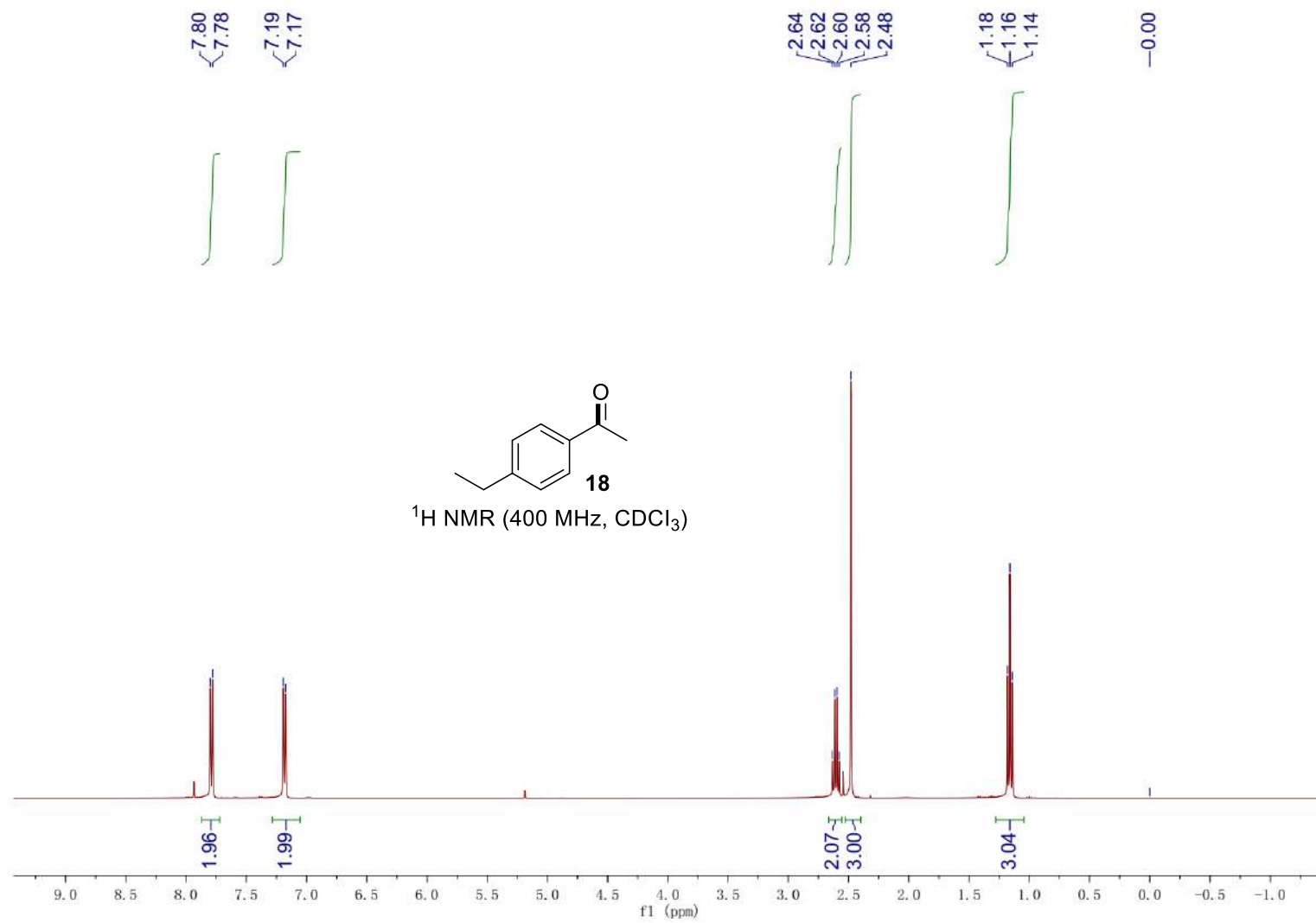


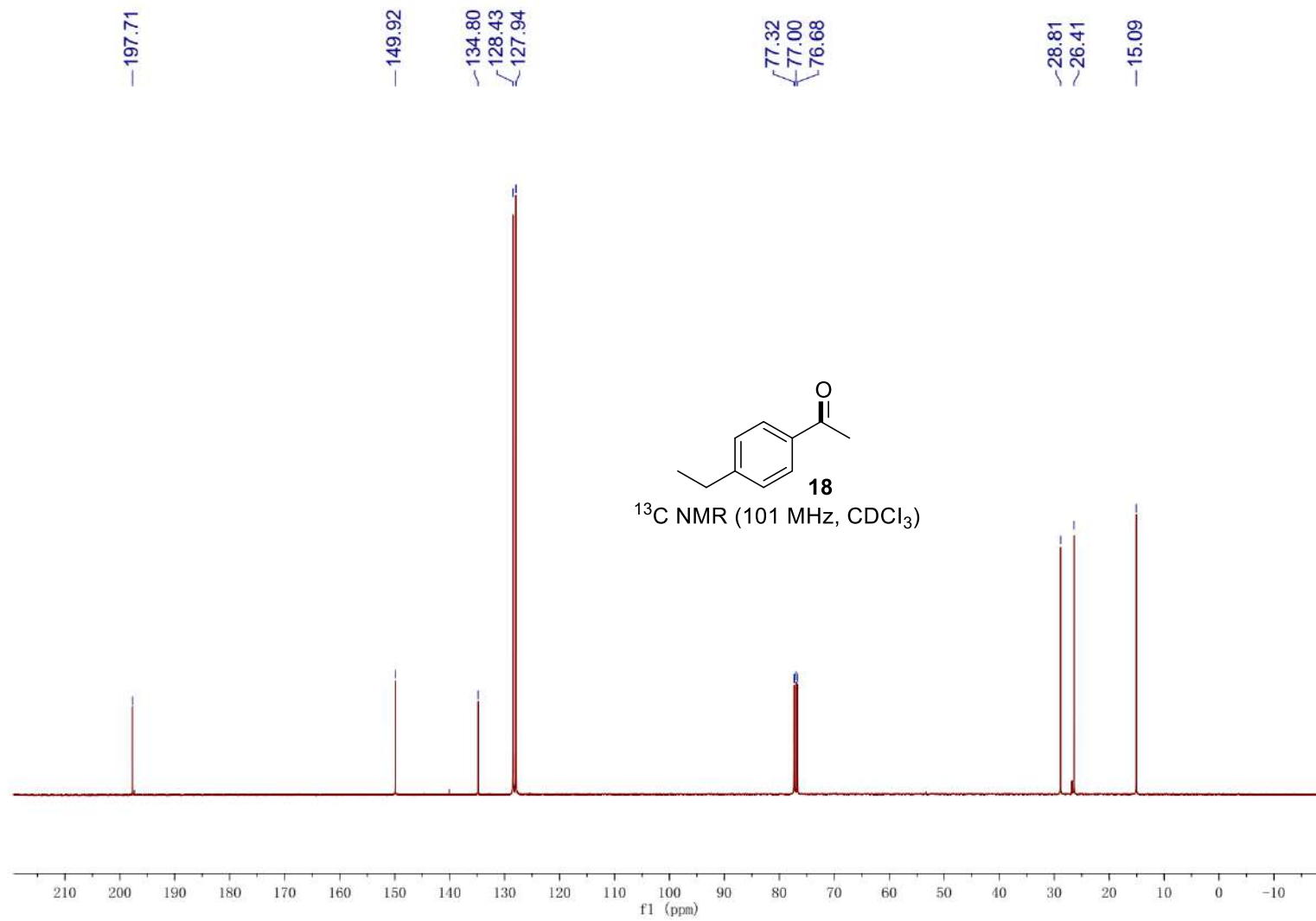


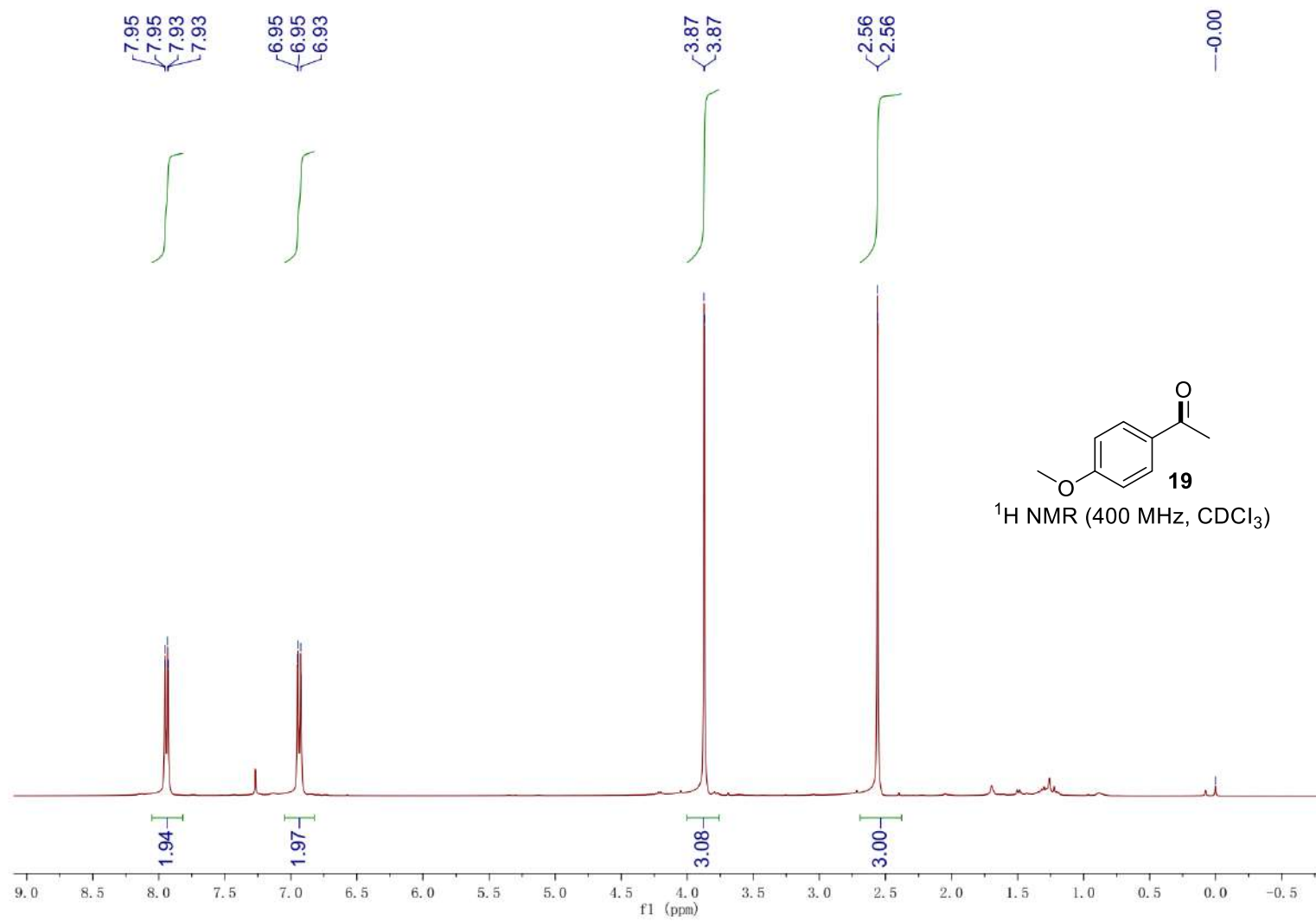


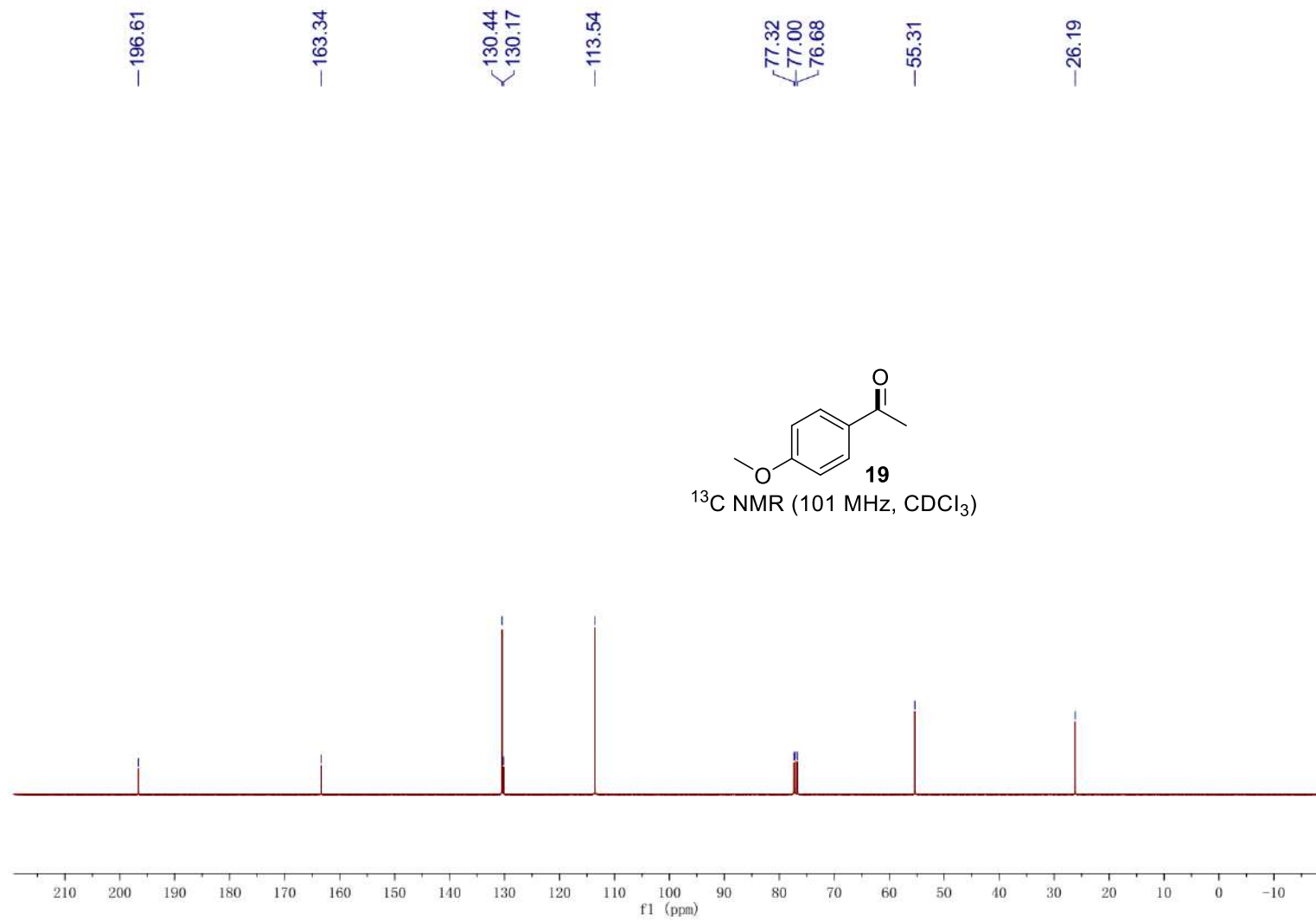


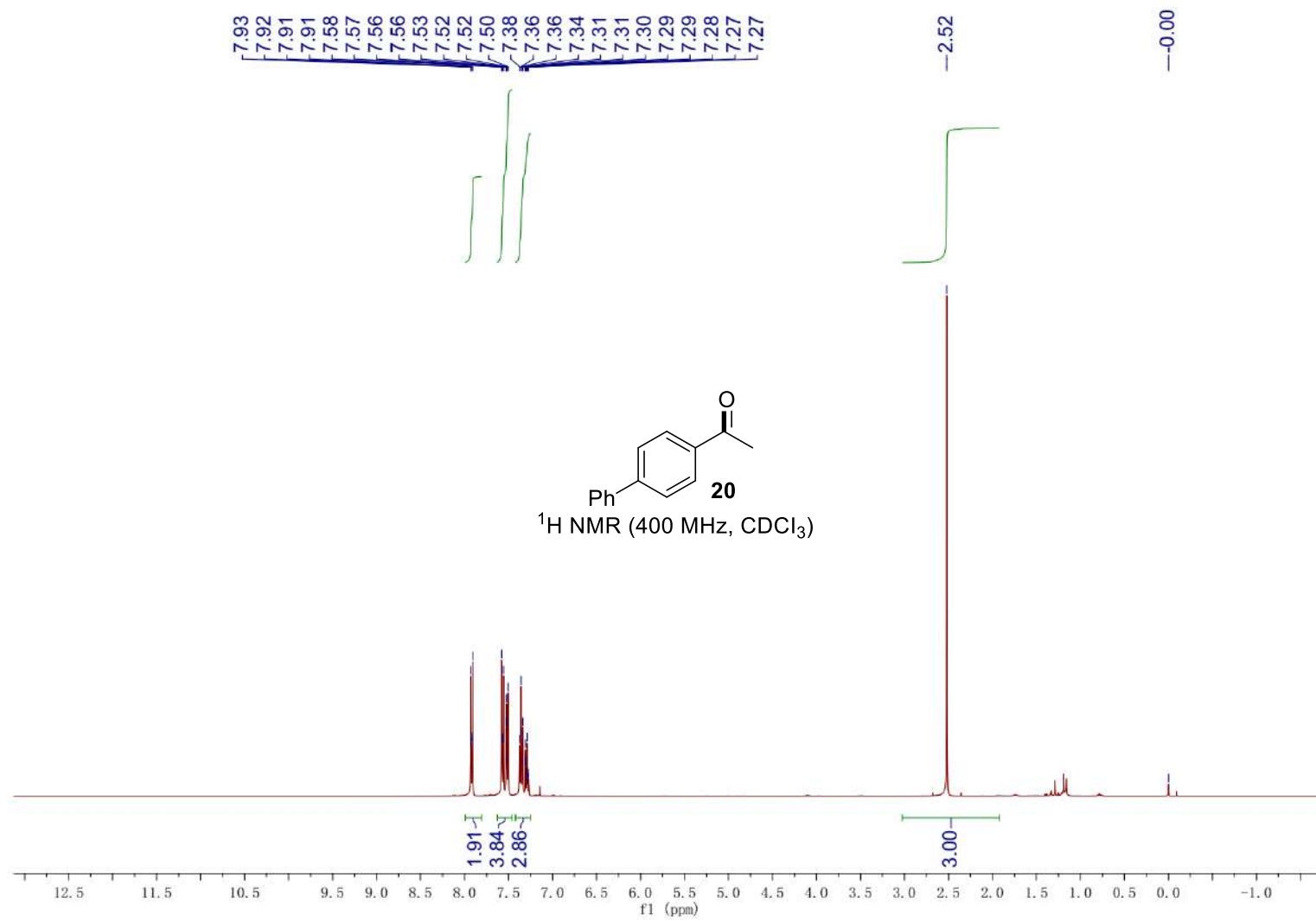


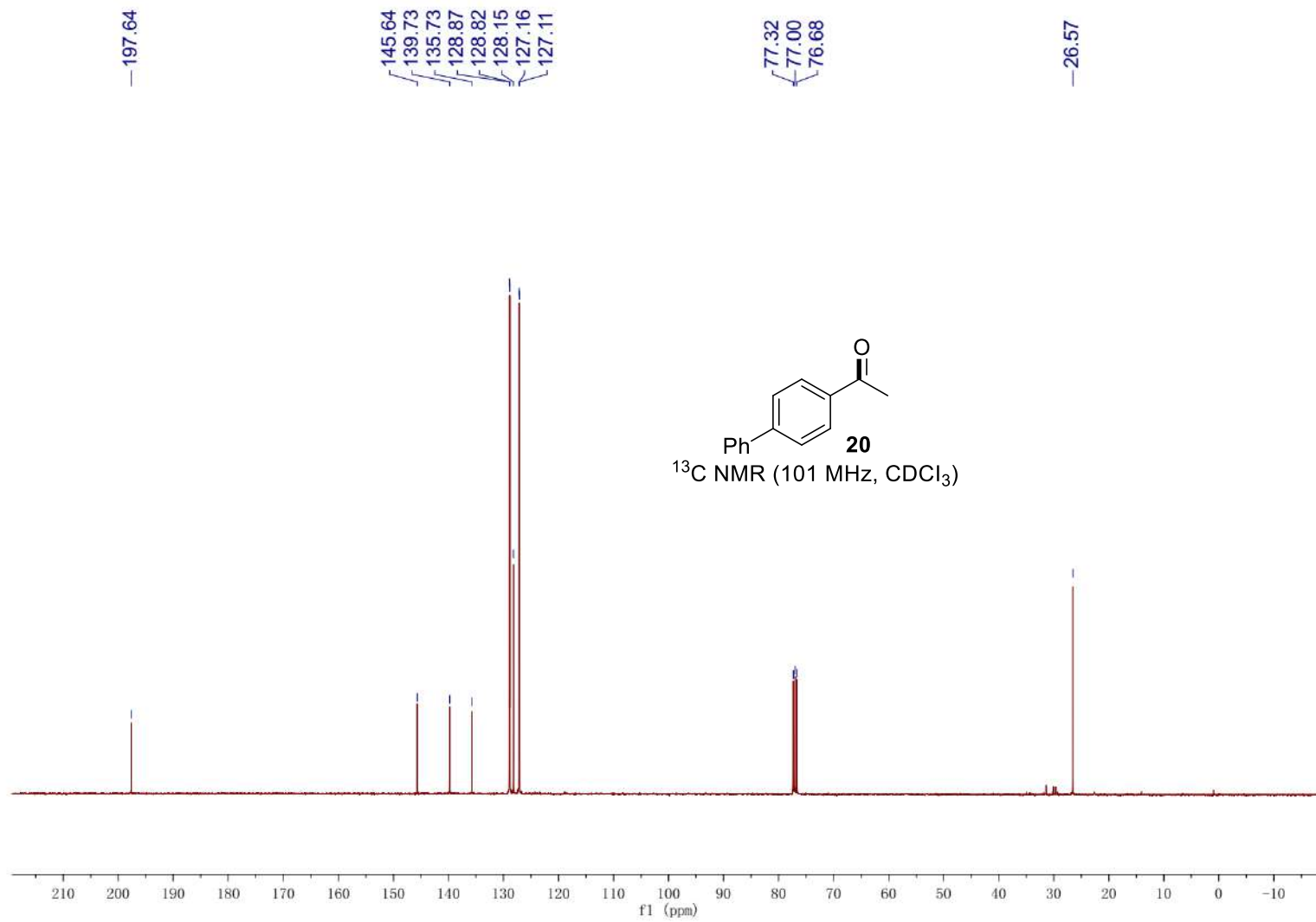


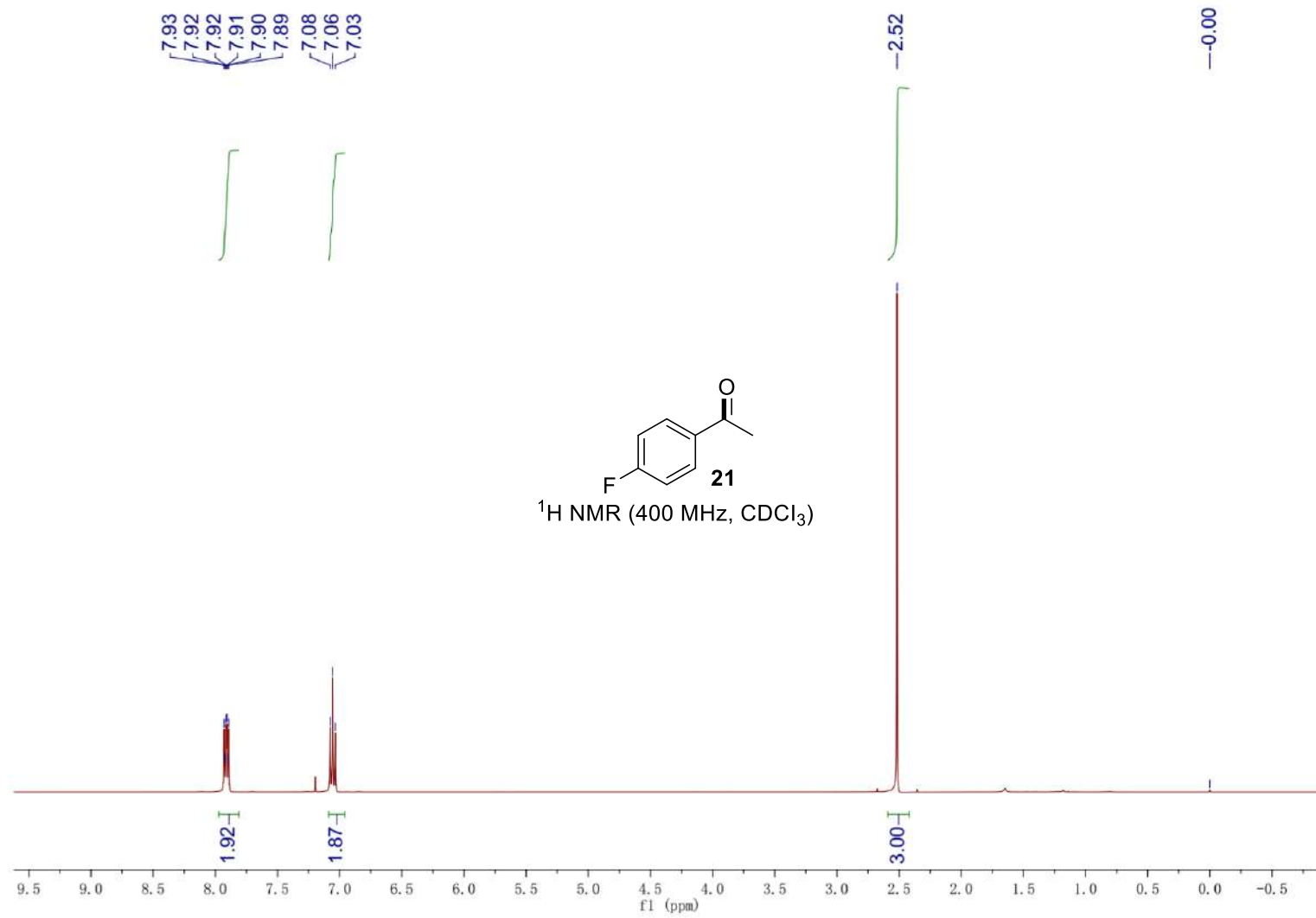


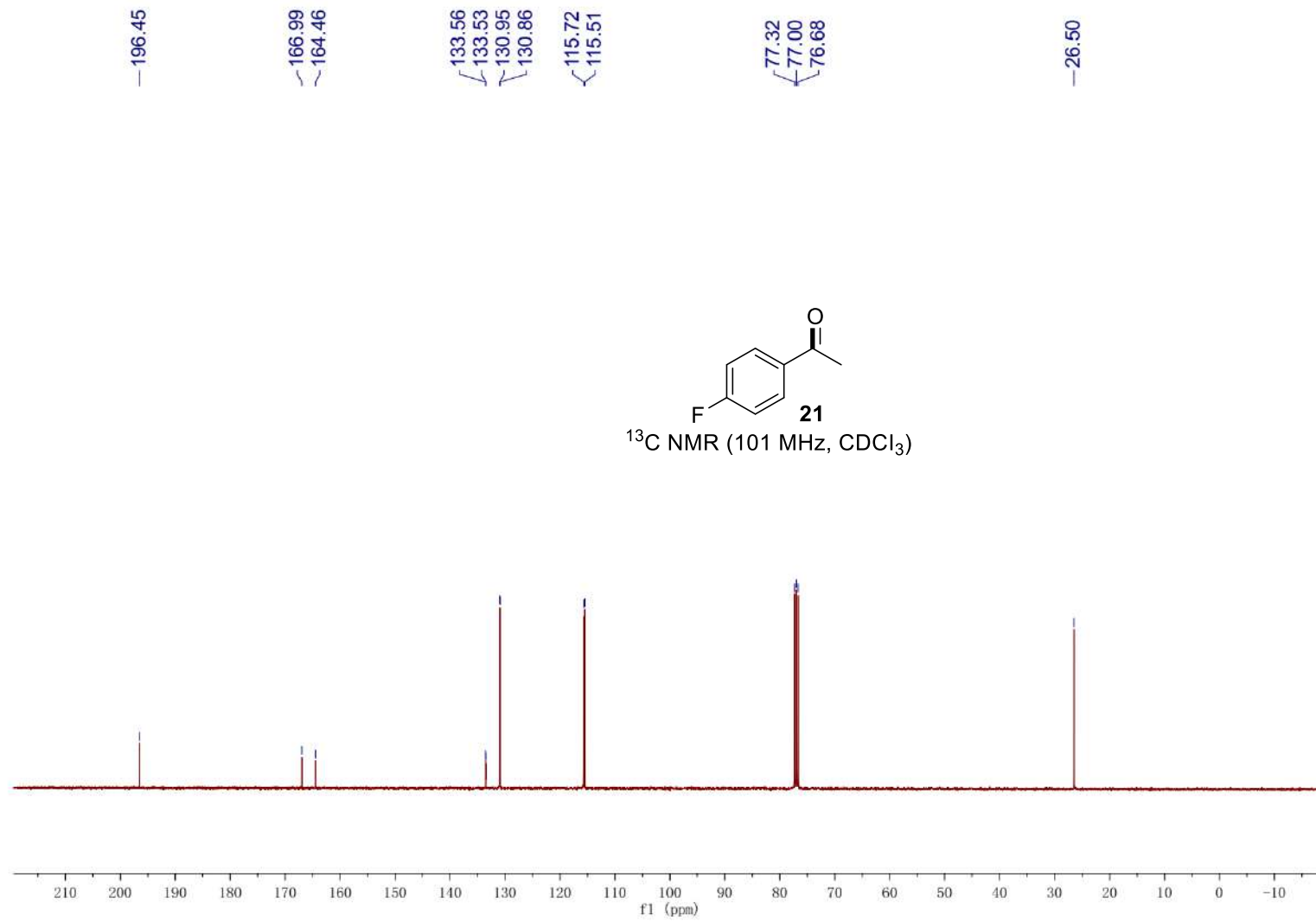


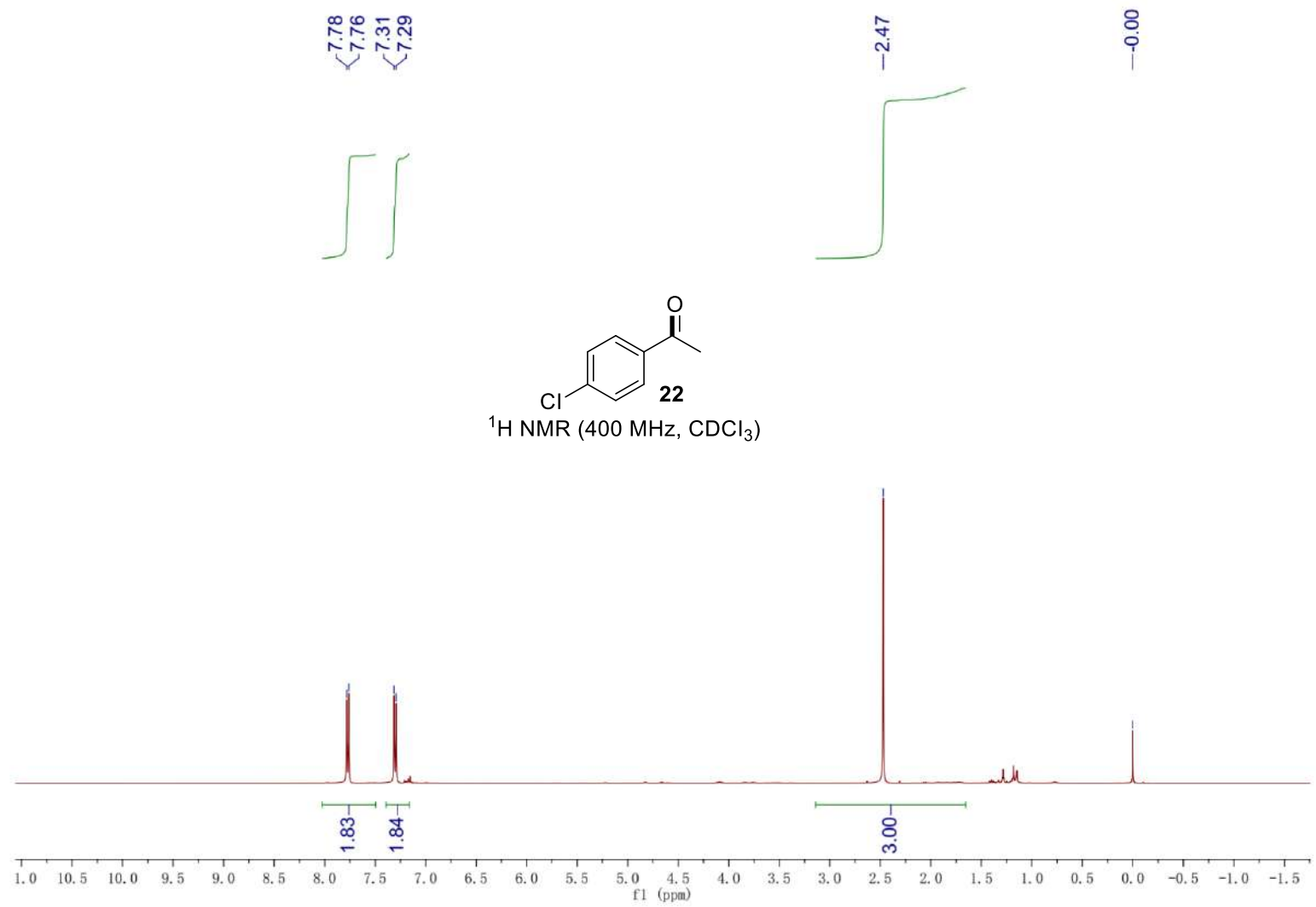


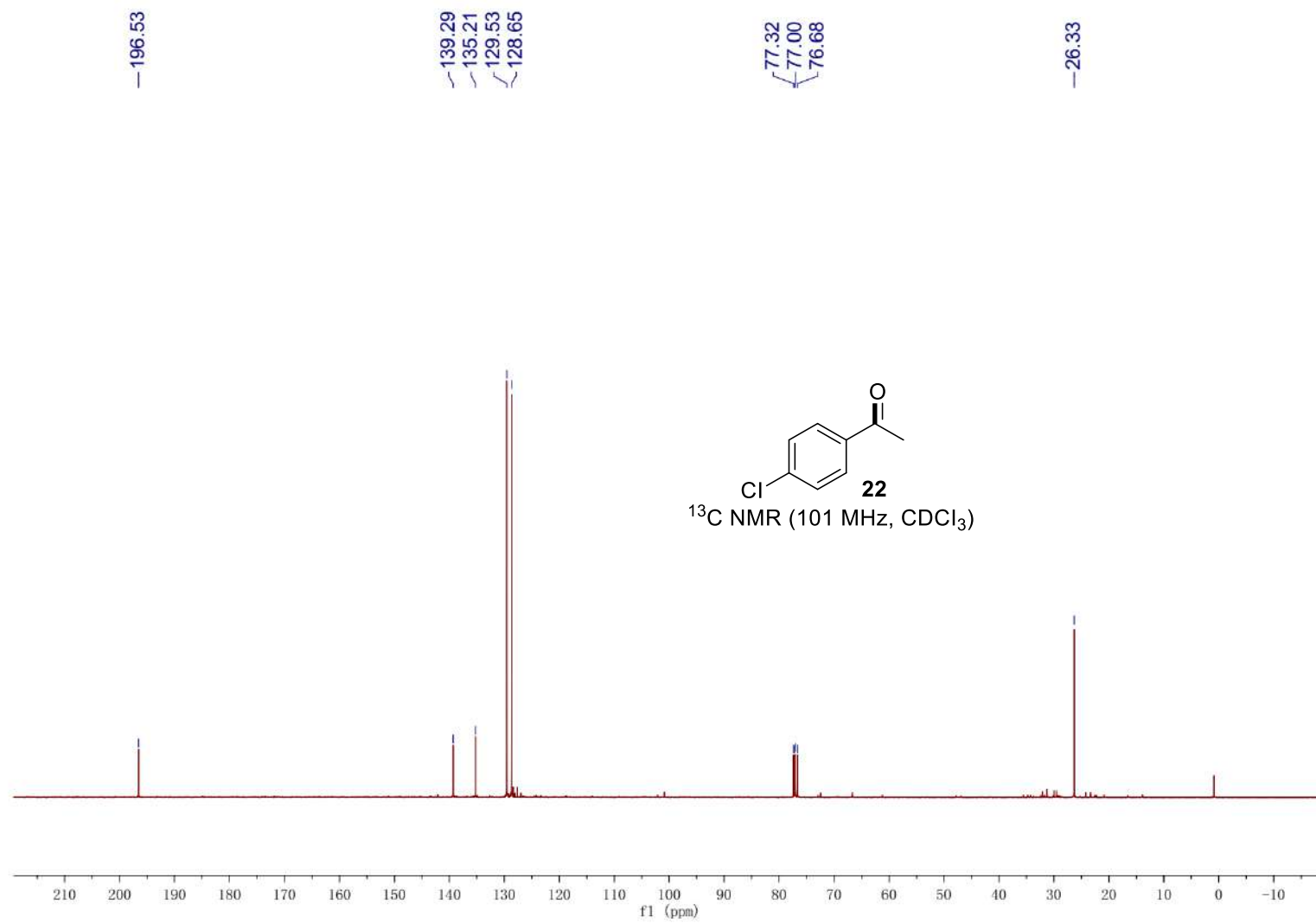


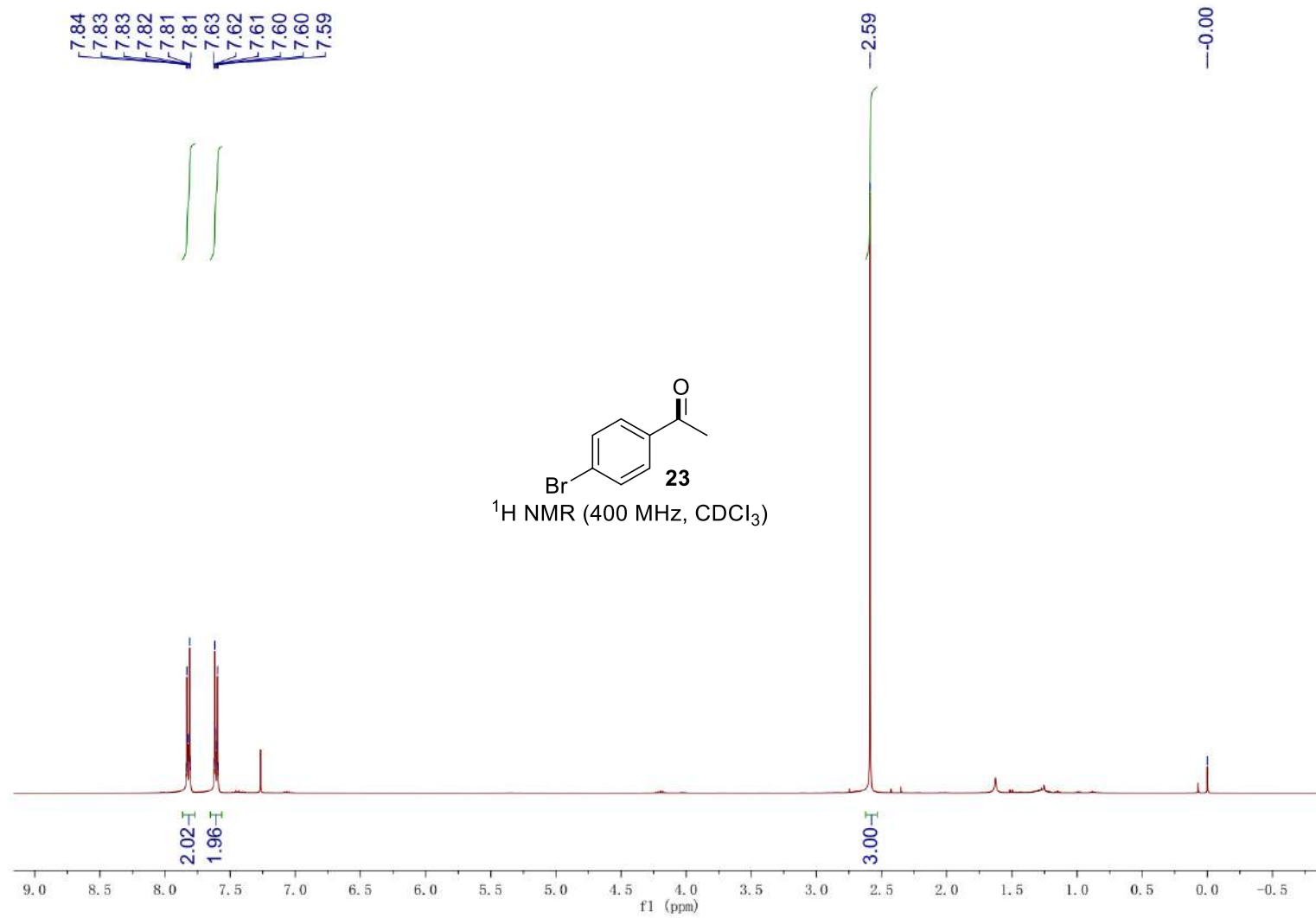


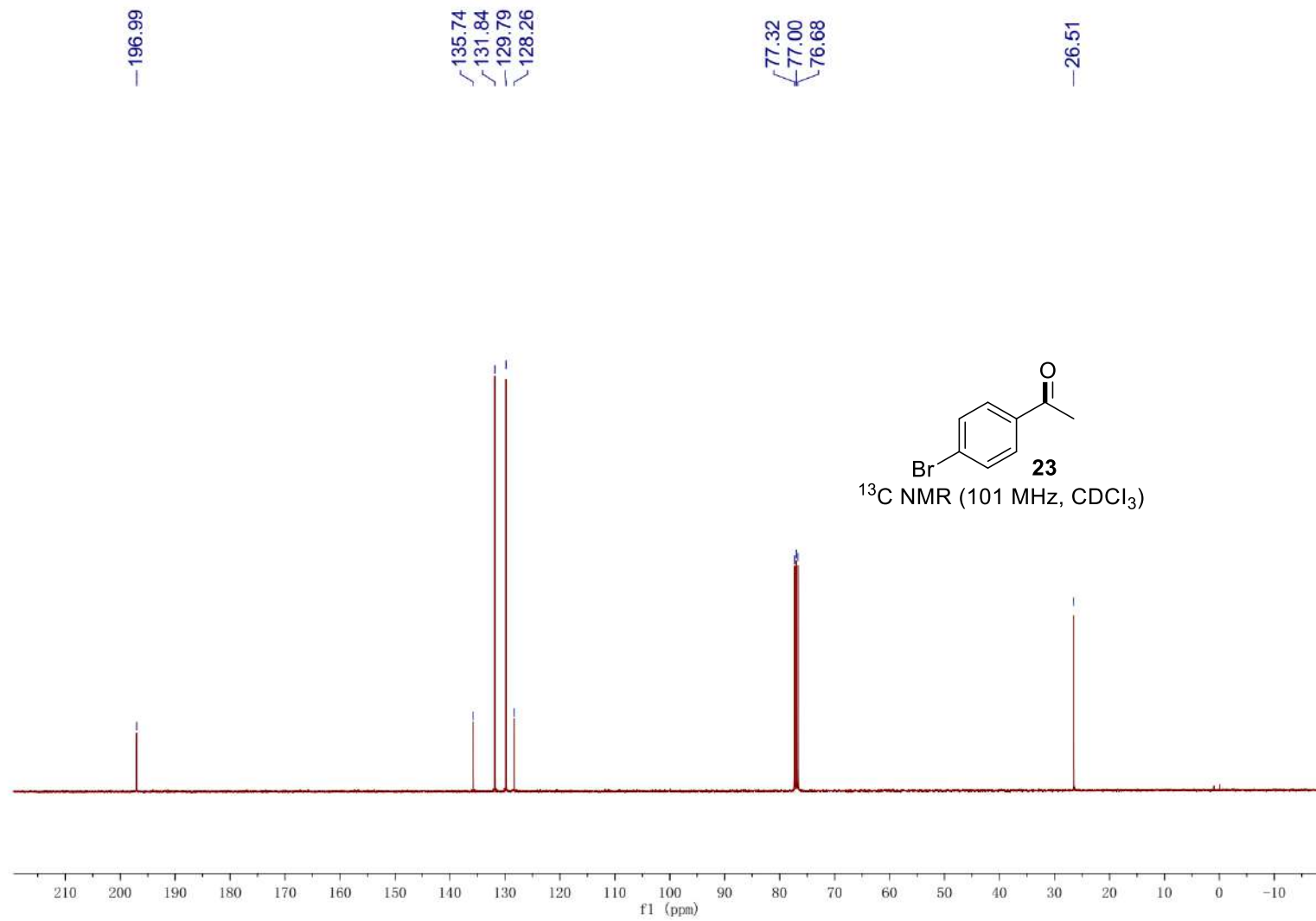


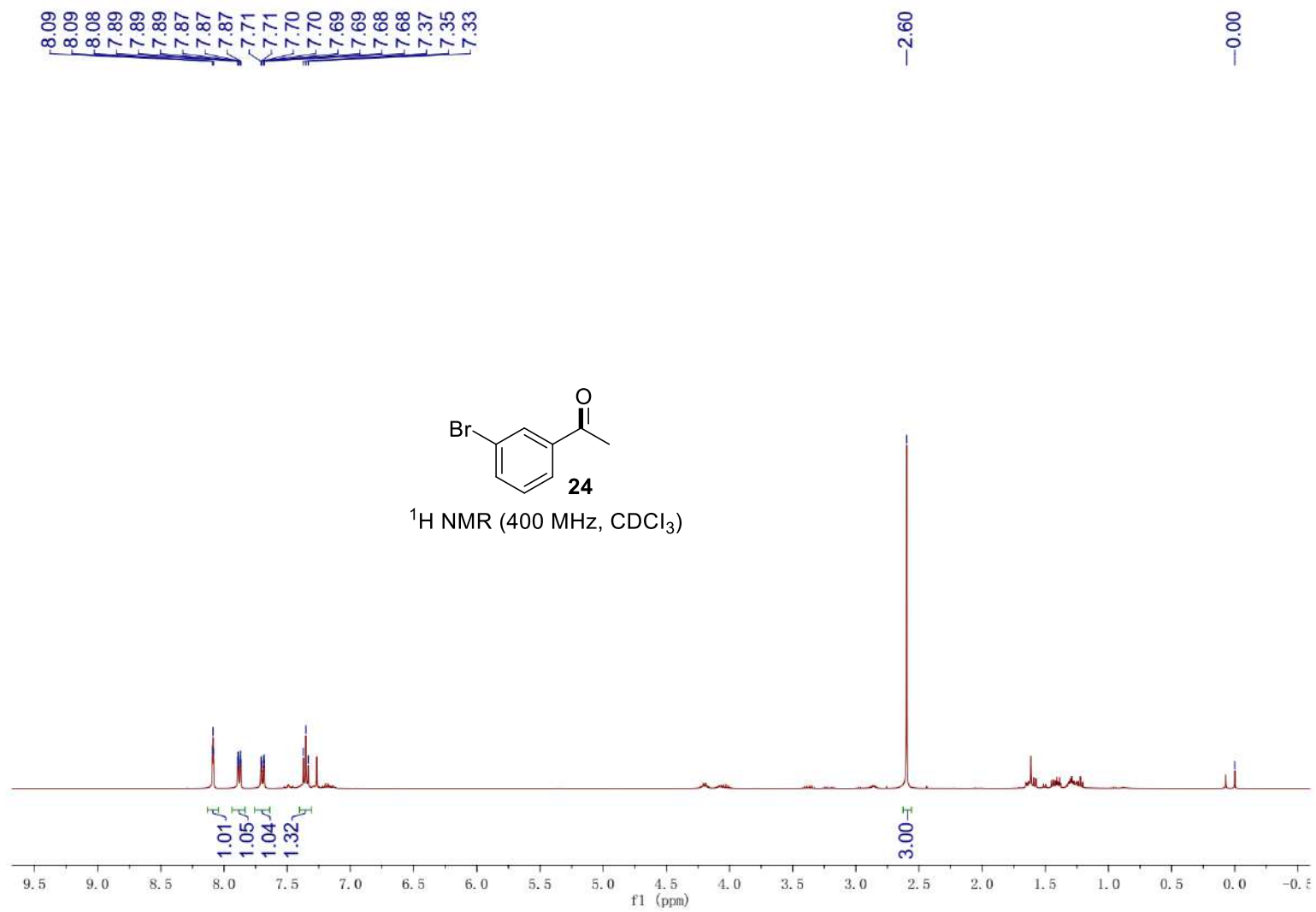


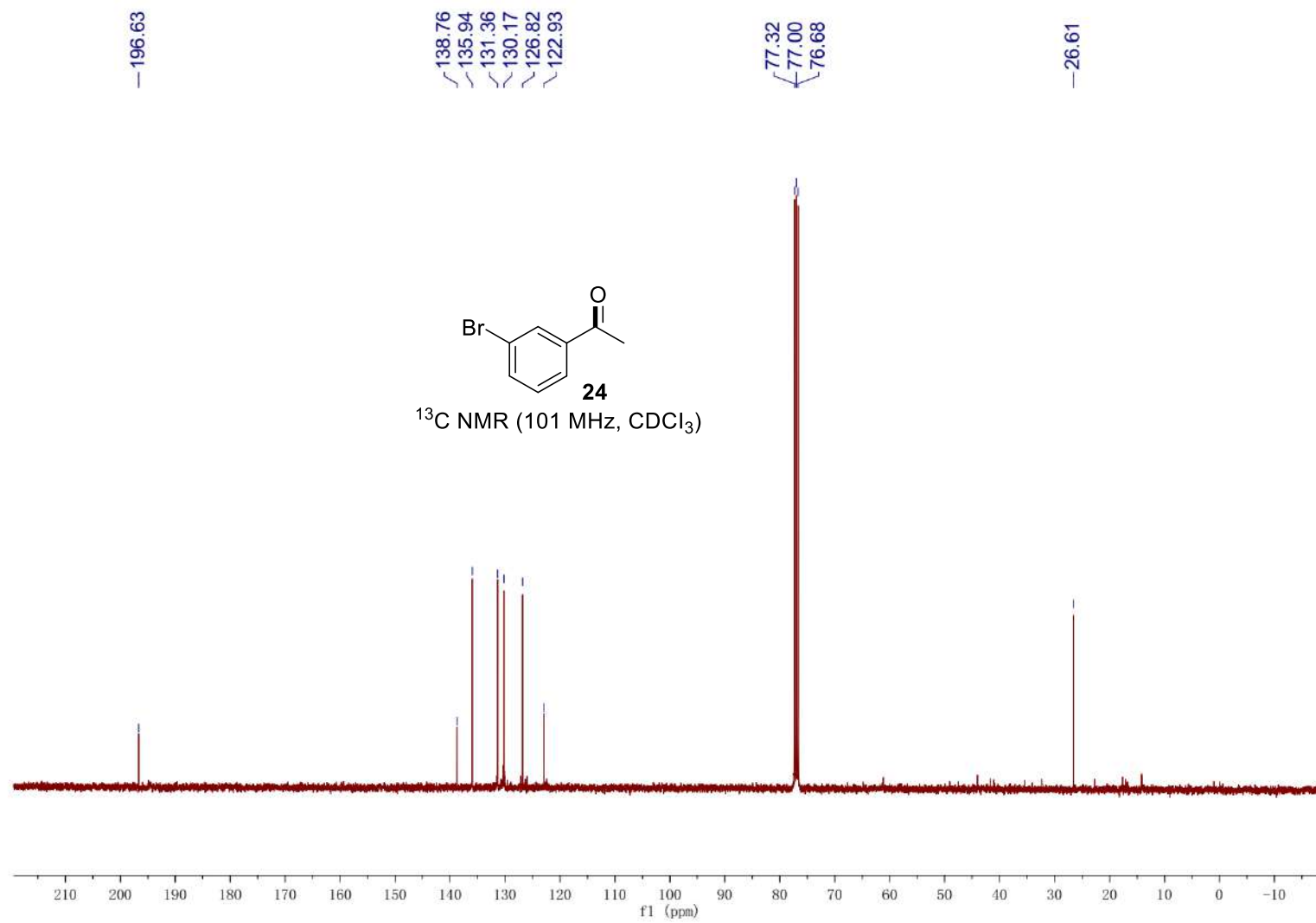


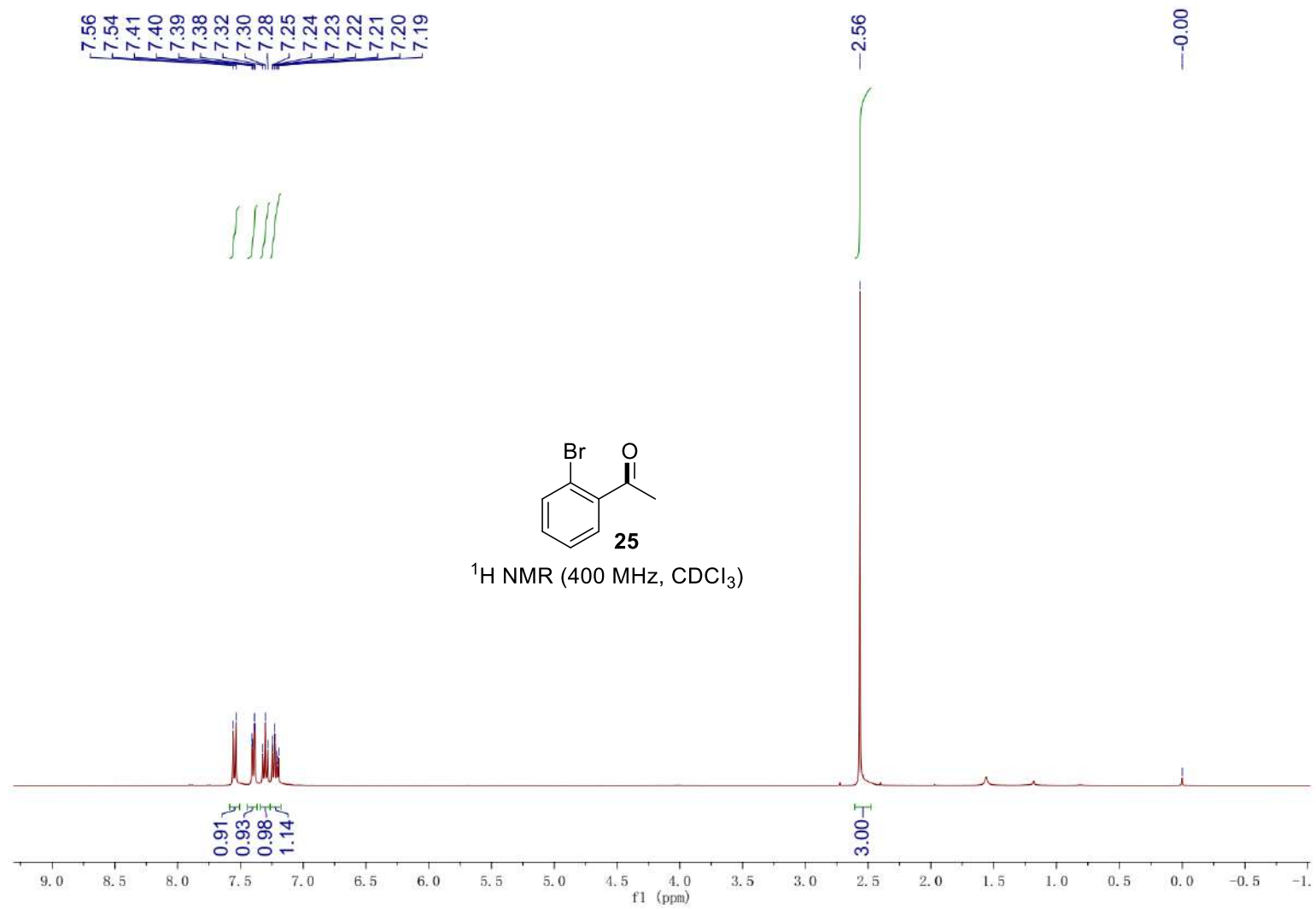


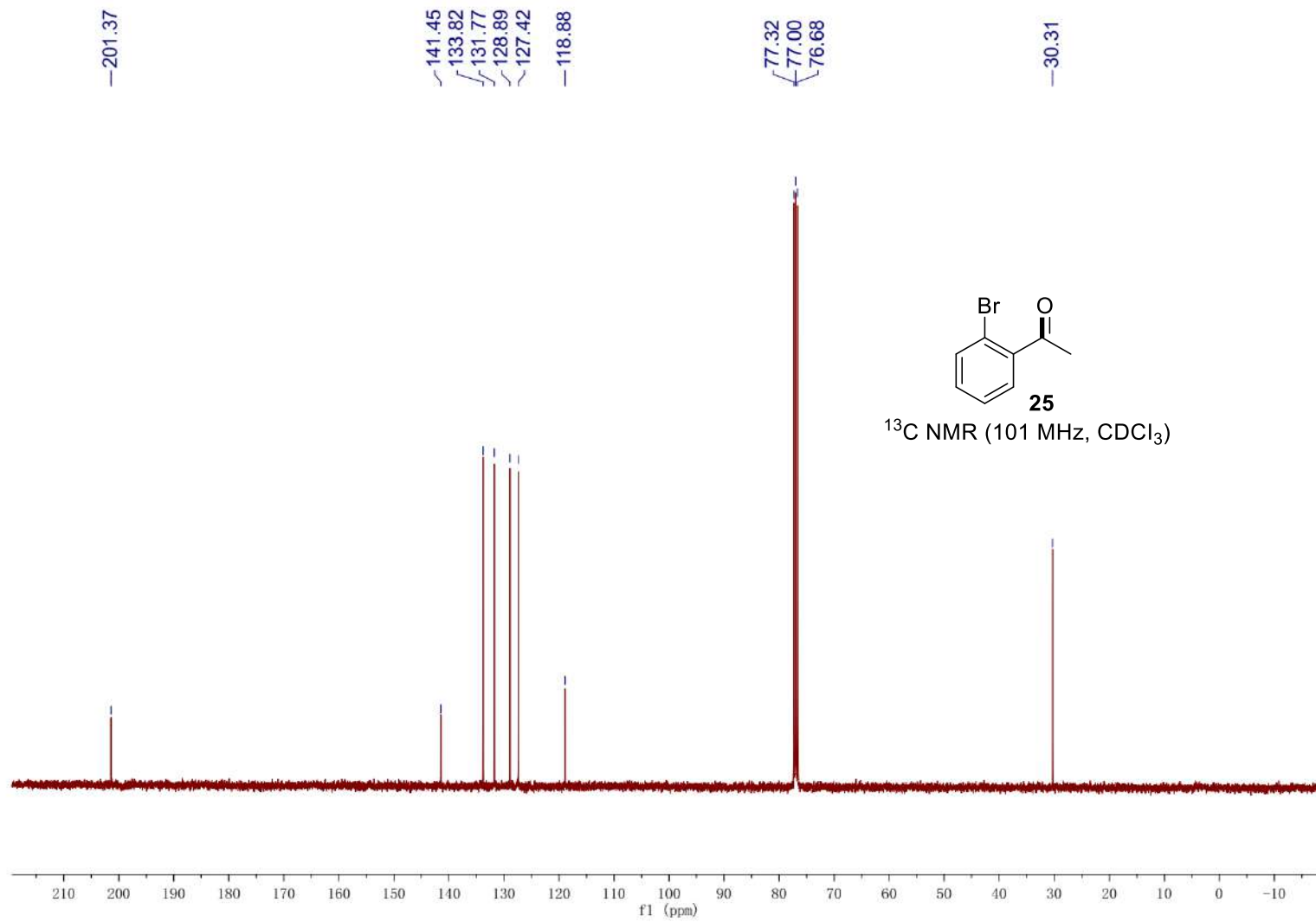


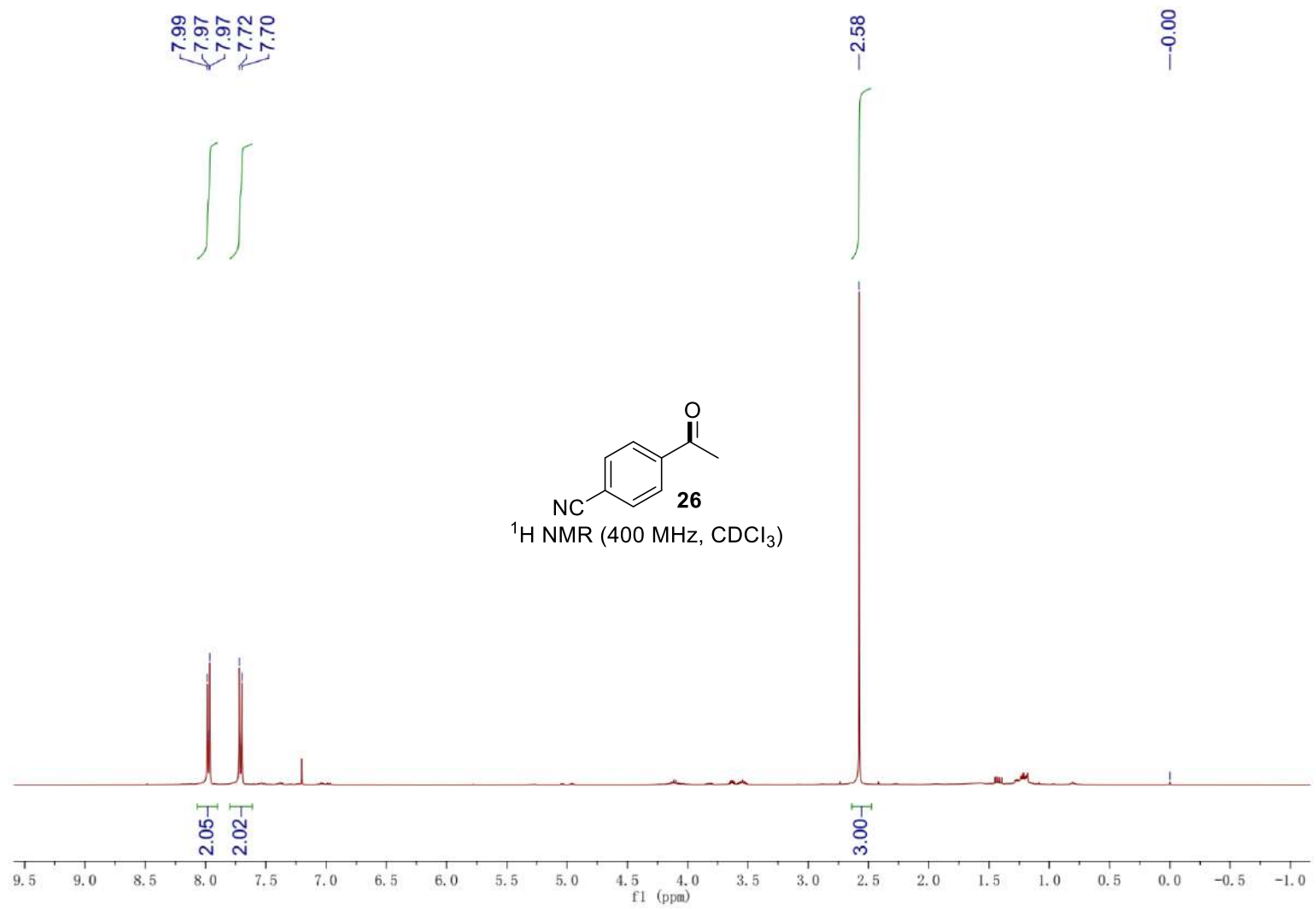


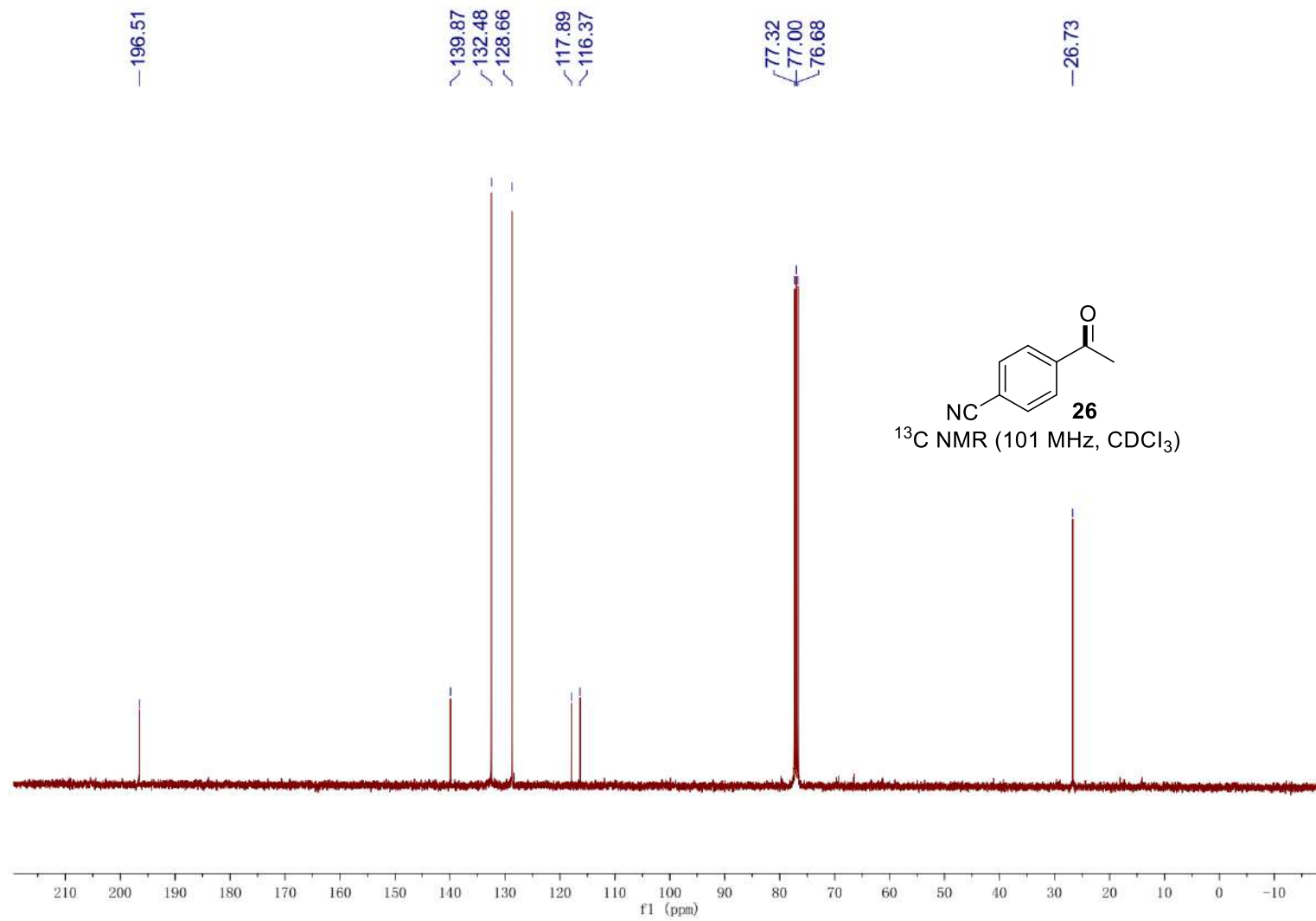


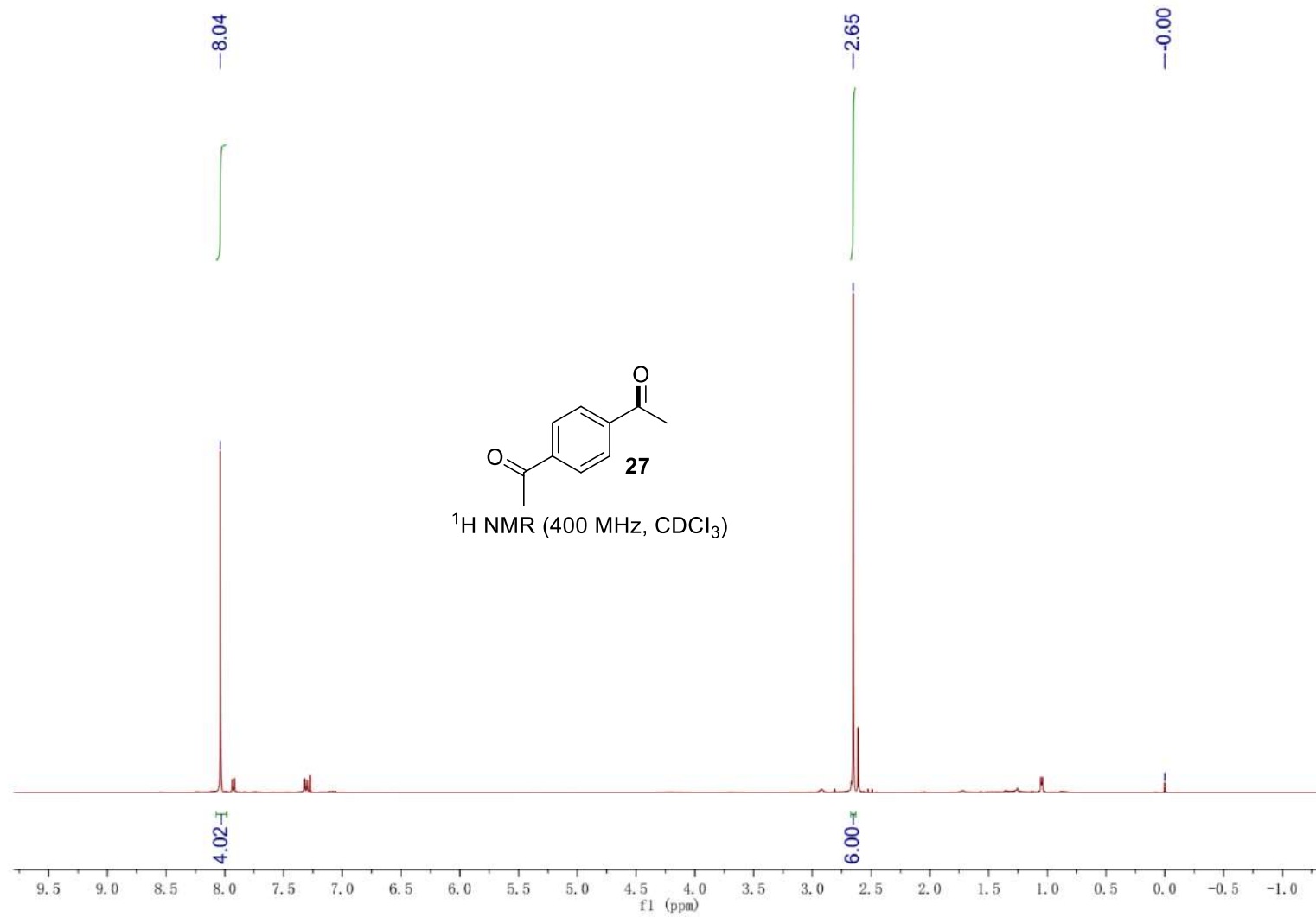


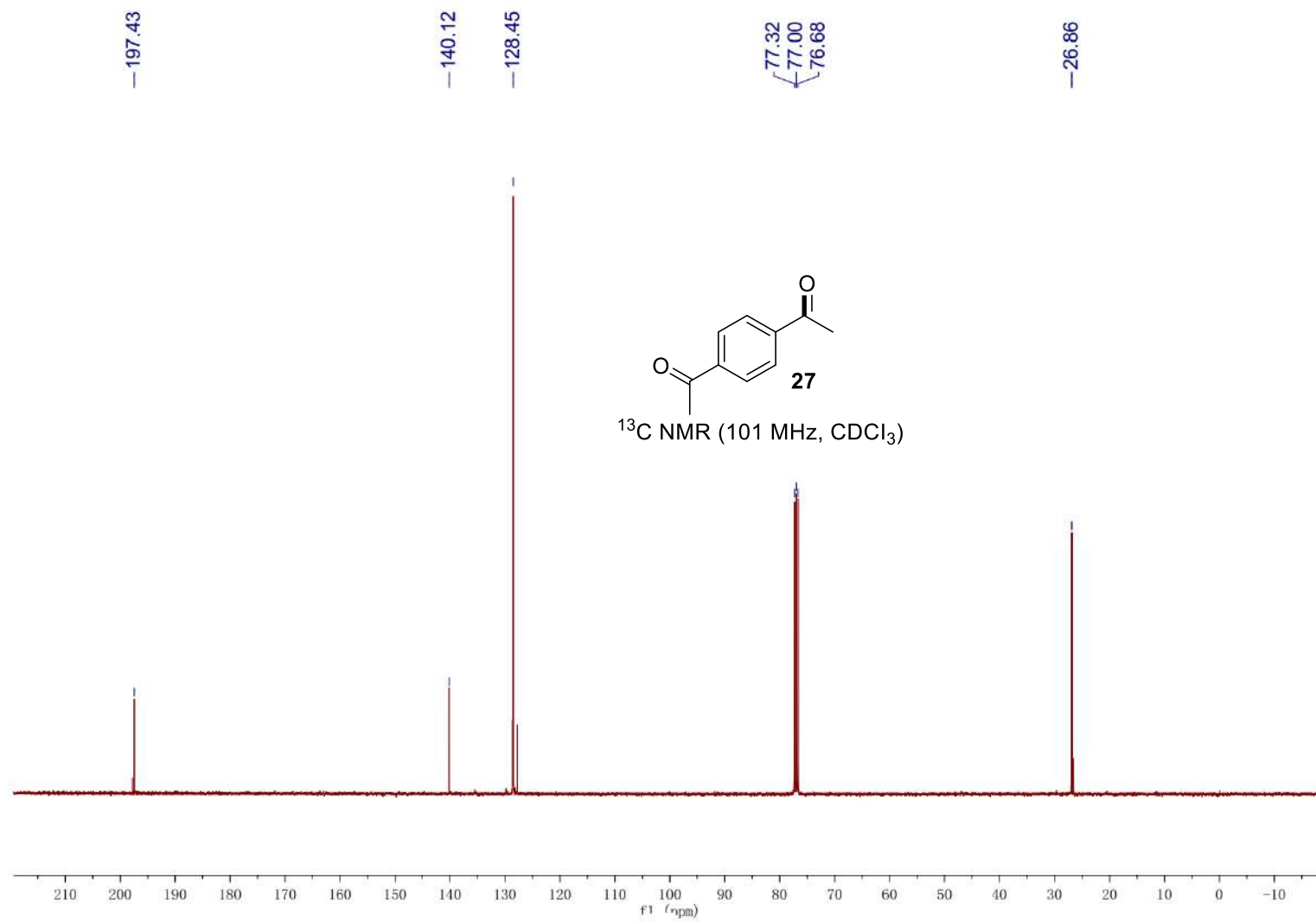


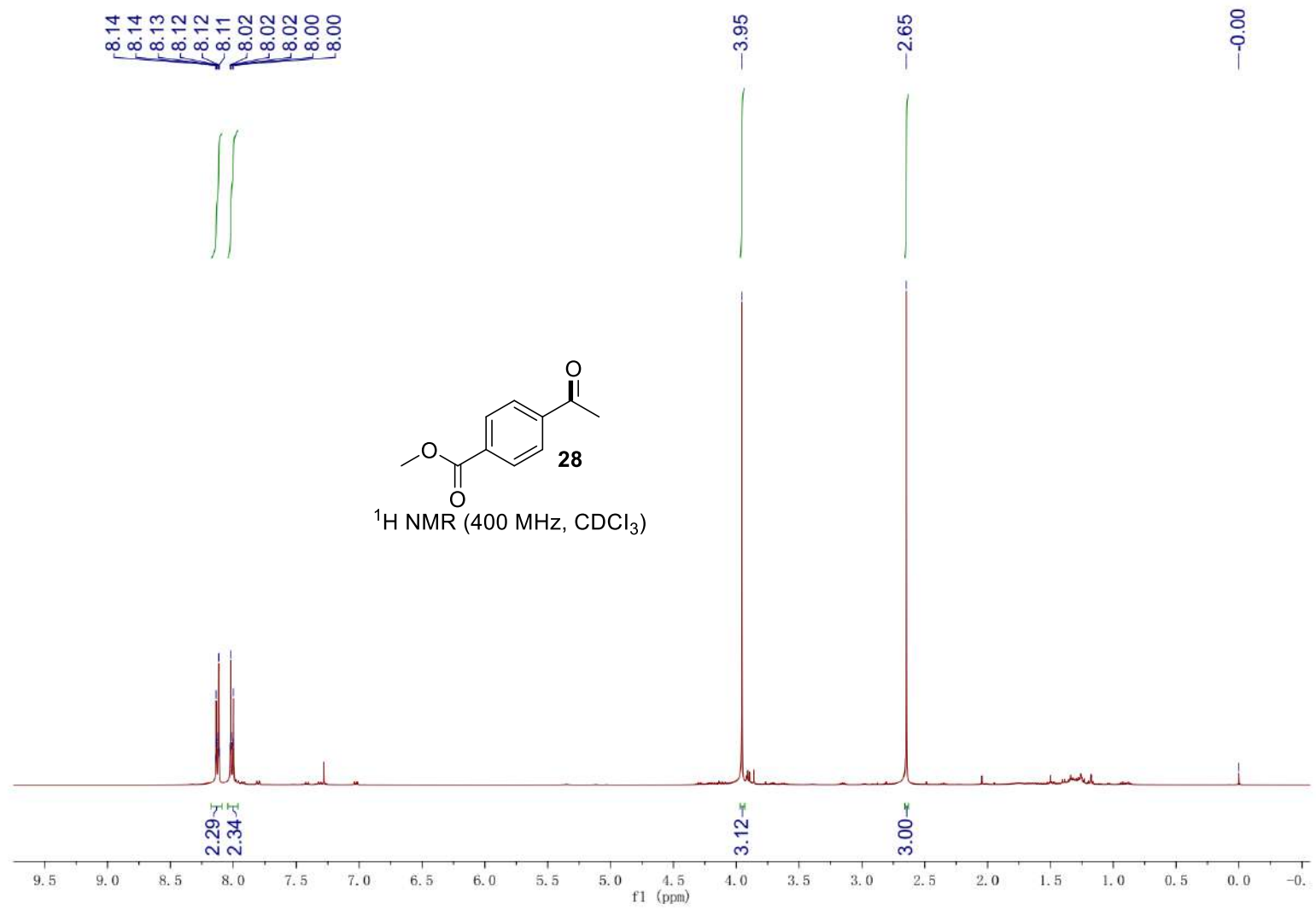


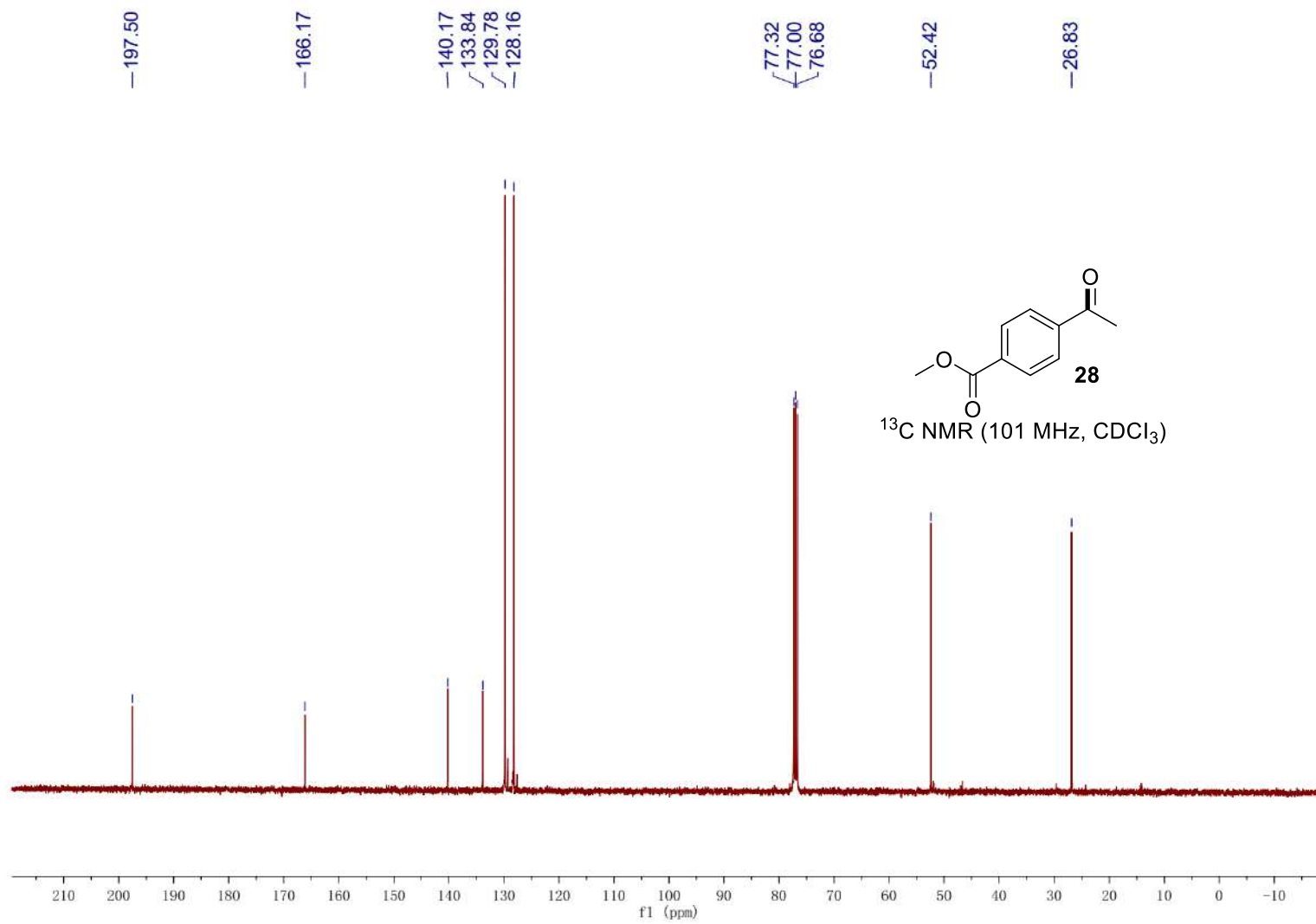


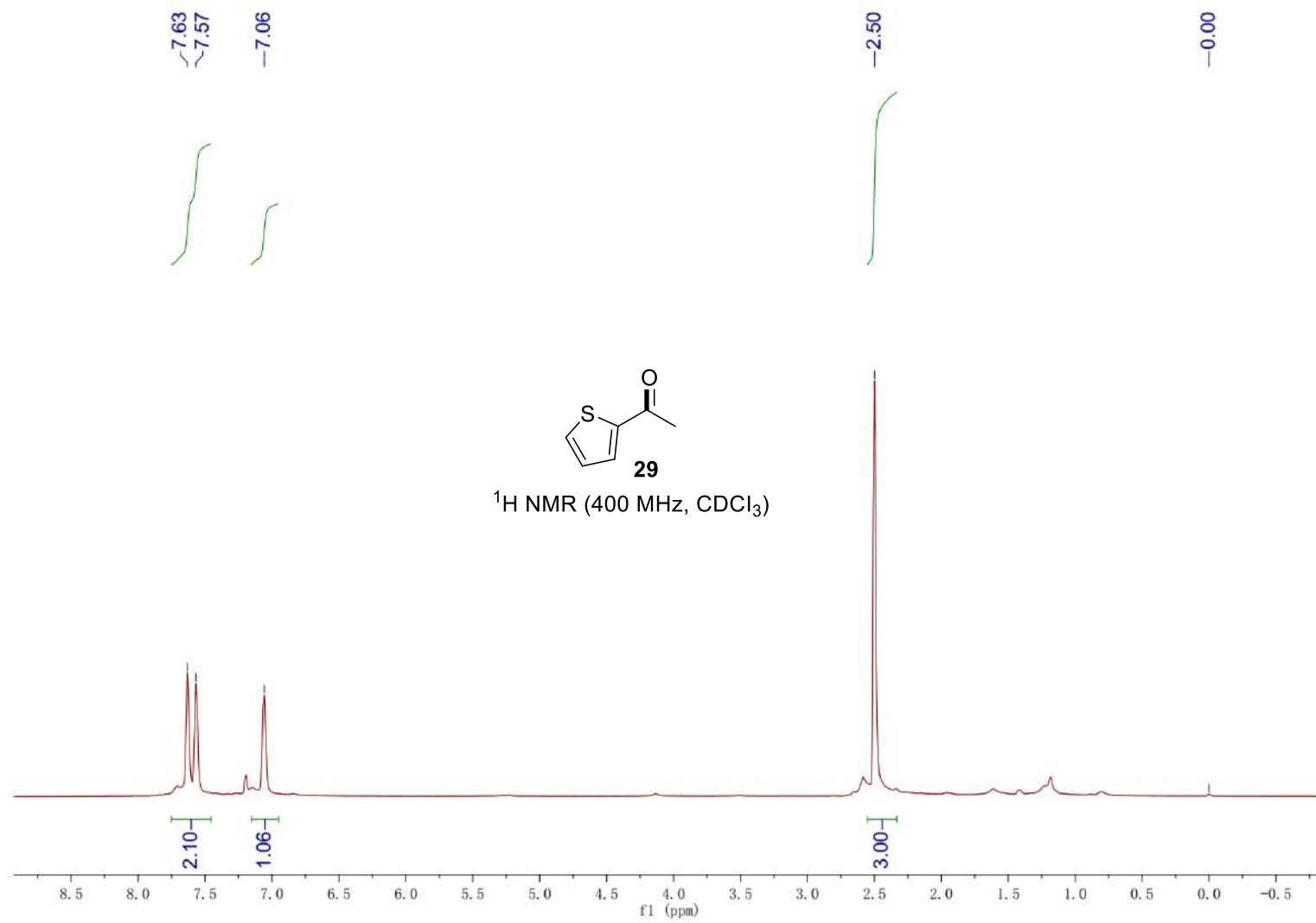


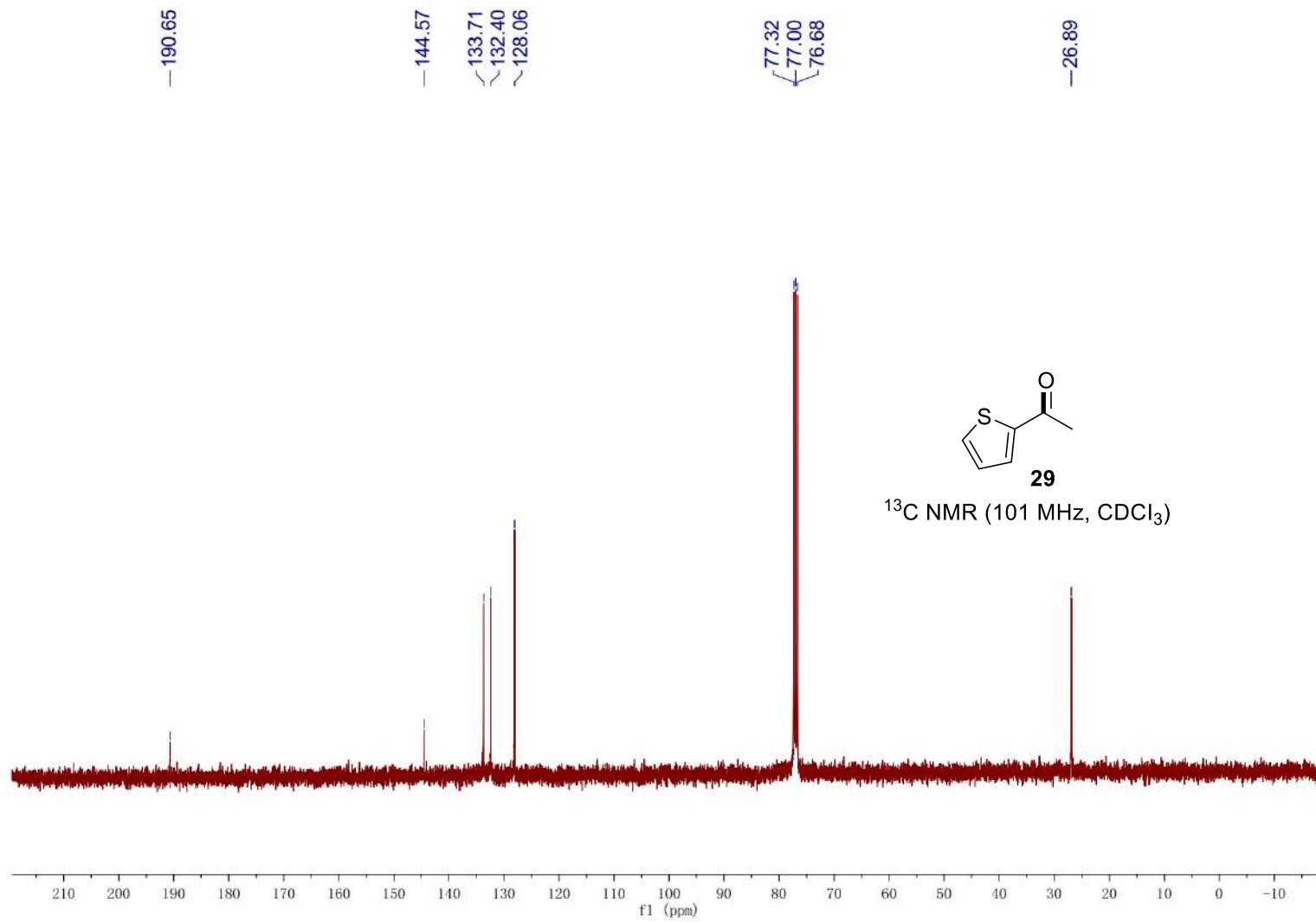


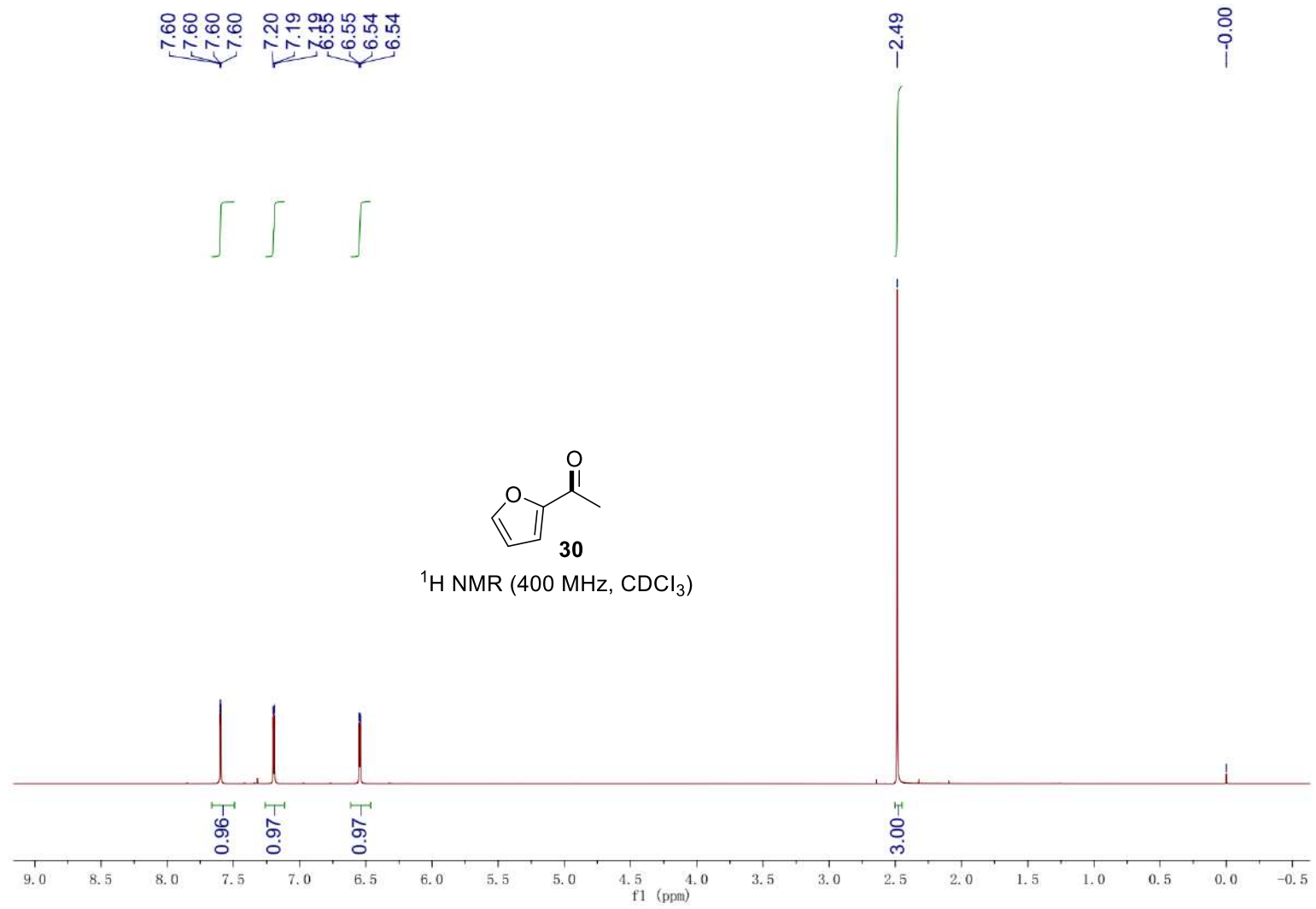












—186.69

—152.66

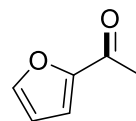
—146.35

—117.21

—112.14

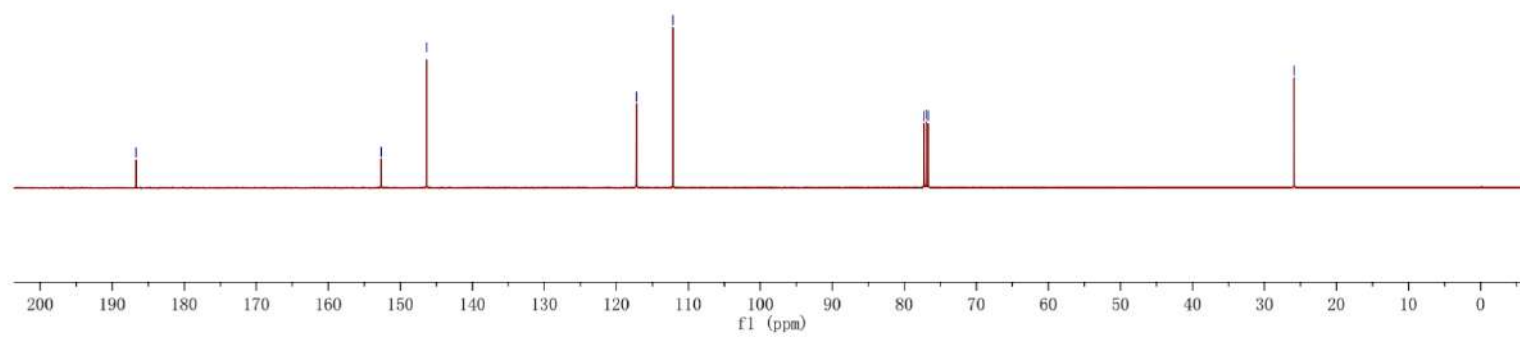
{ 77.32
77.00
76.68 }

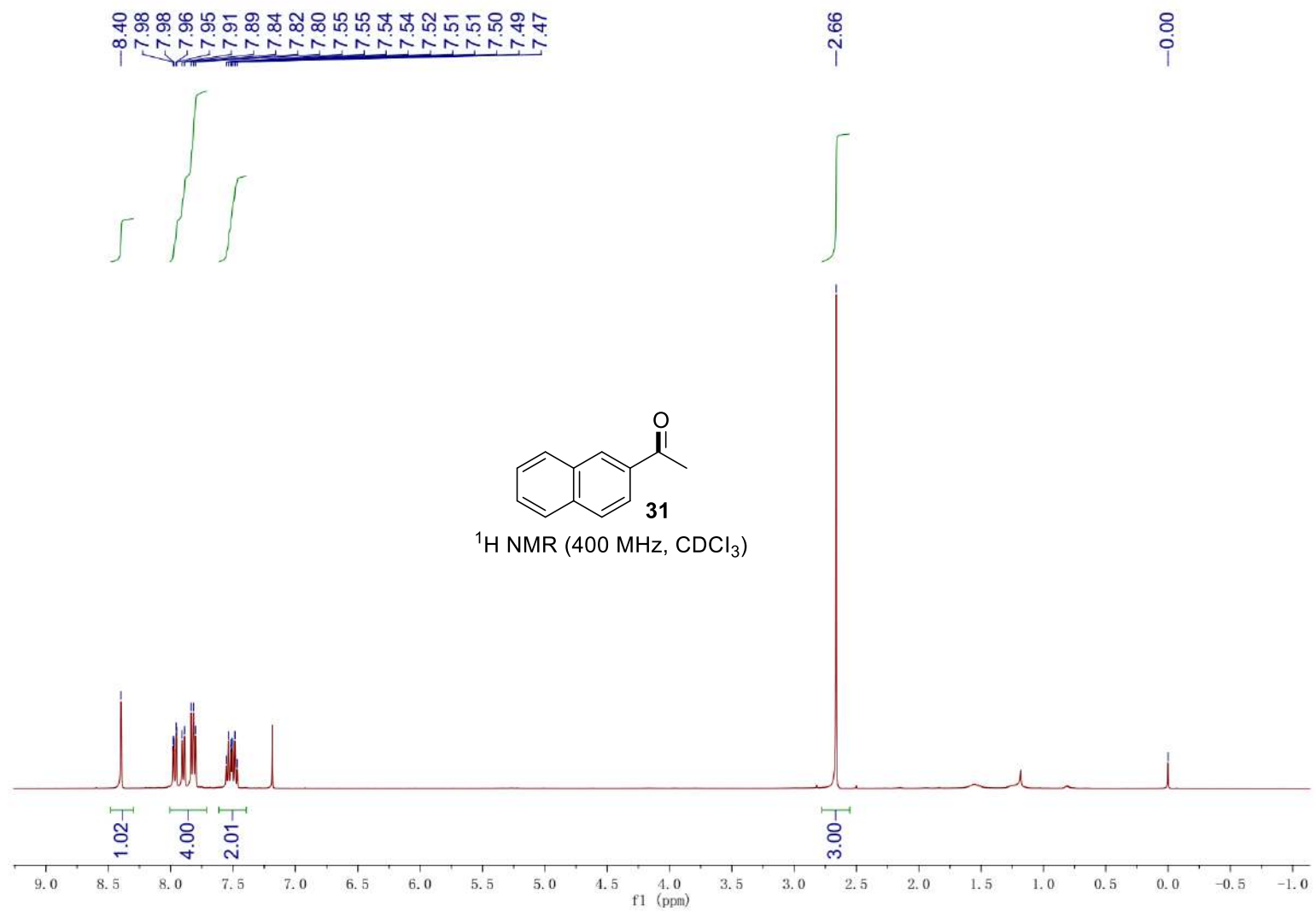
—25.88

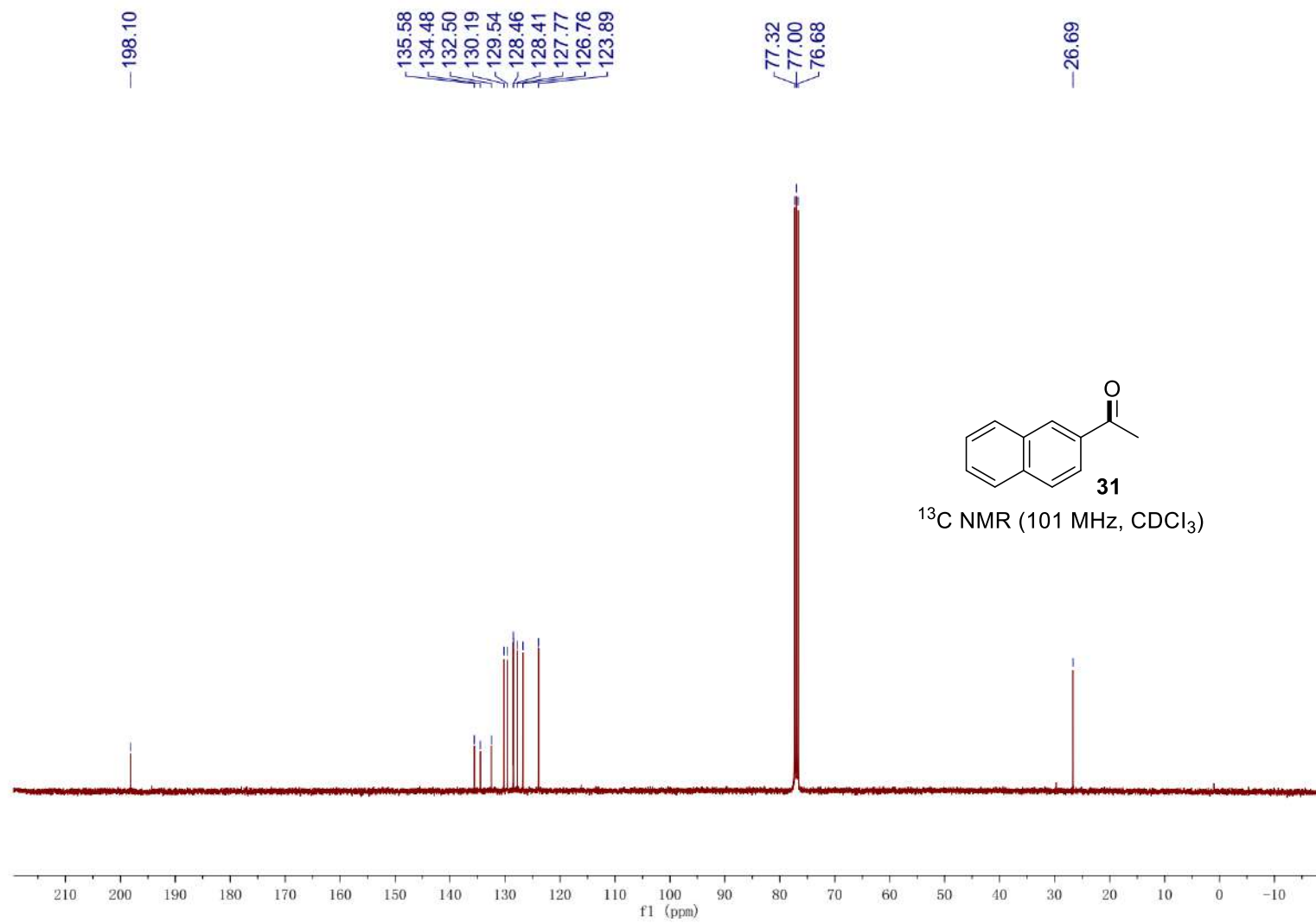


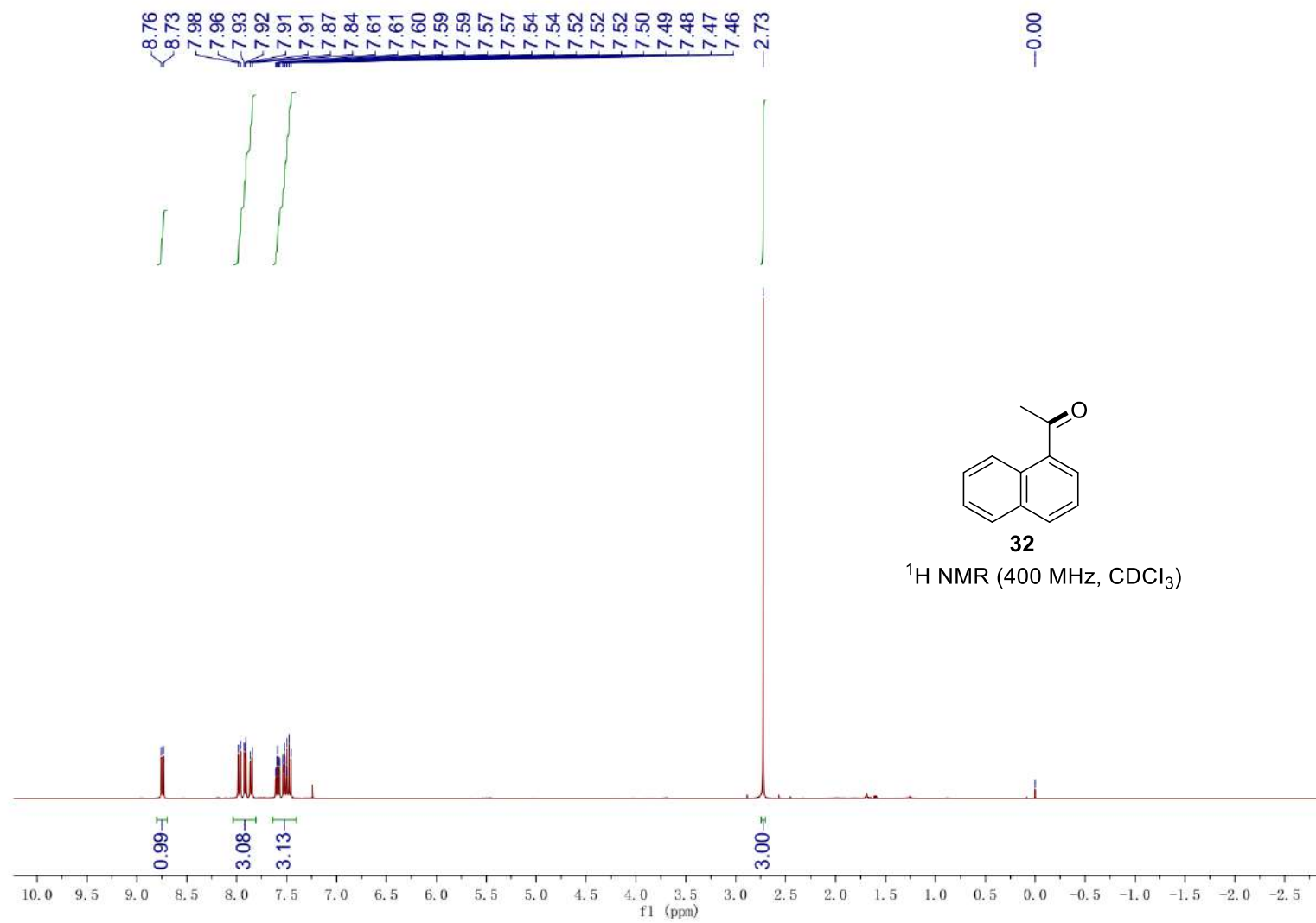
30

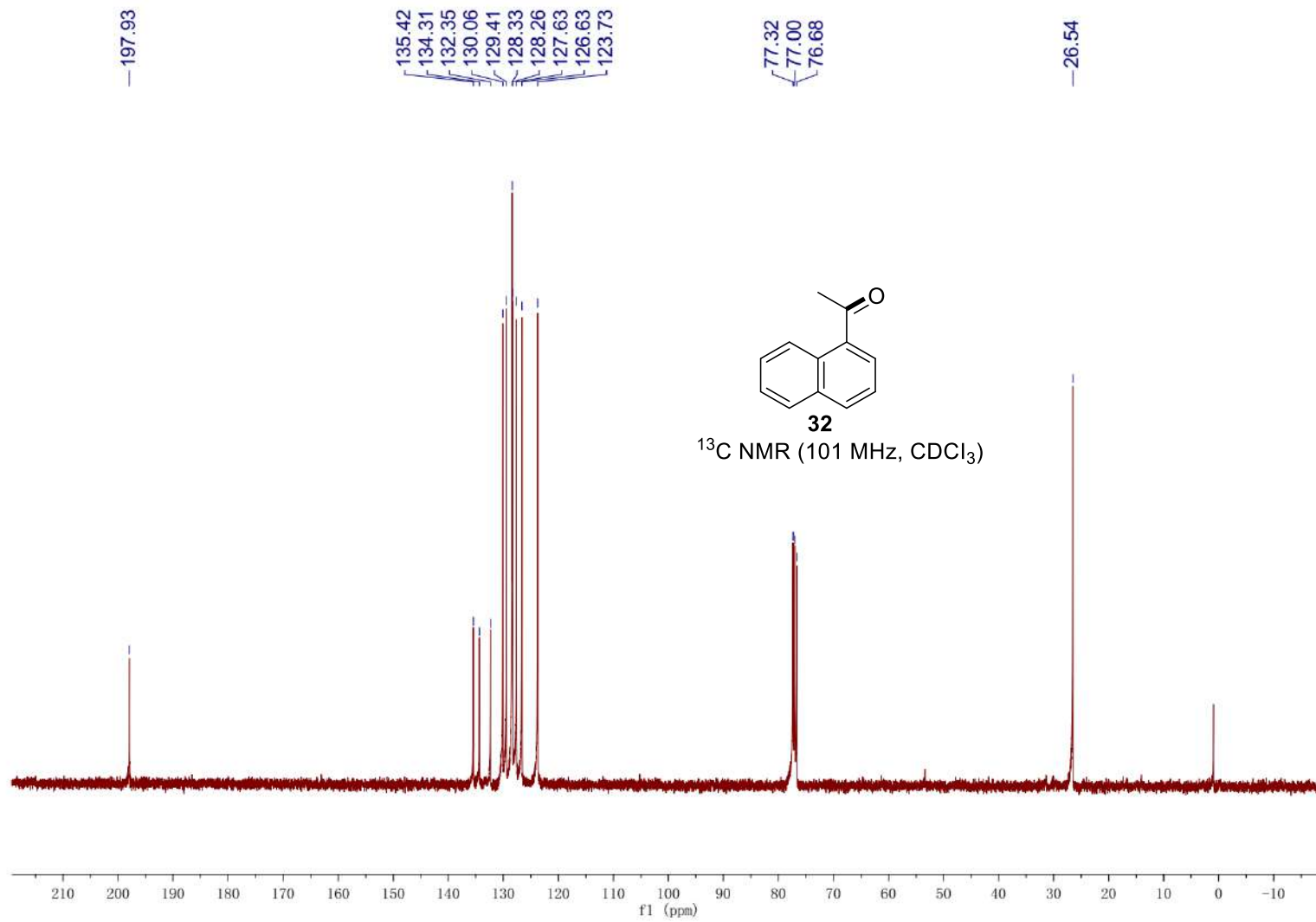
¹³C NMR (101 MHz, CDCl₃)

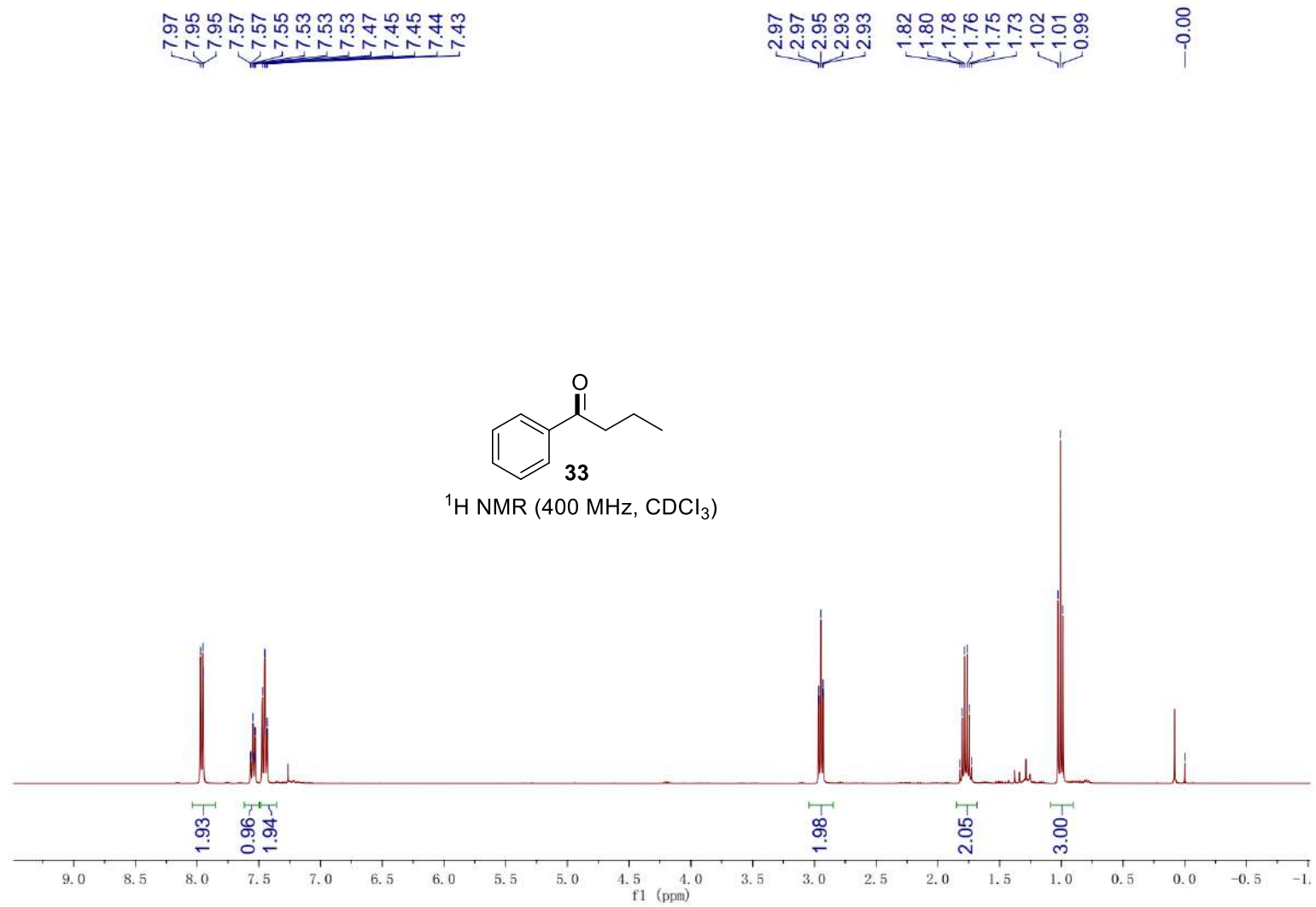


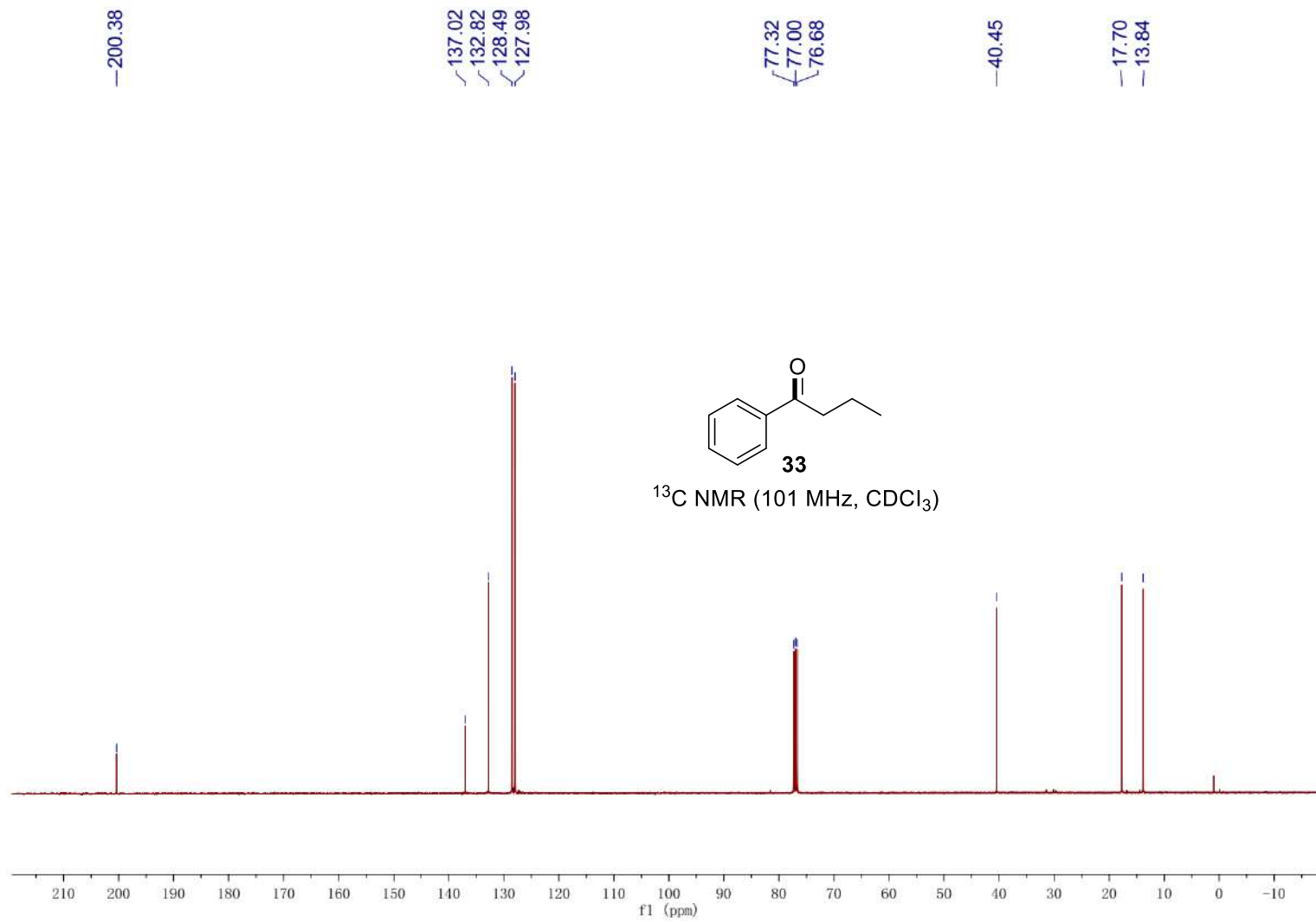


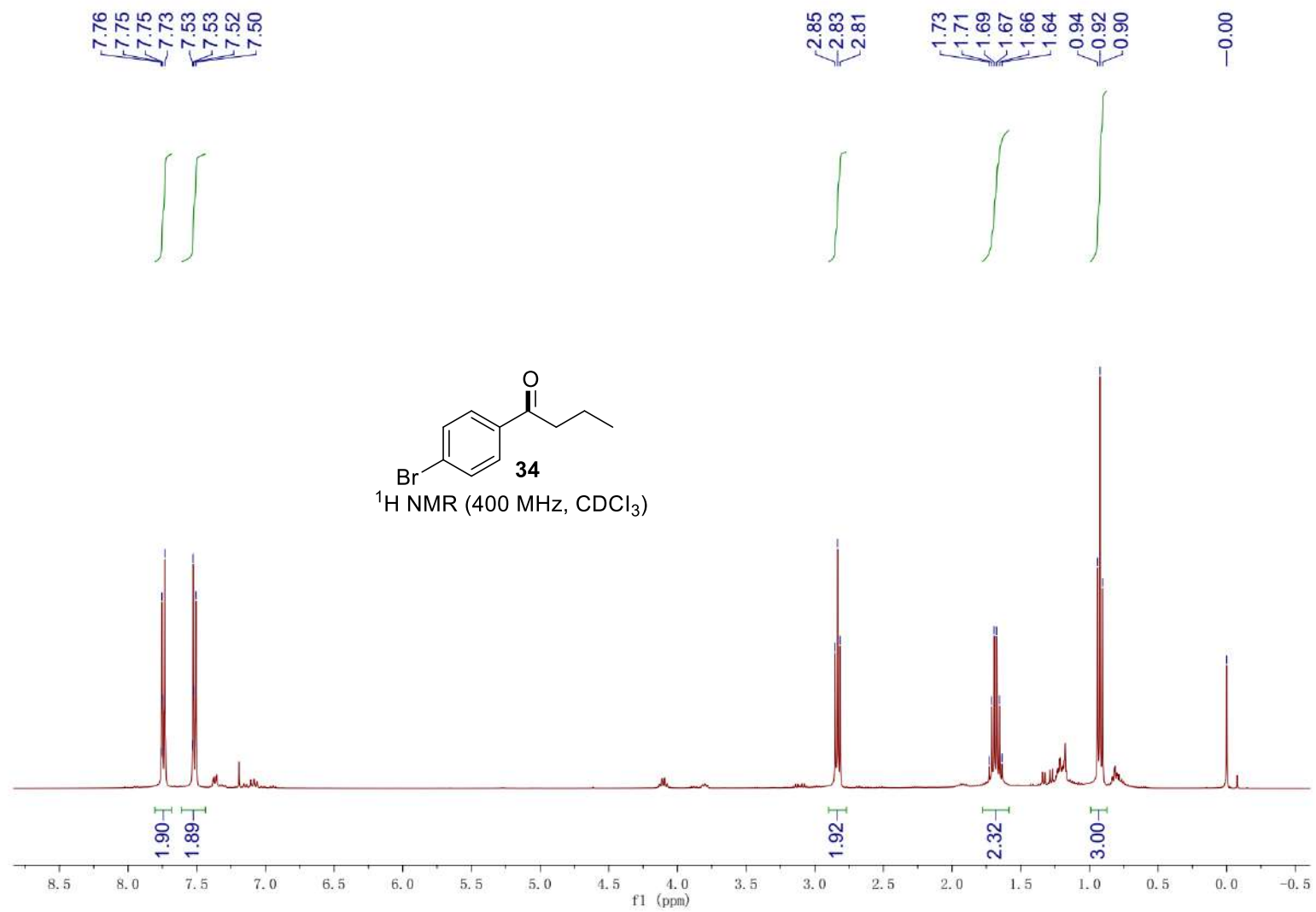


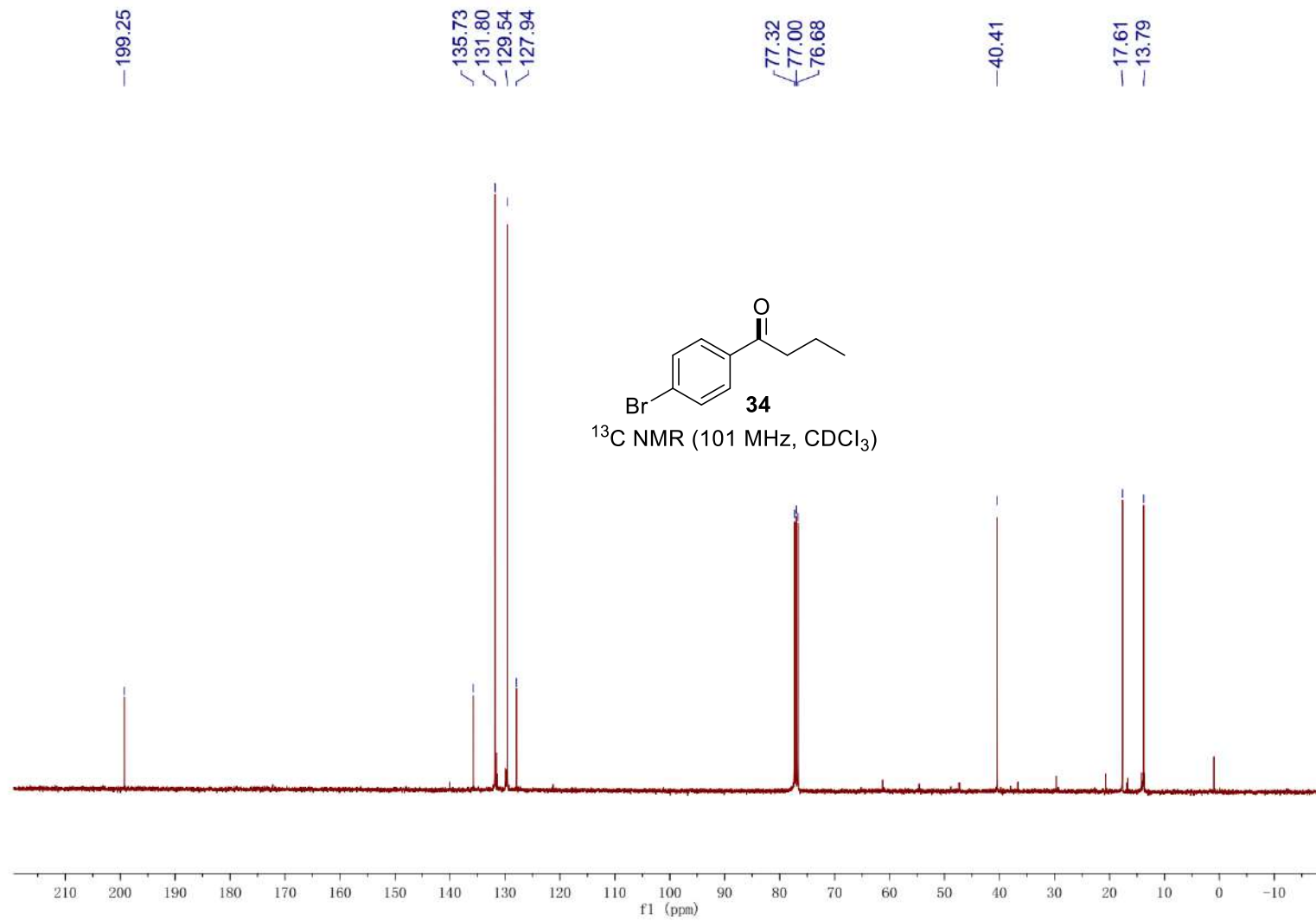


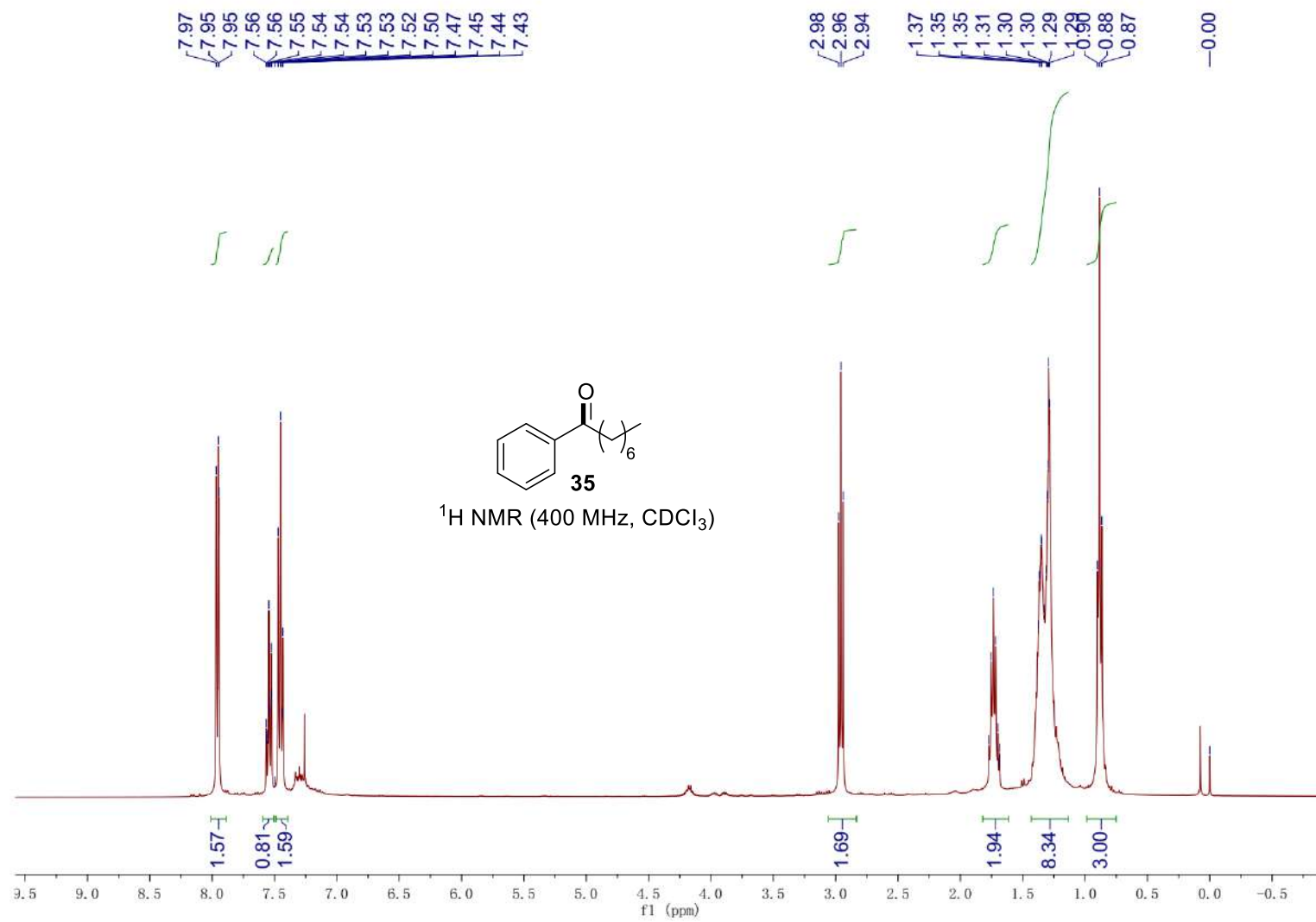


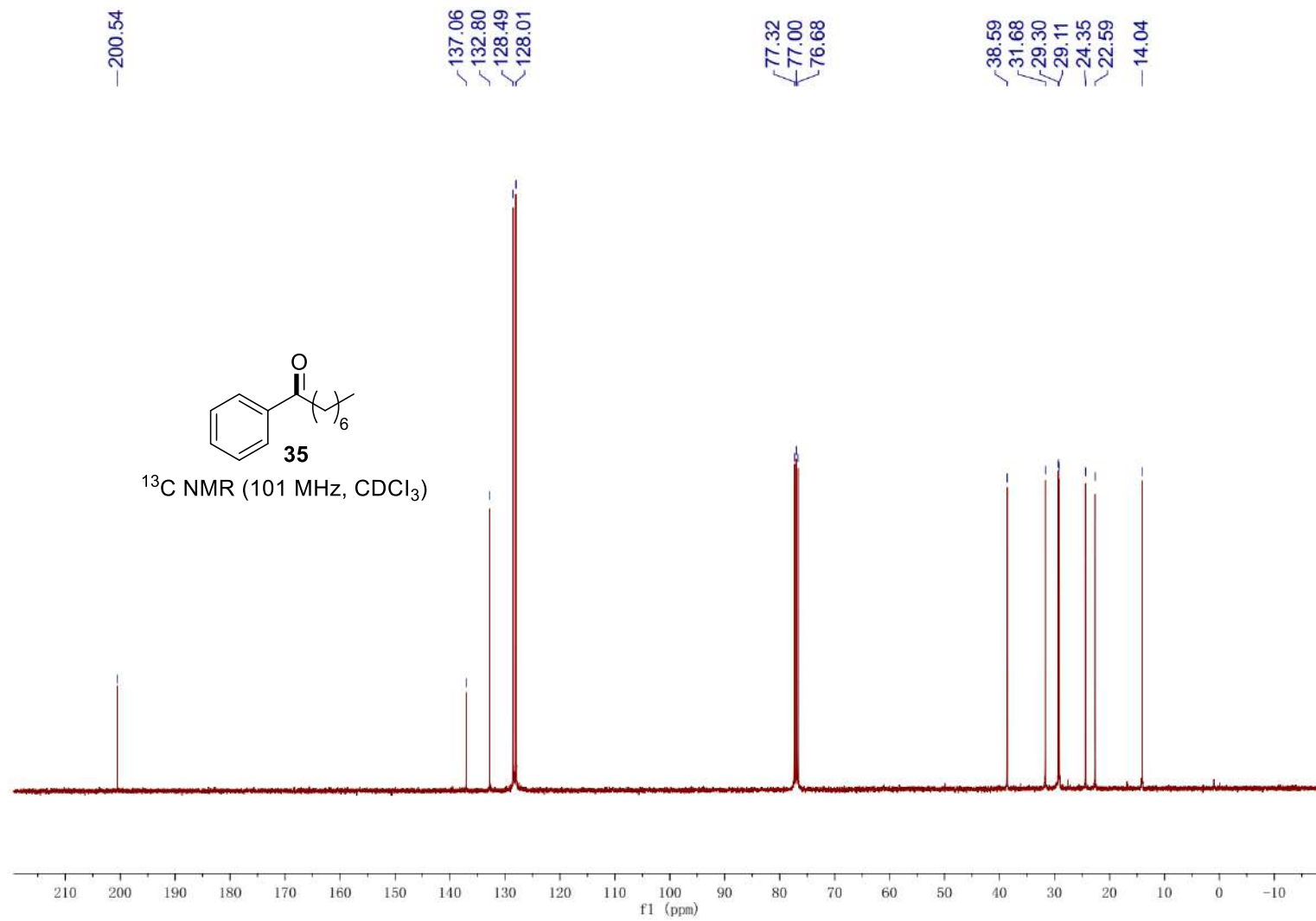


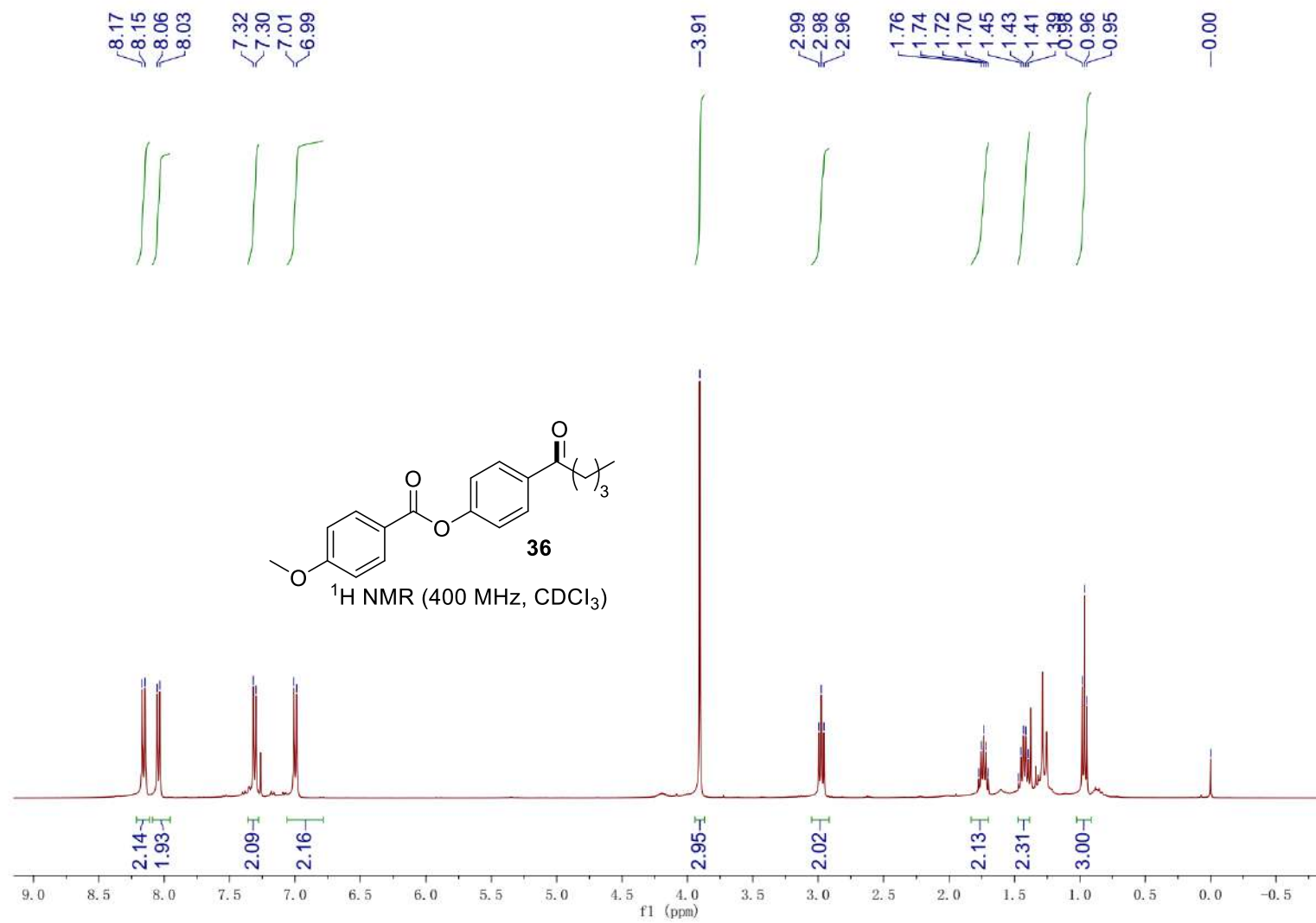


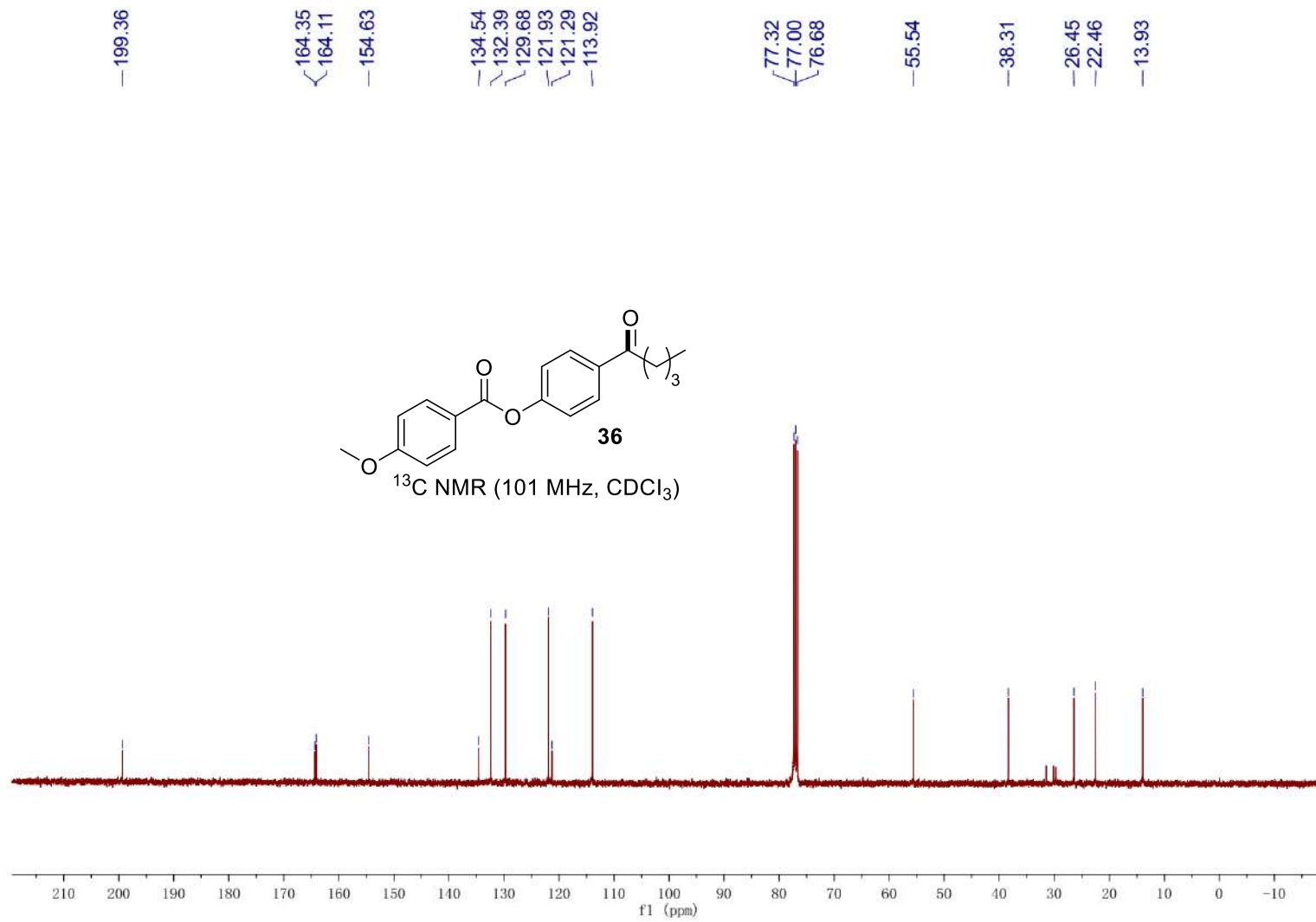


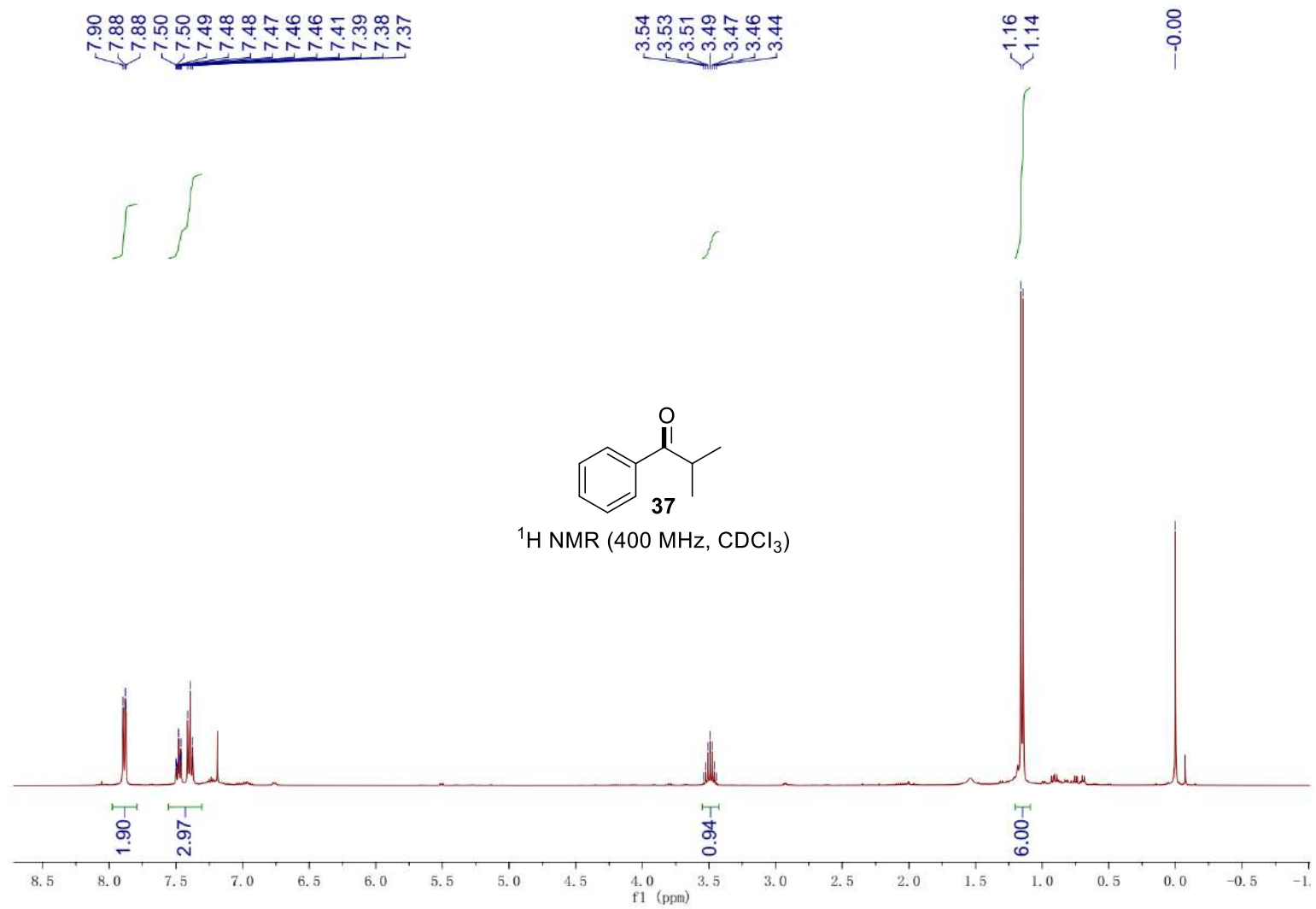


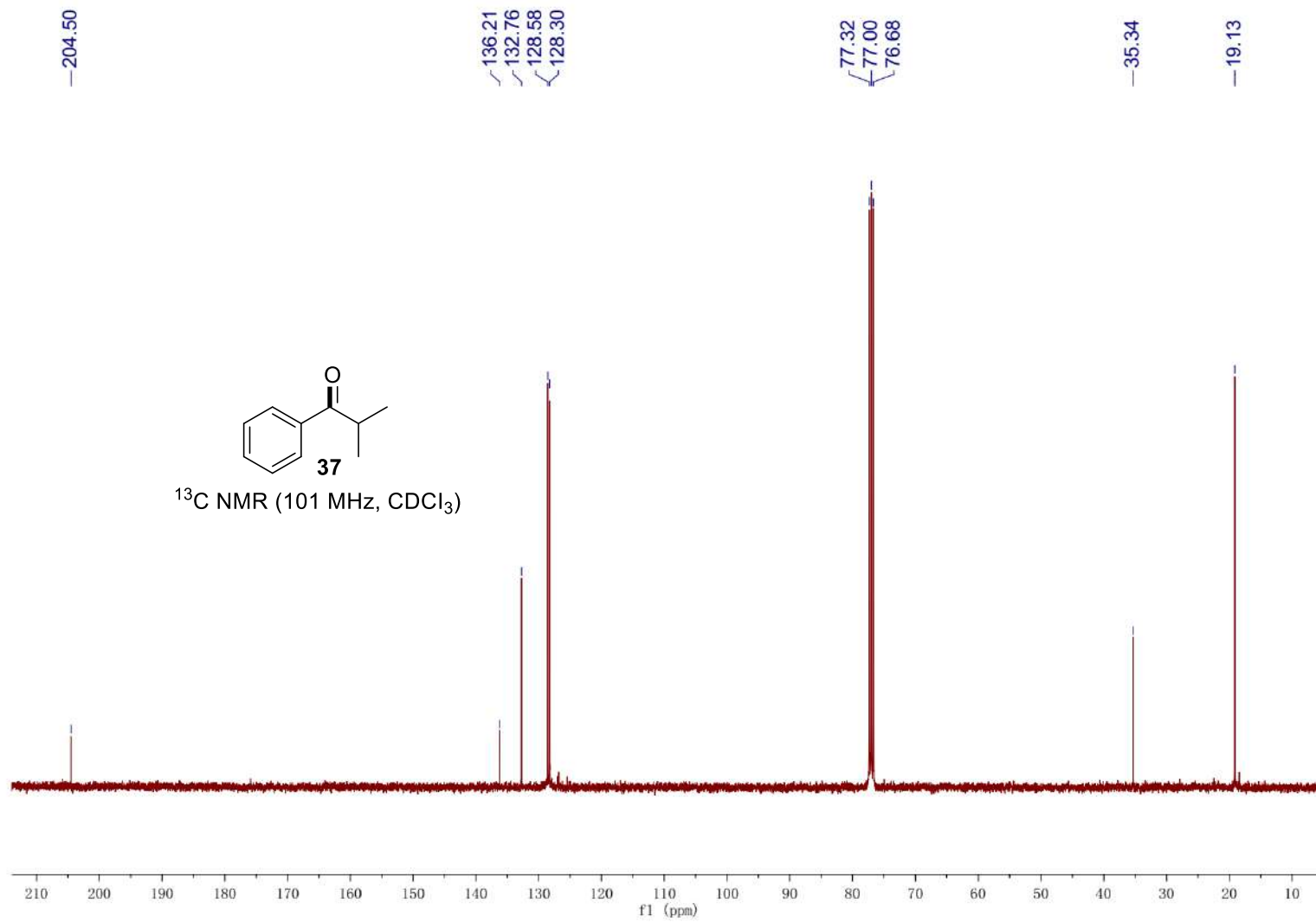


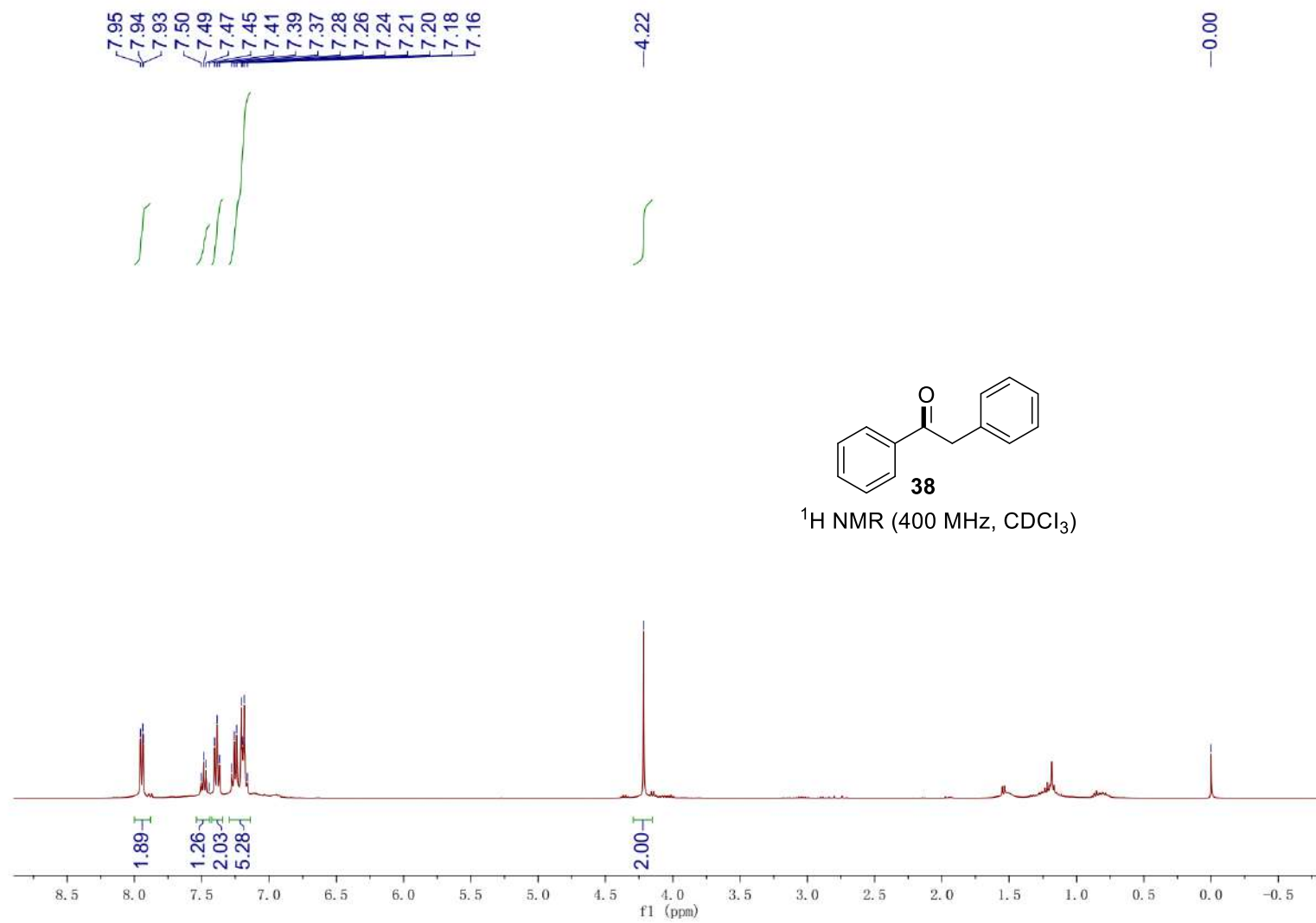


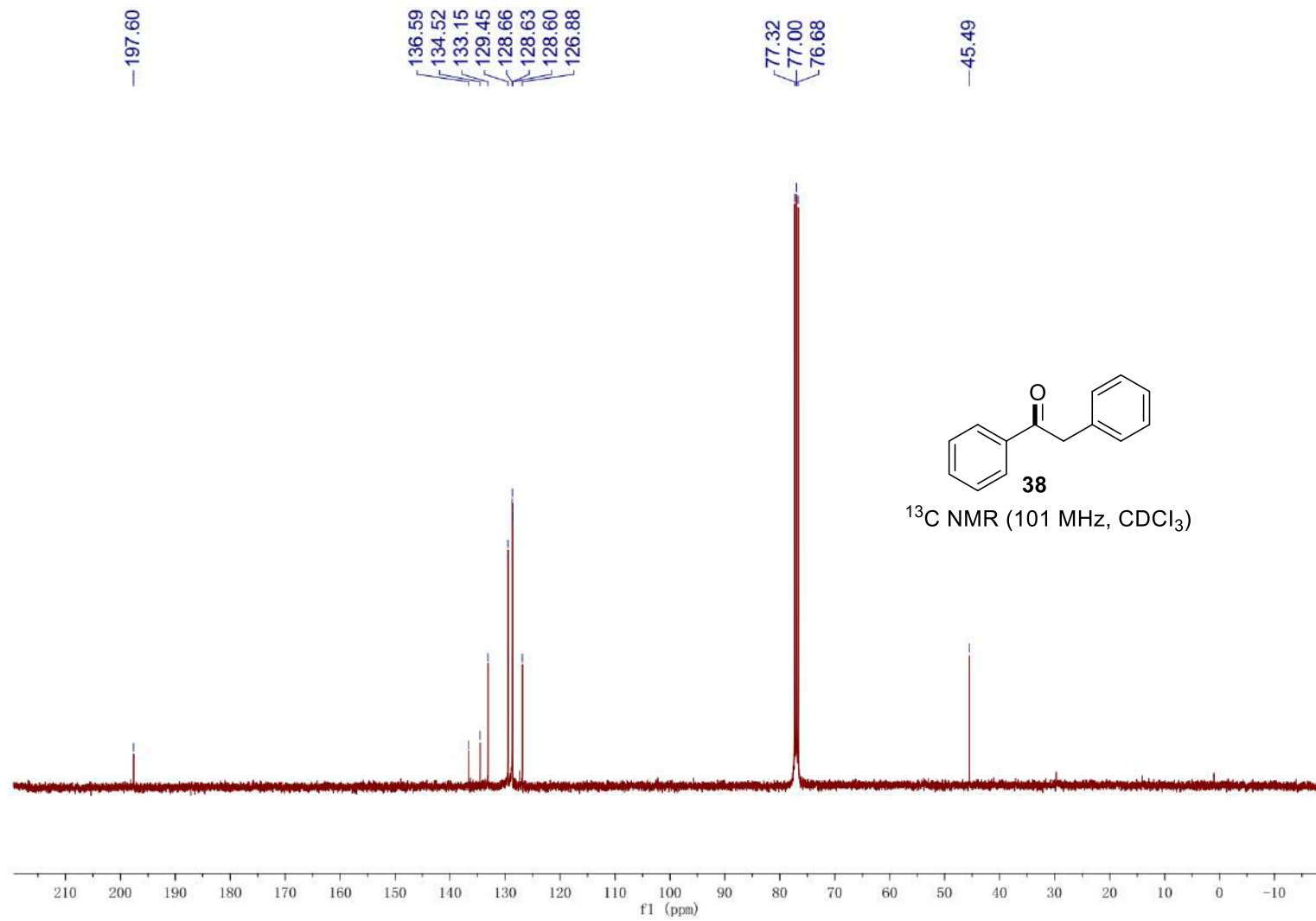


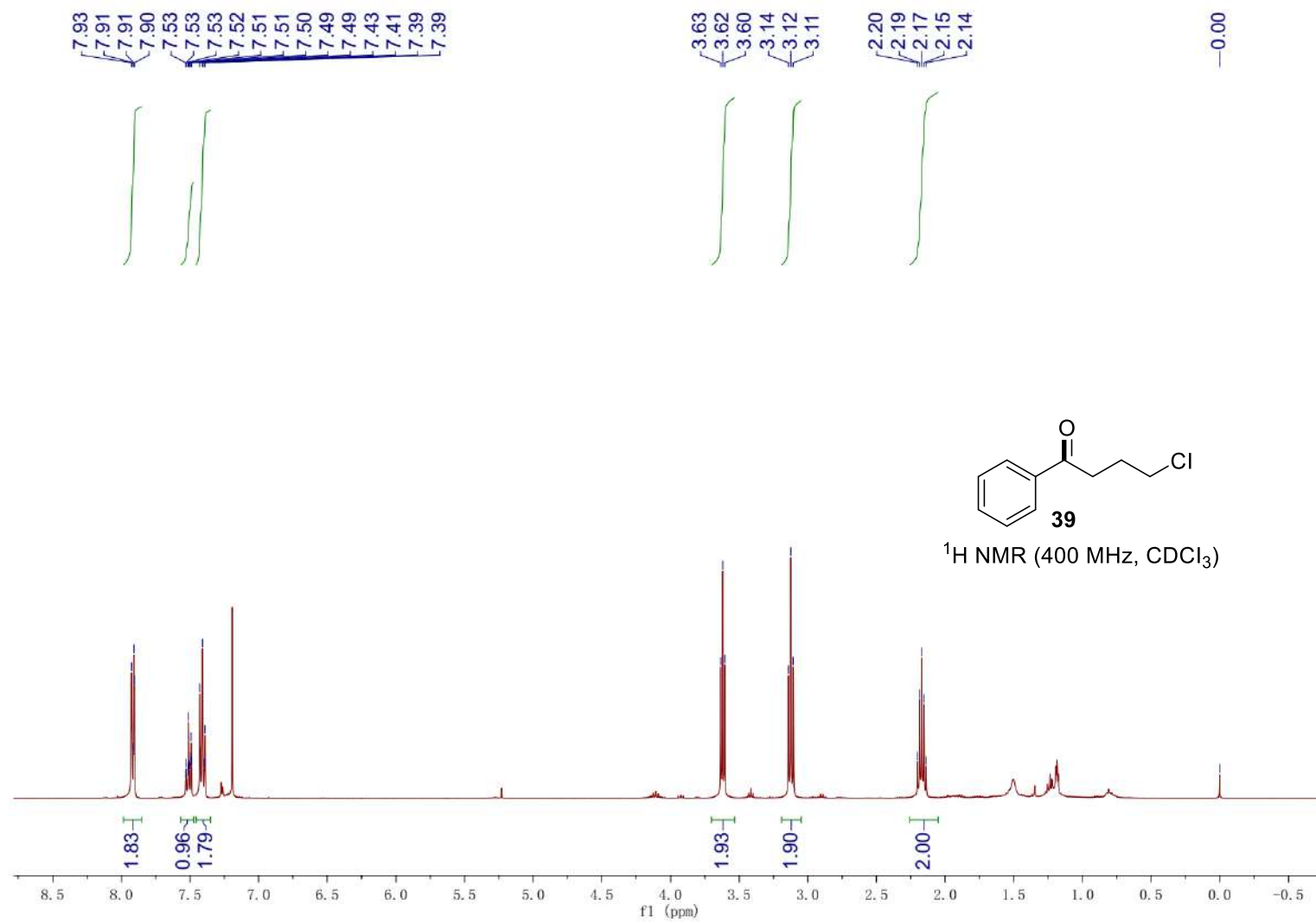


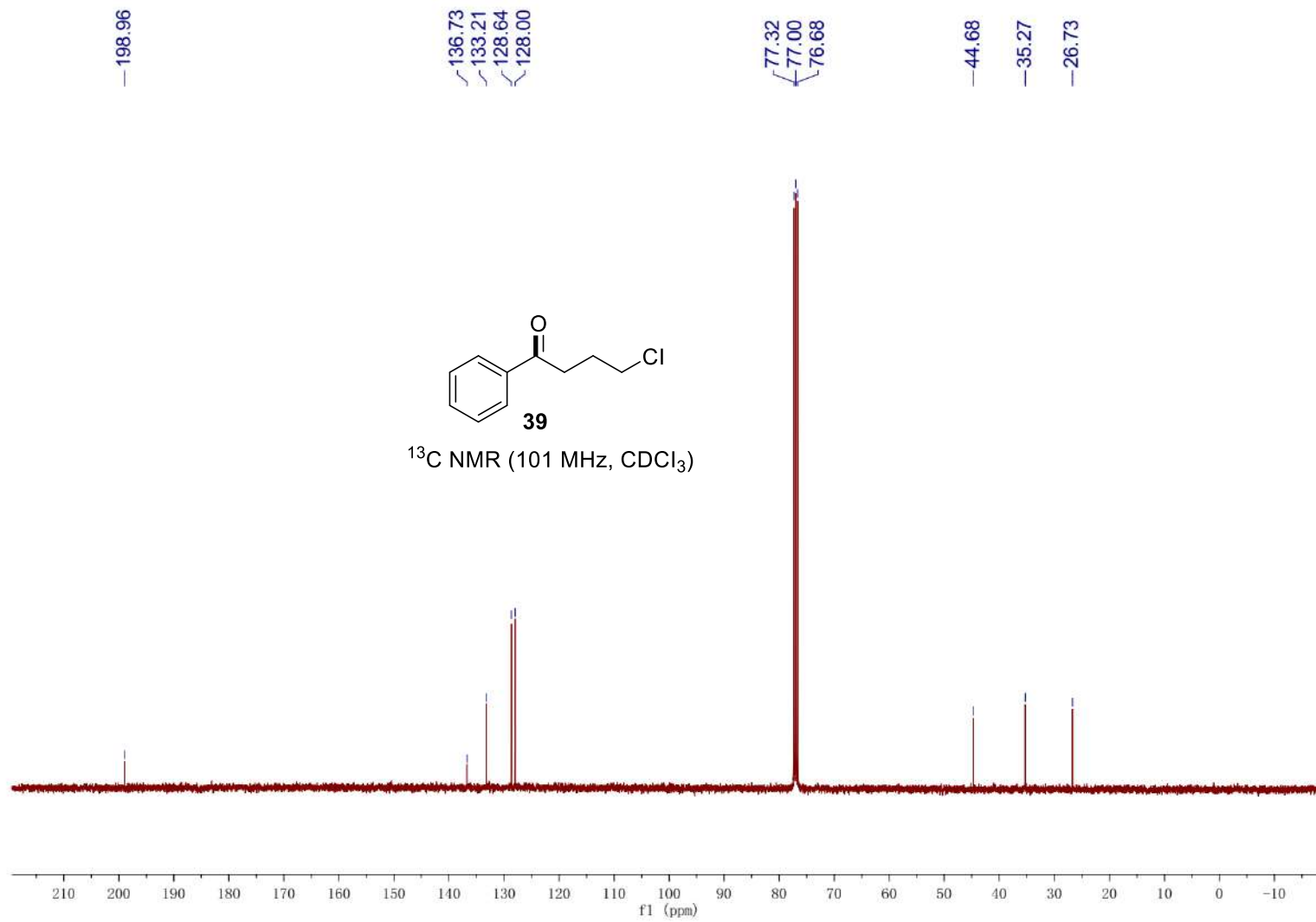


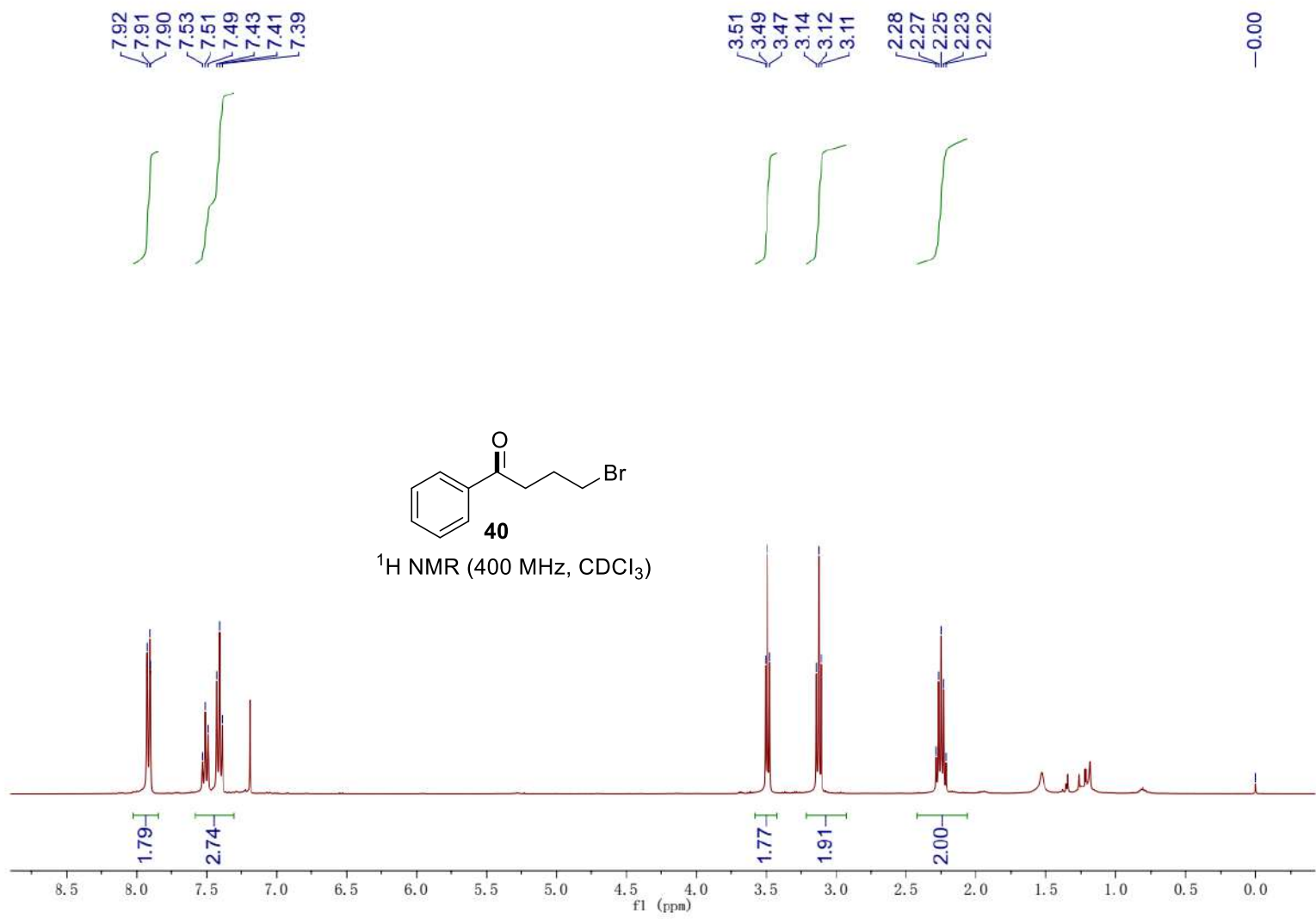


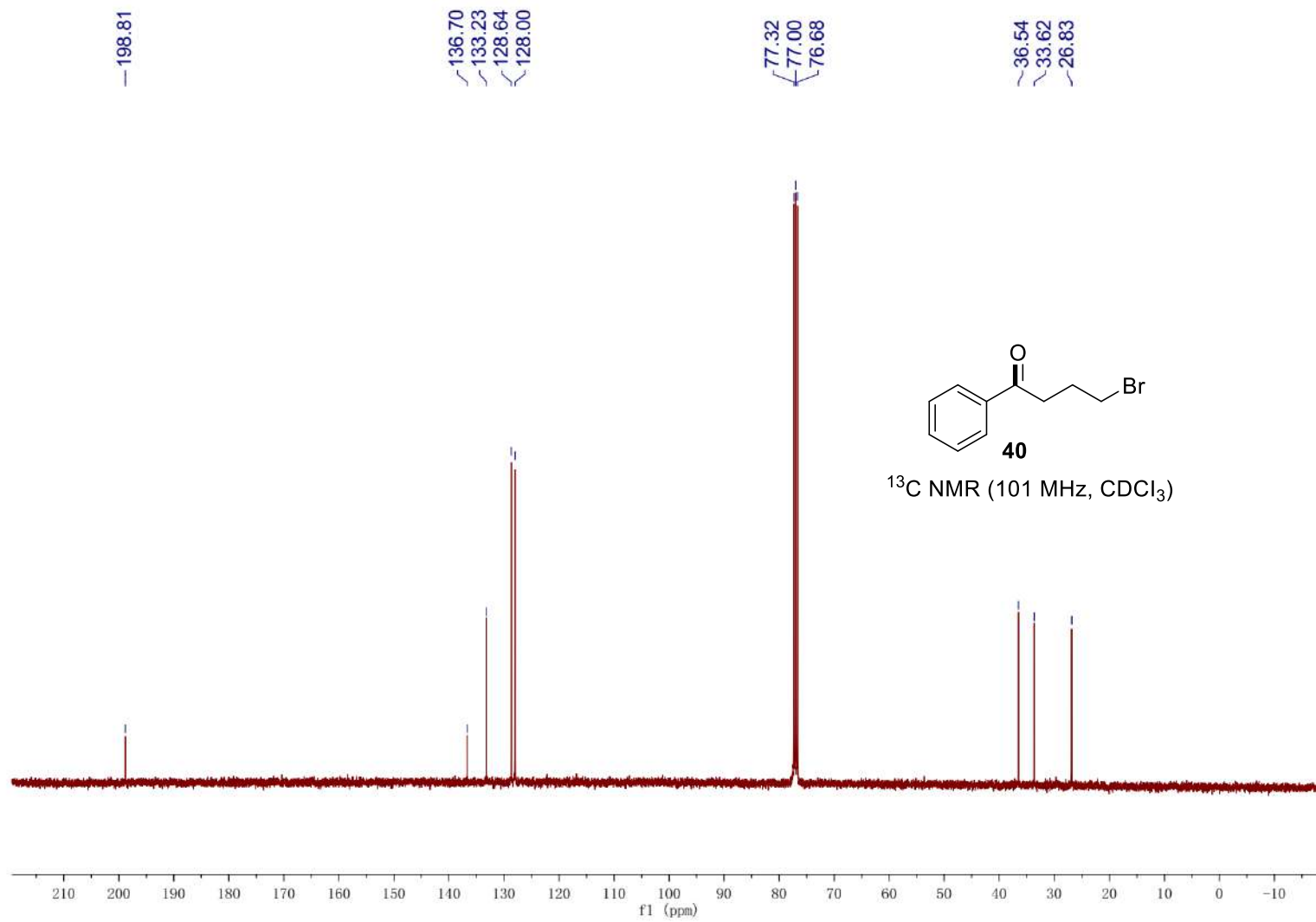


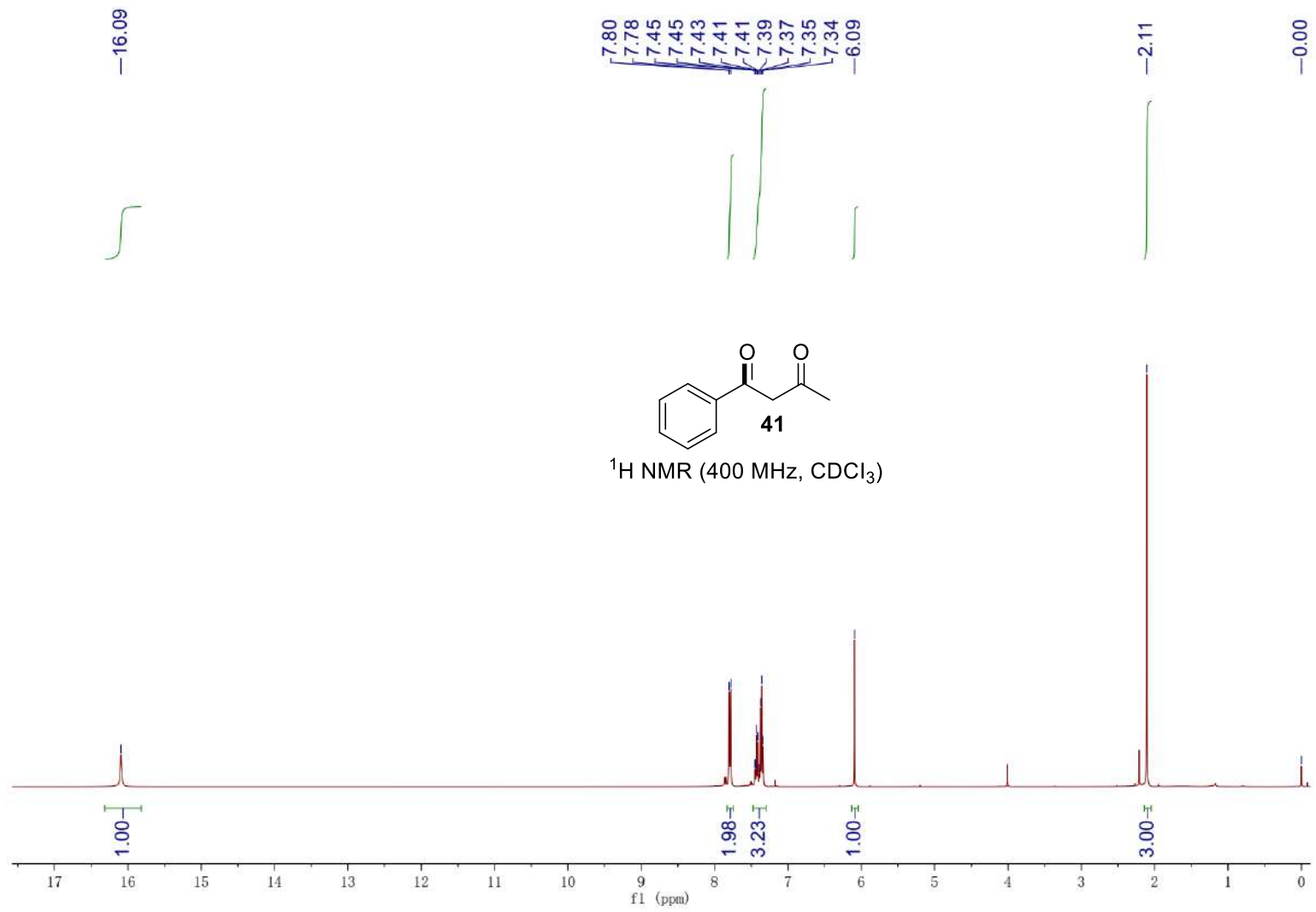


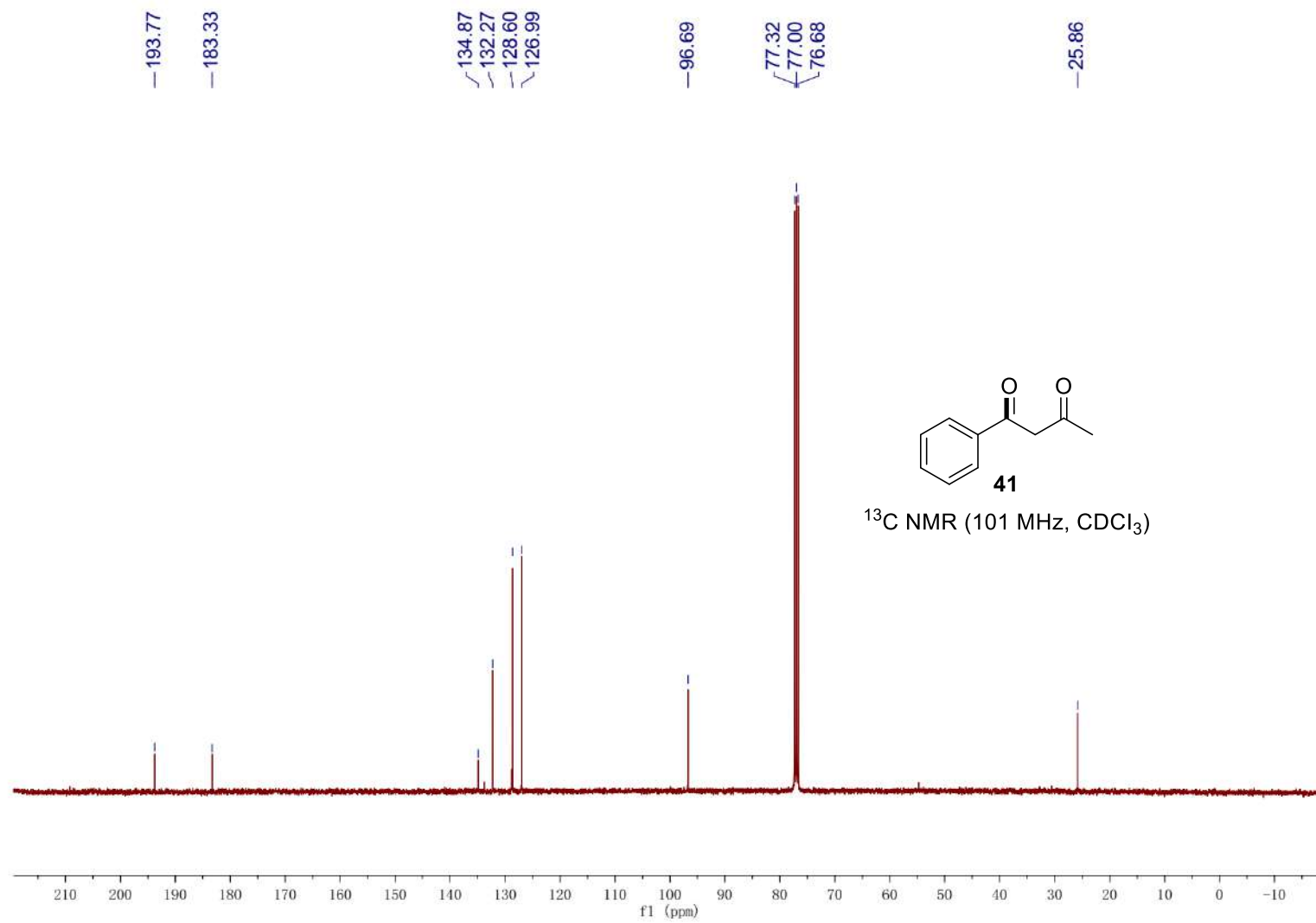


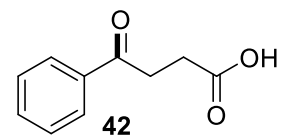
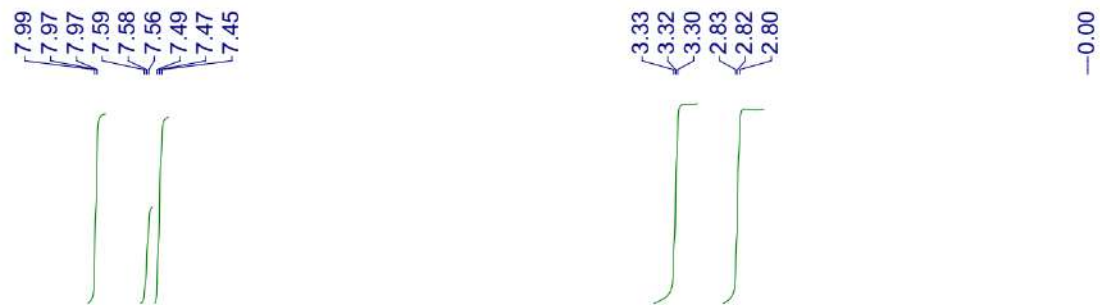




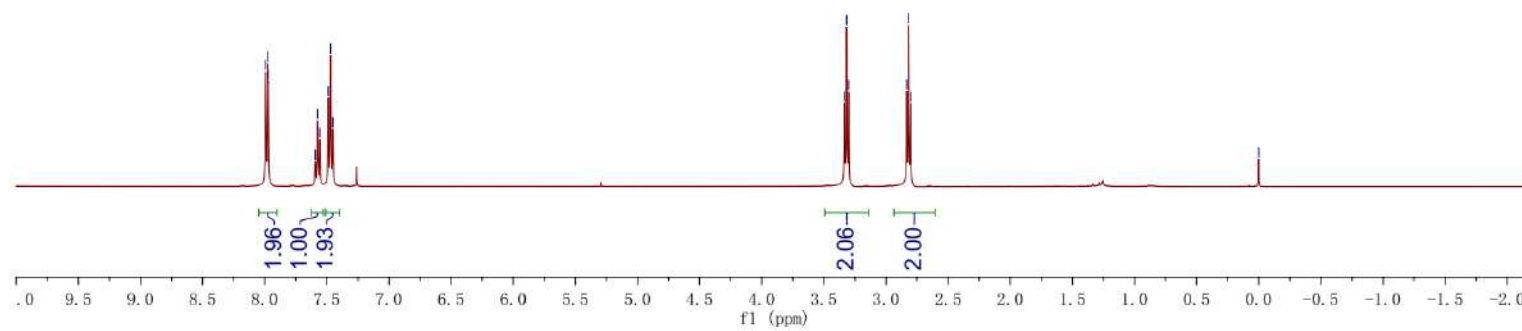


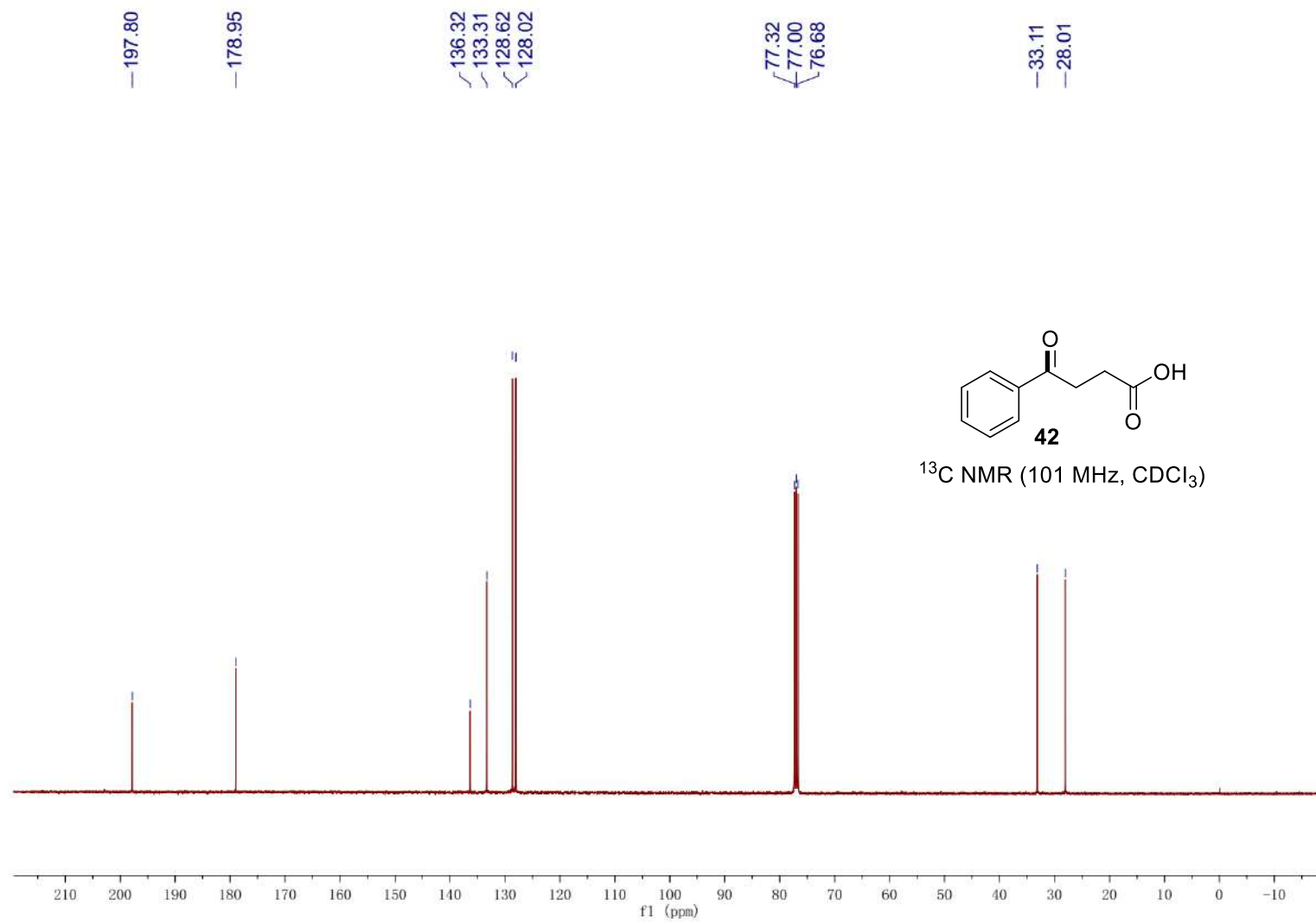


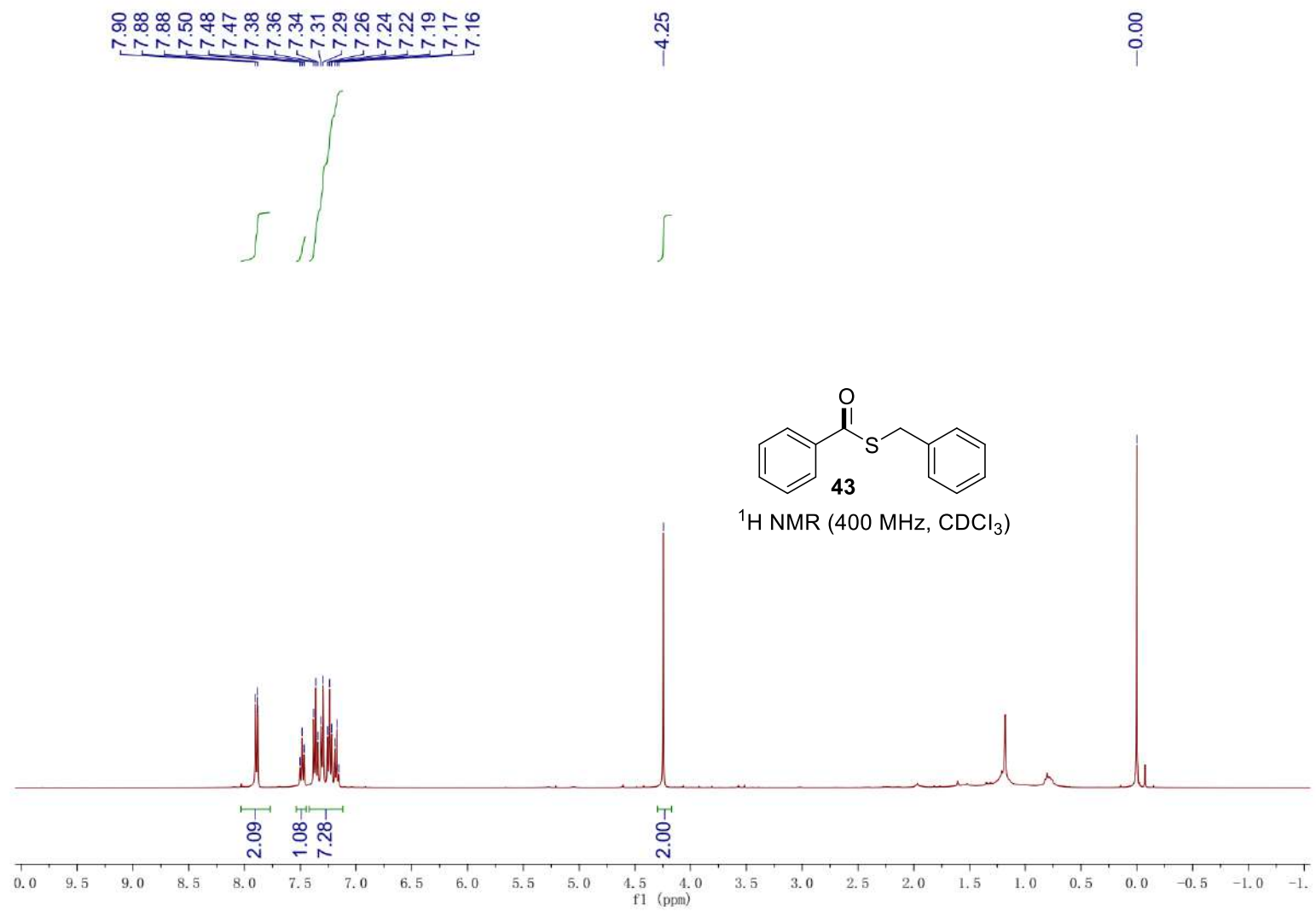


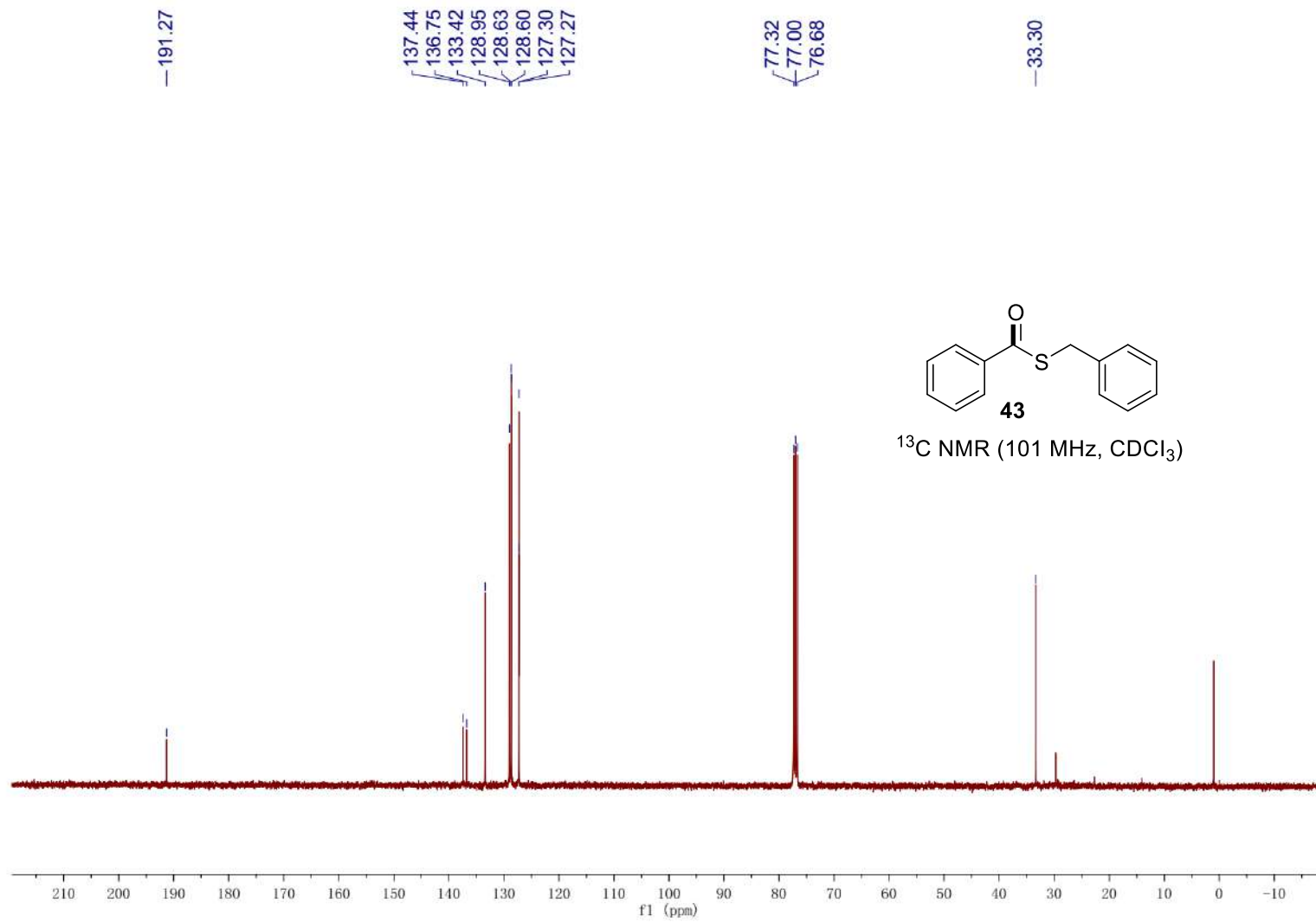


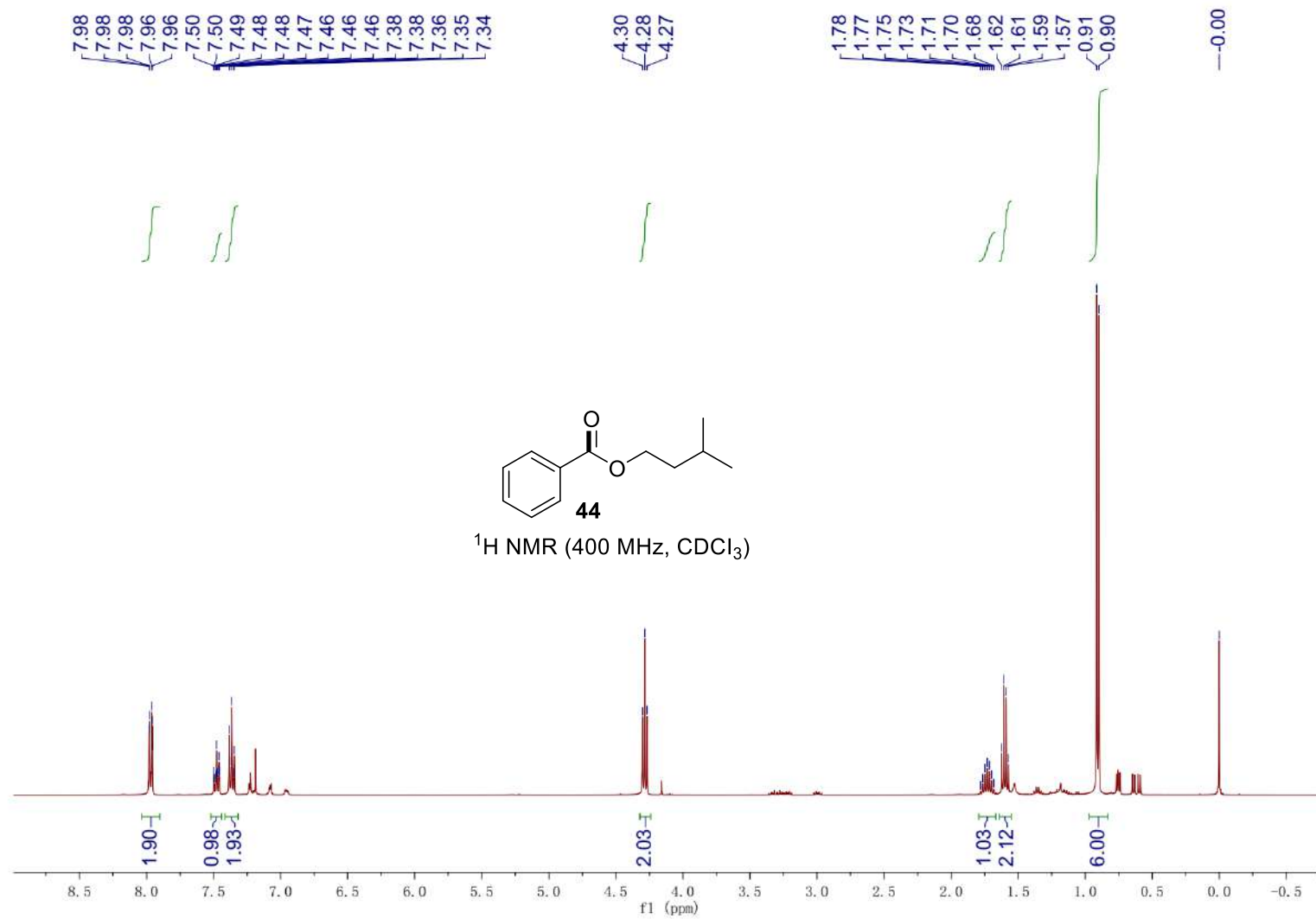
¹H NMR (400 MHz, CDCl₃)

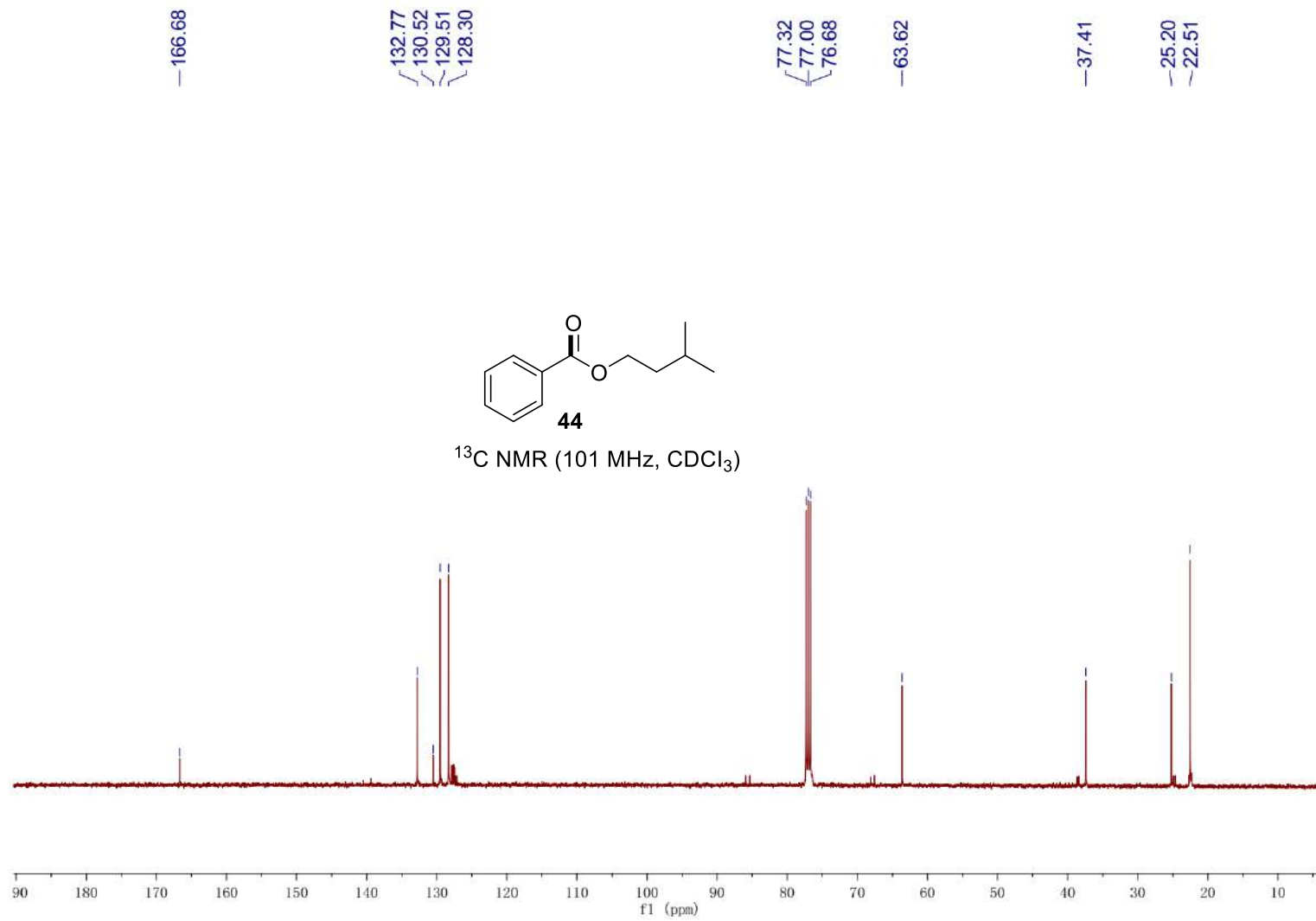


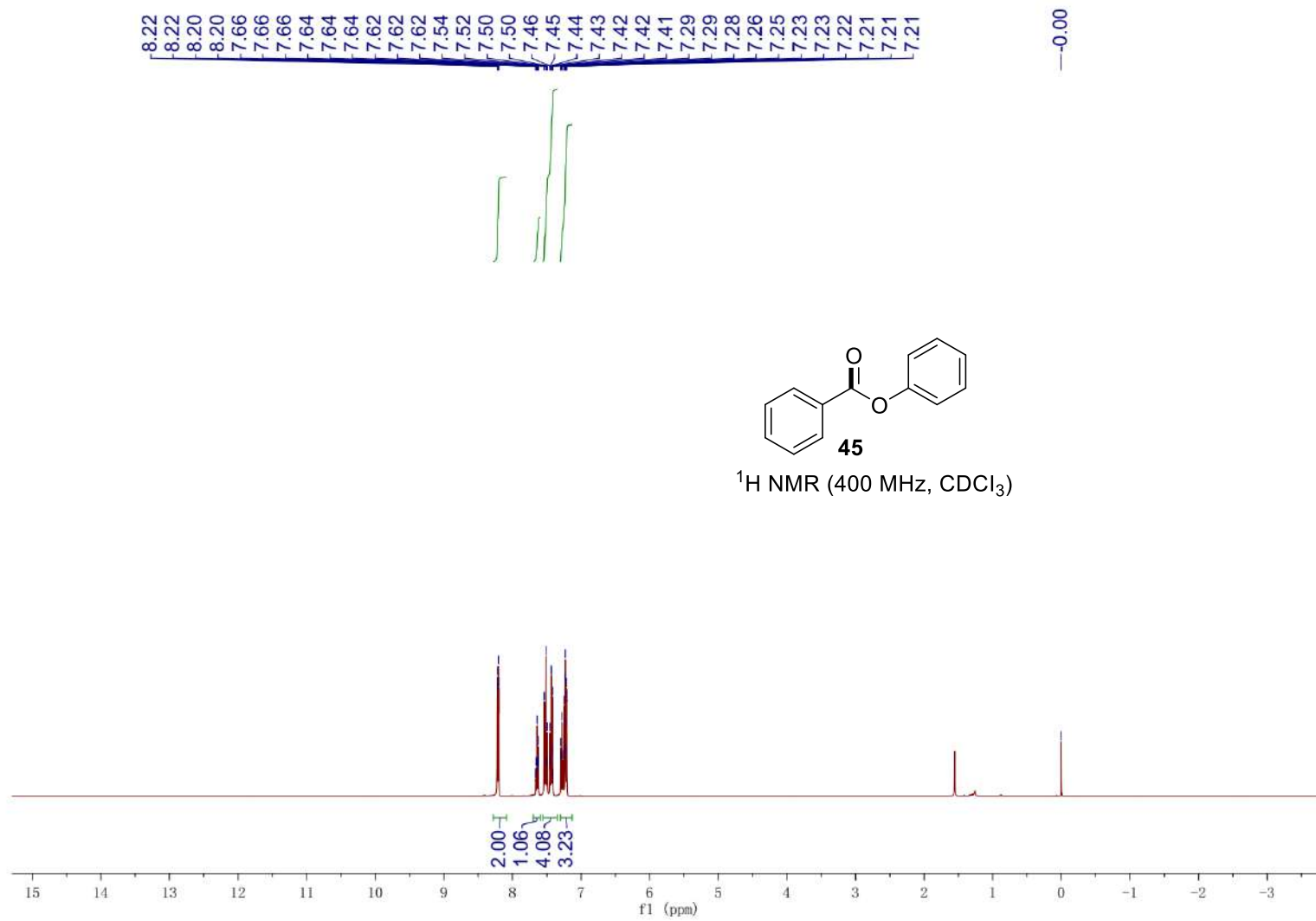


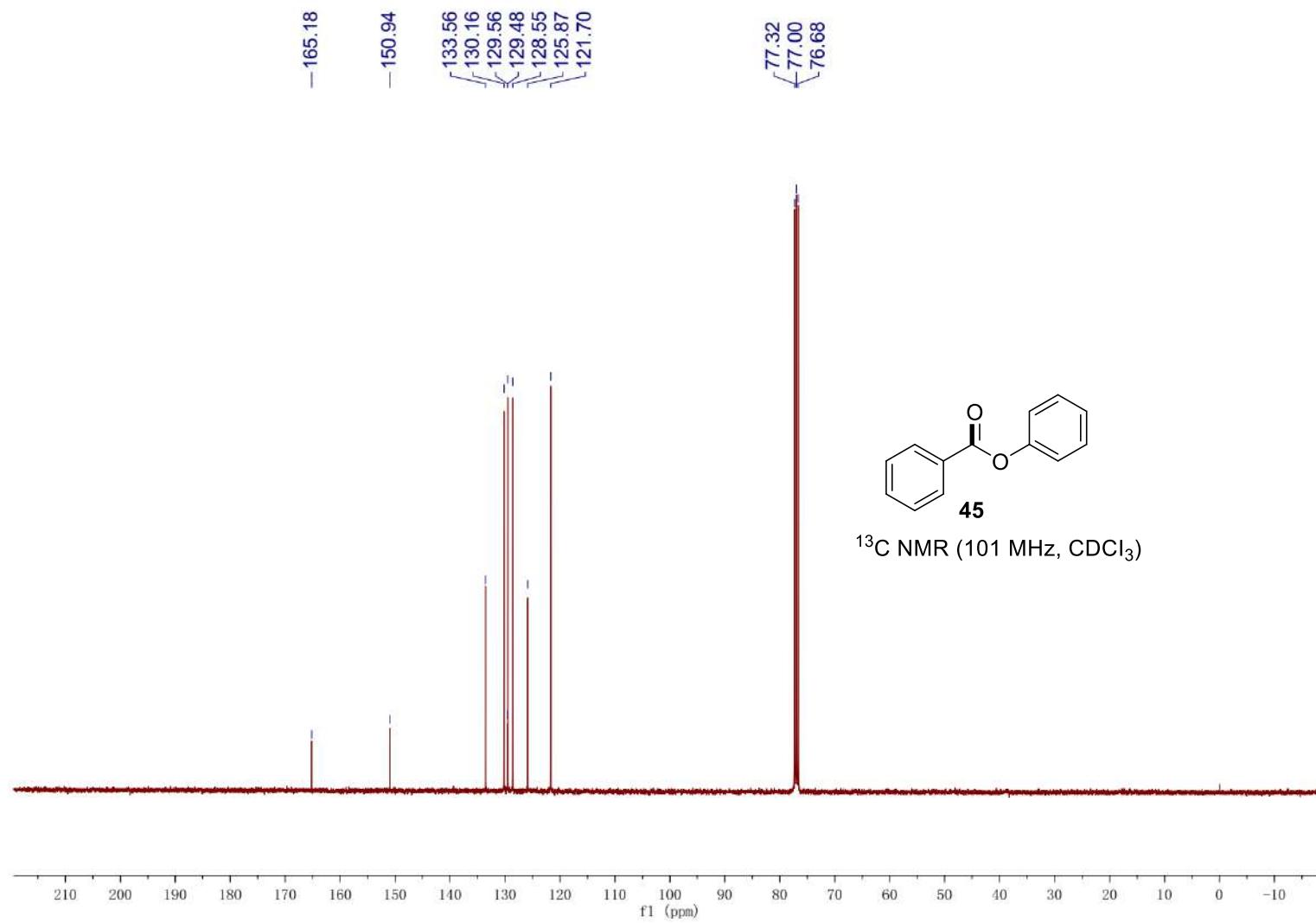


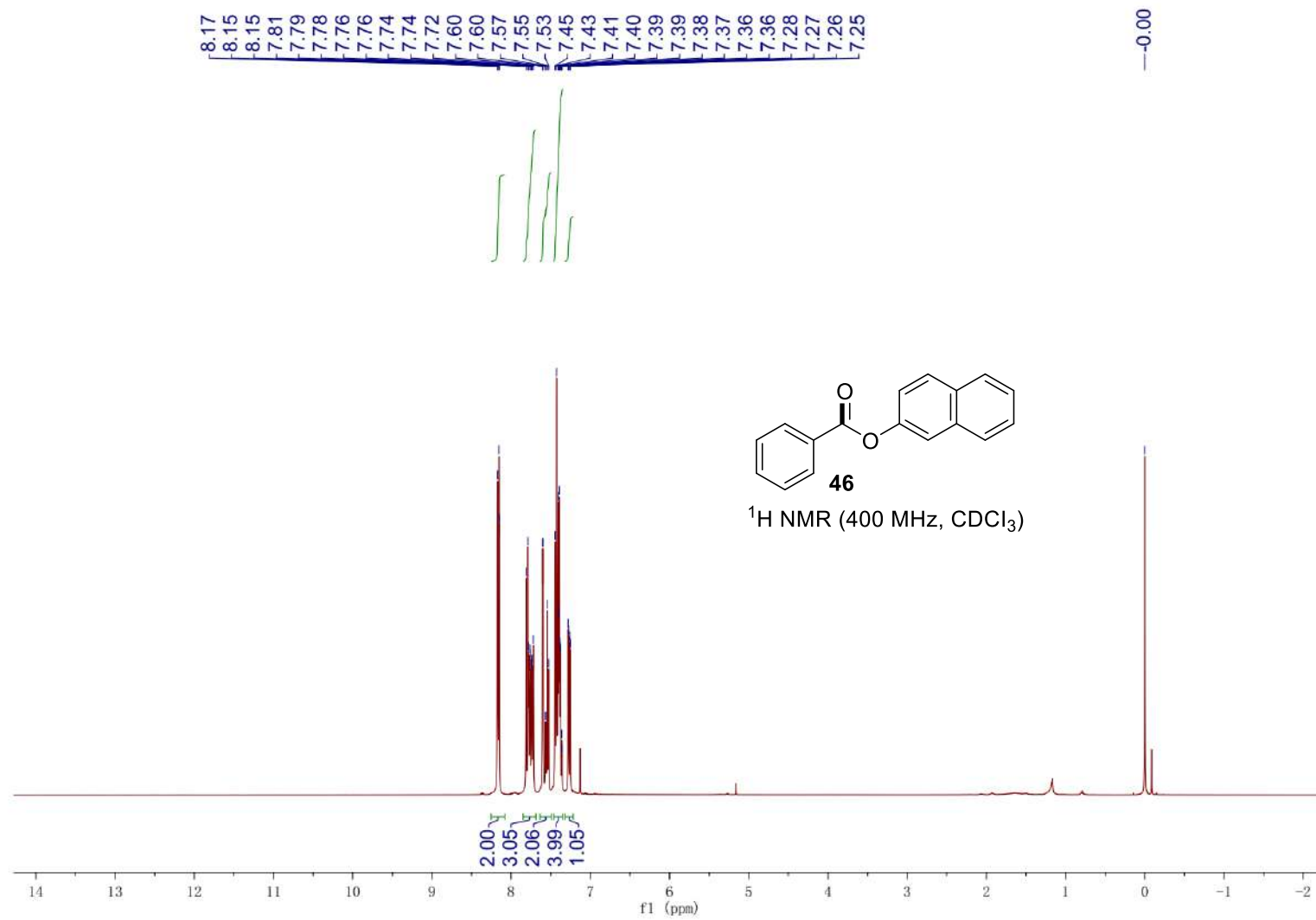


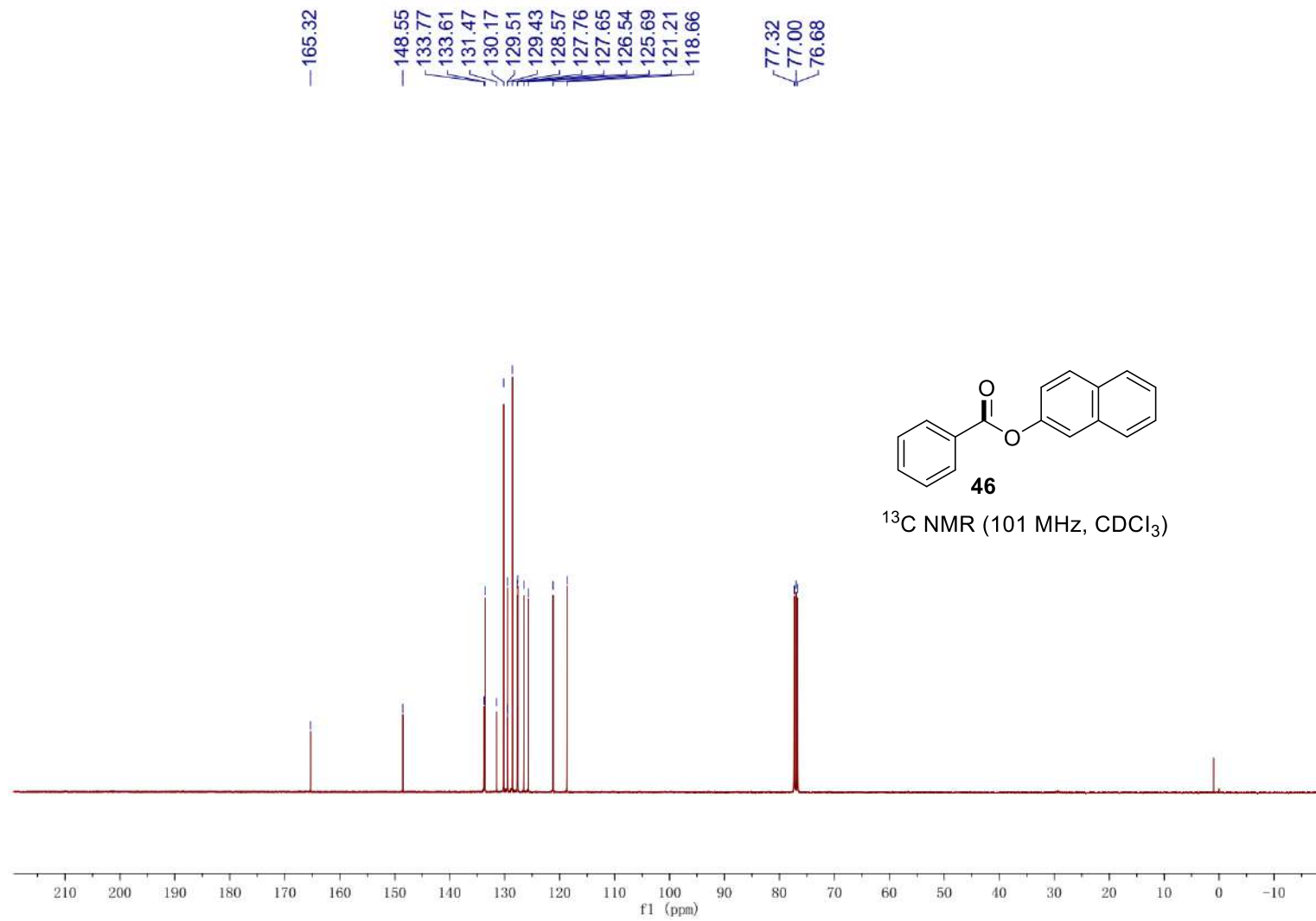


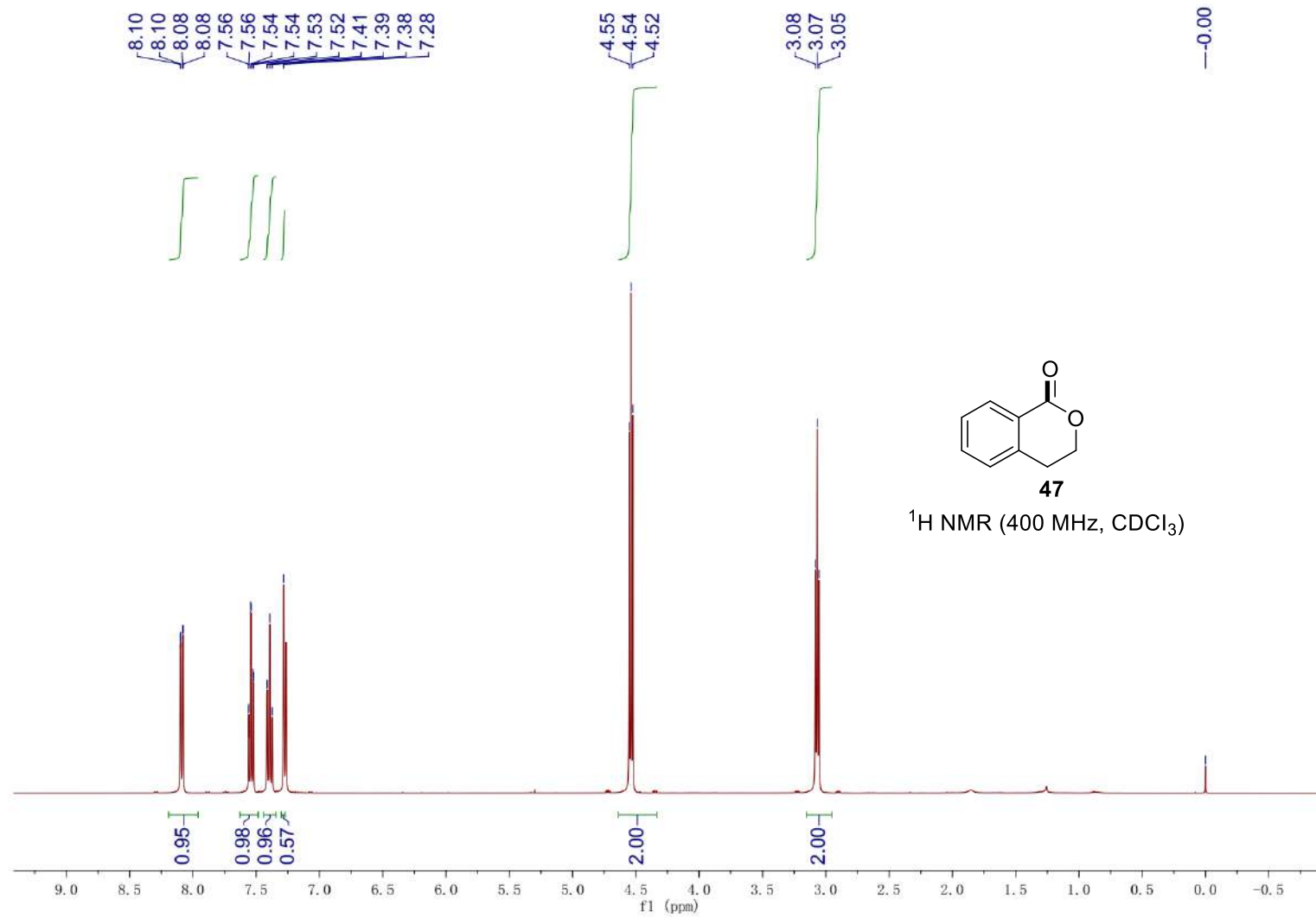


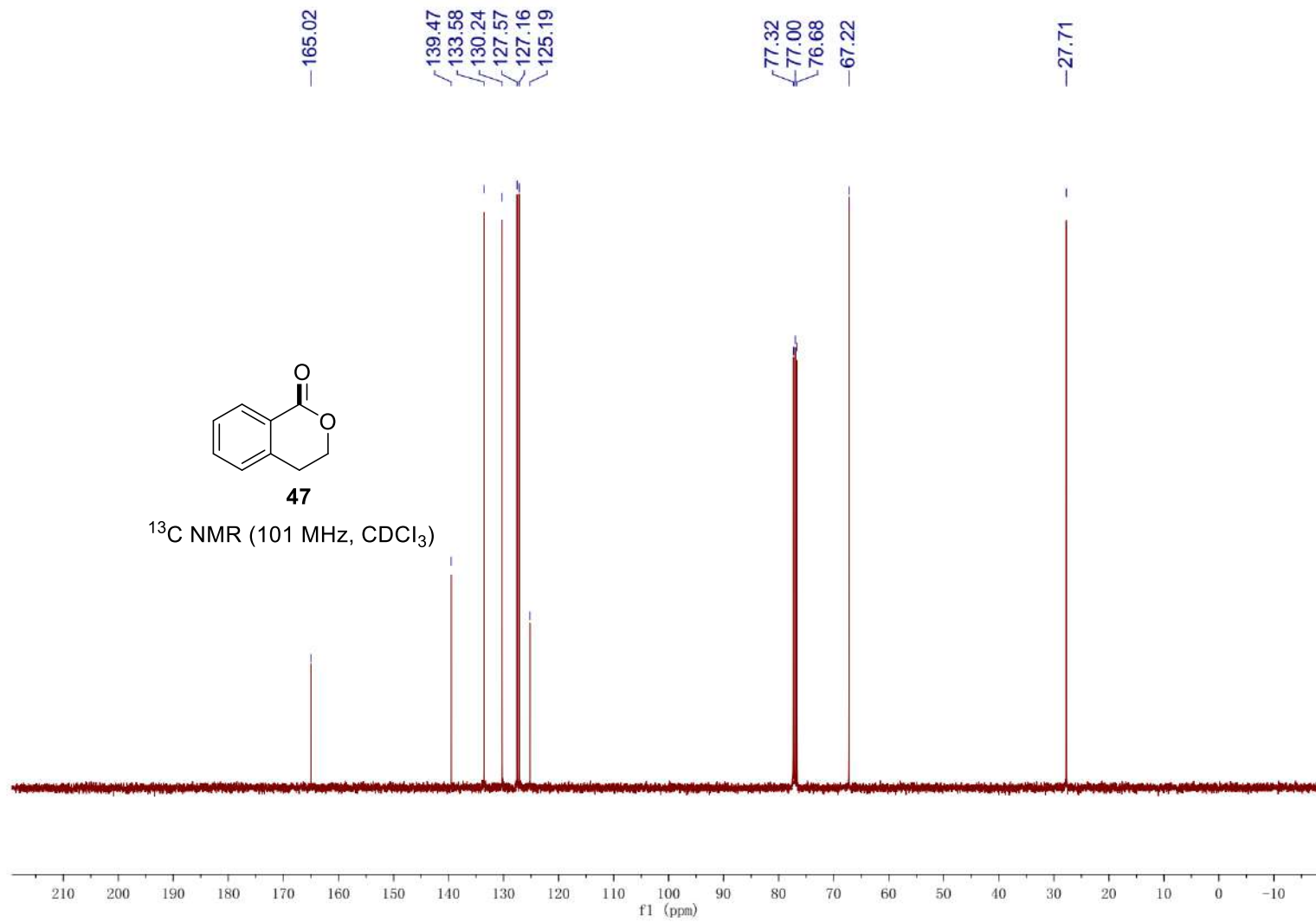


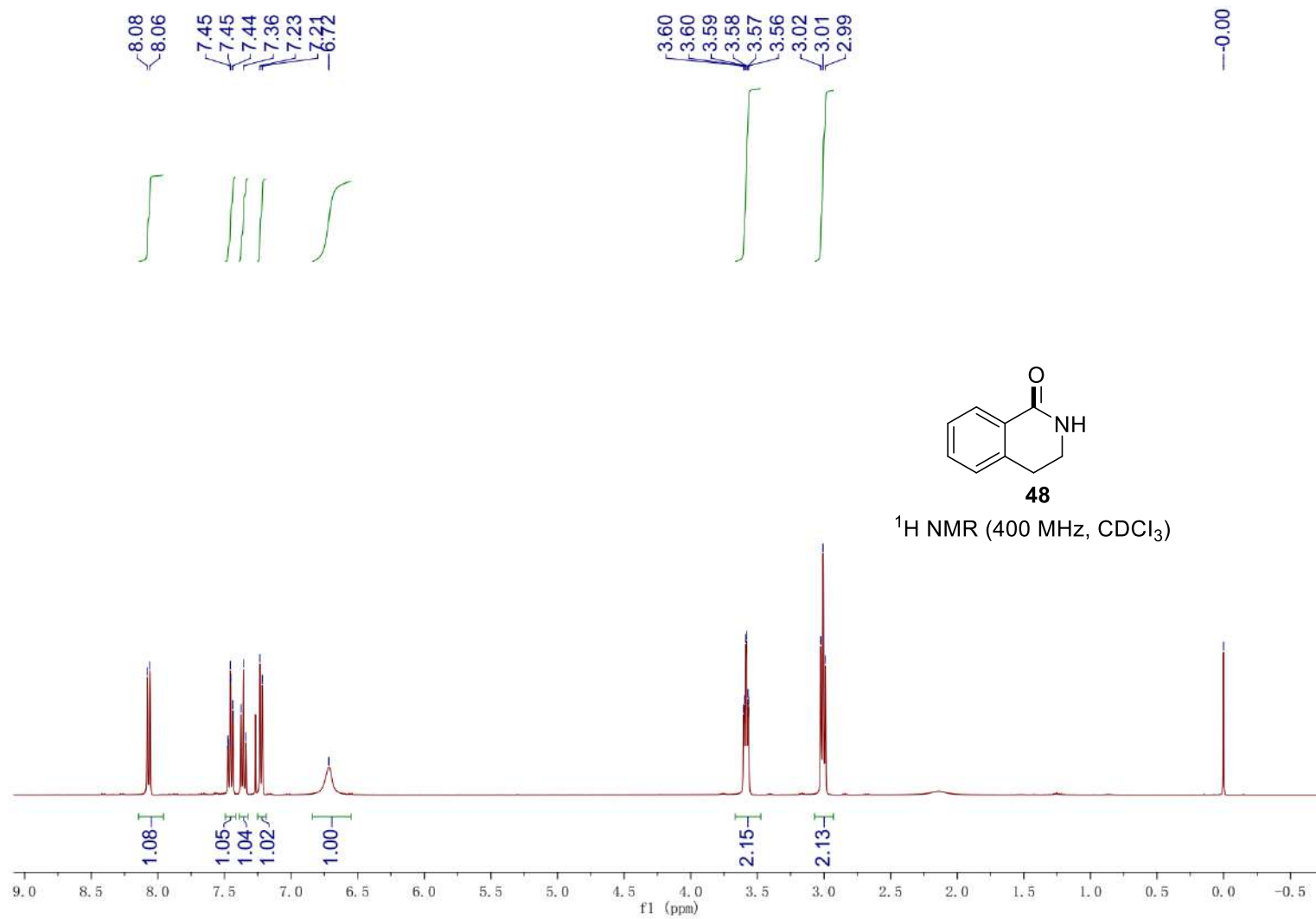


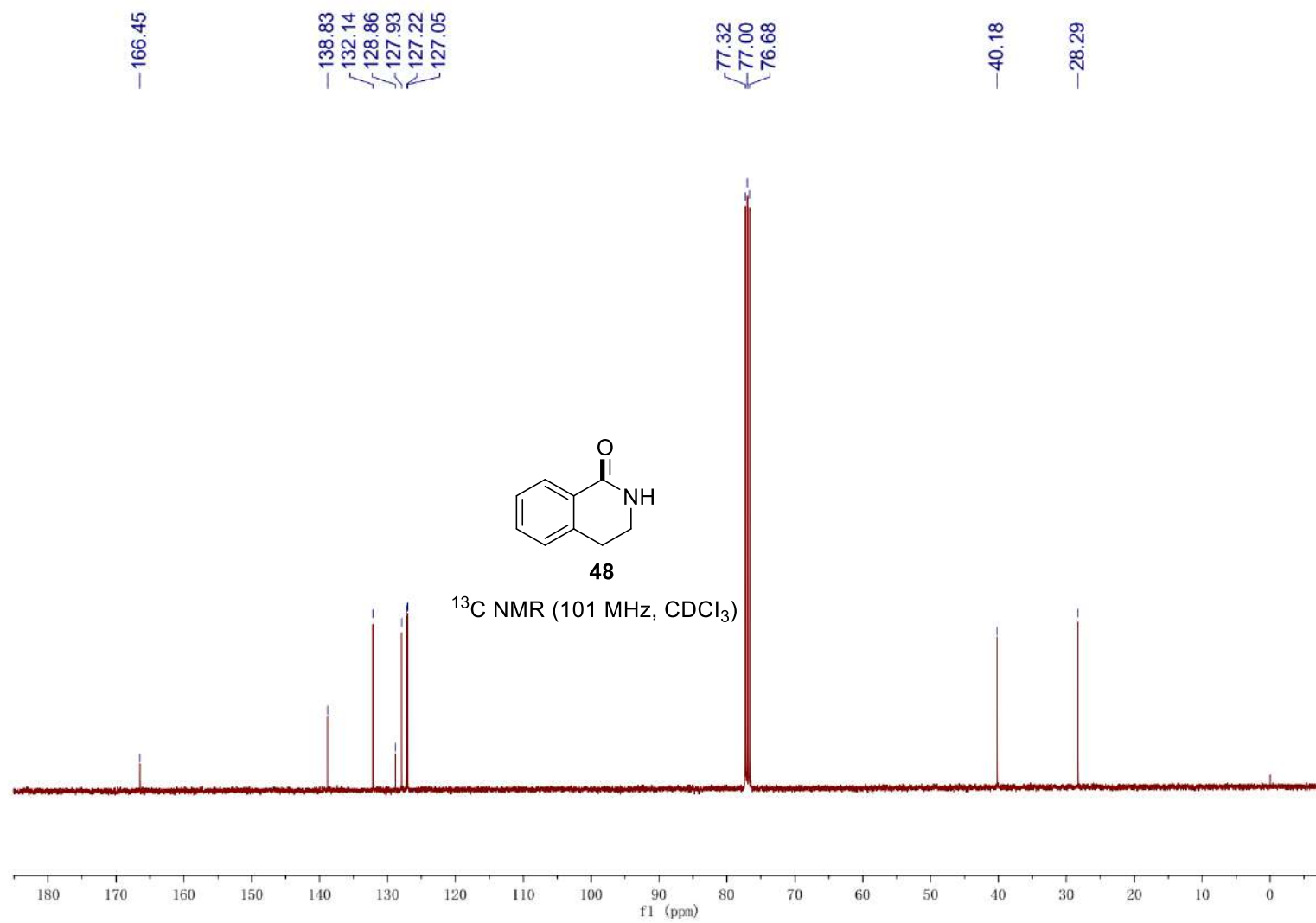


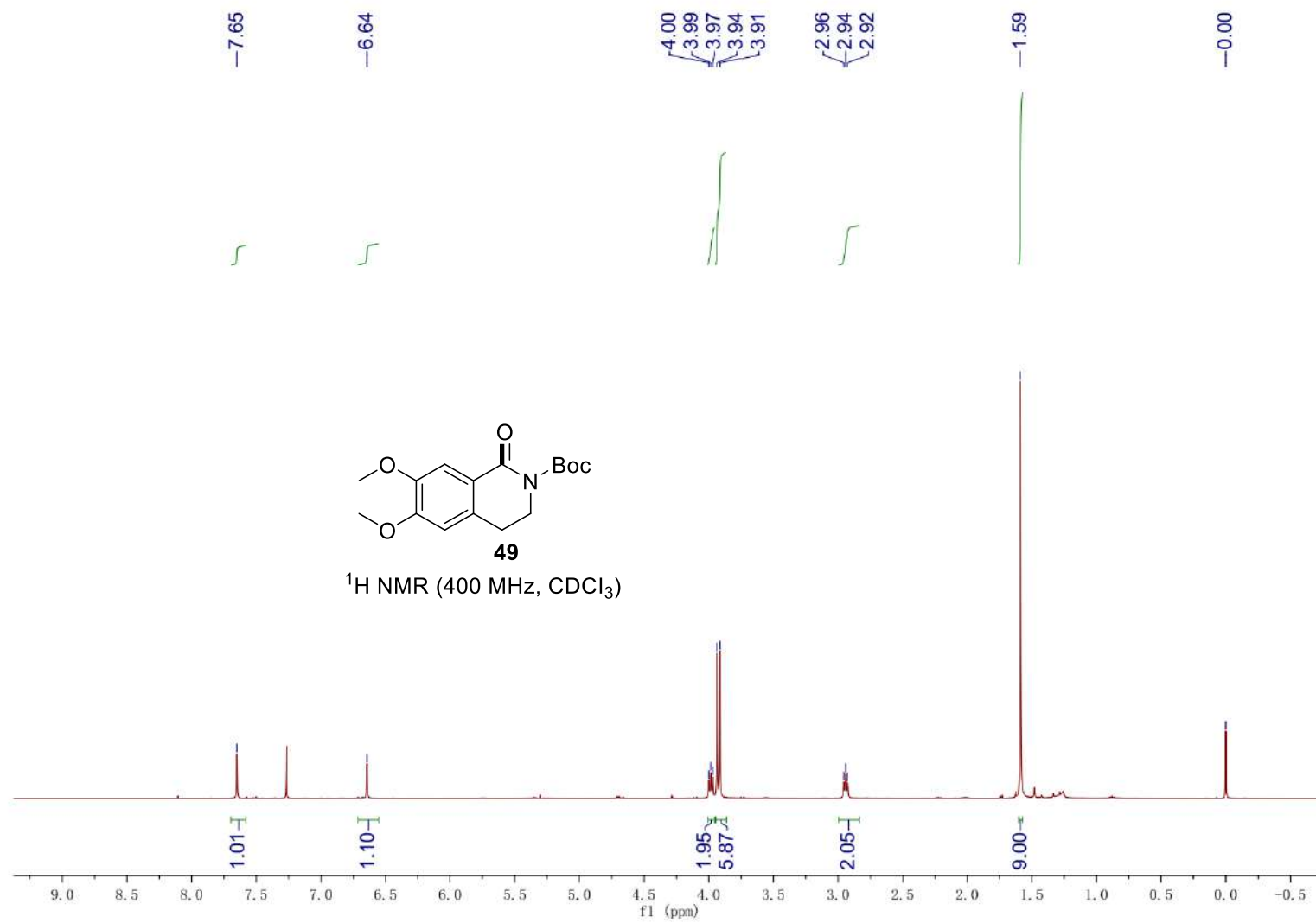


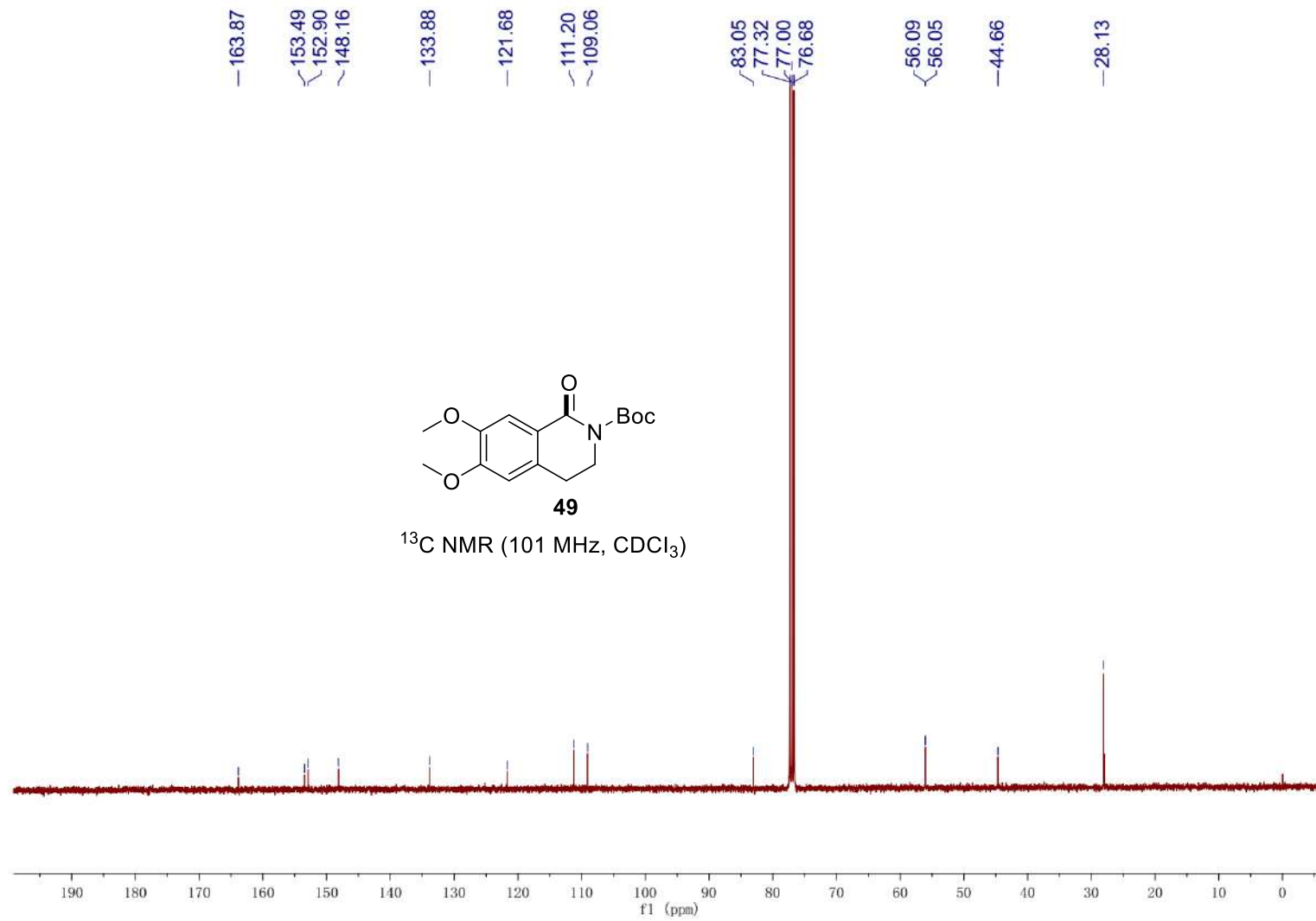


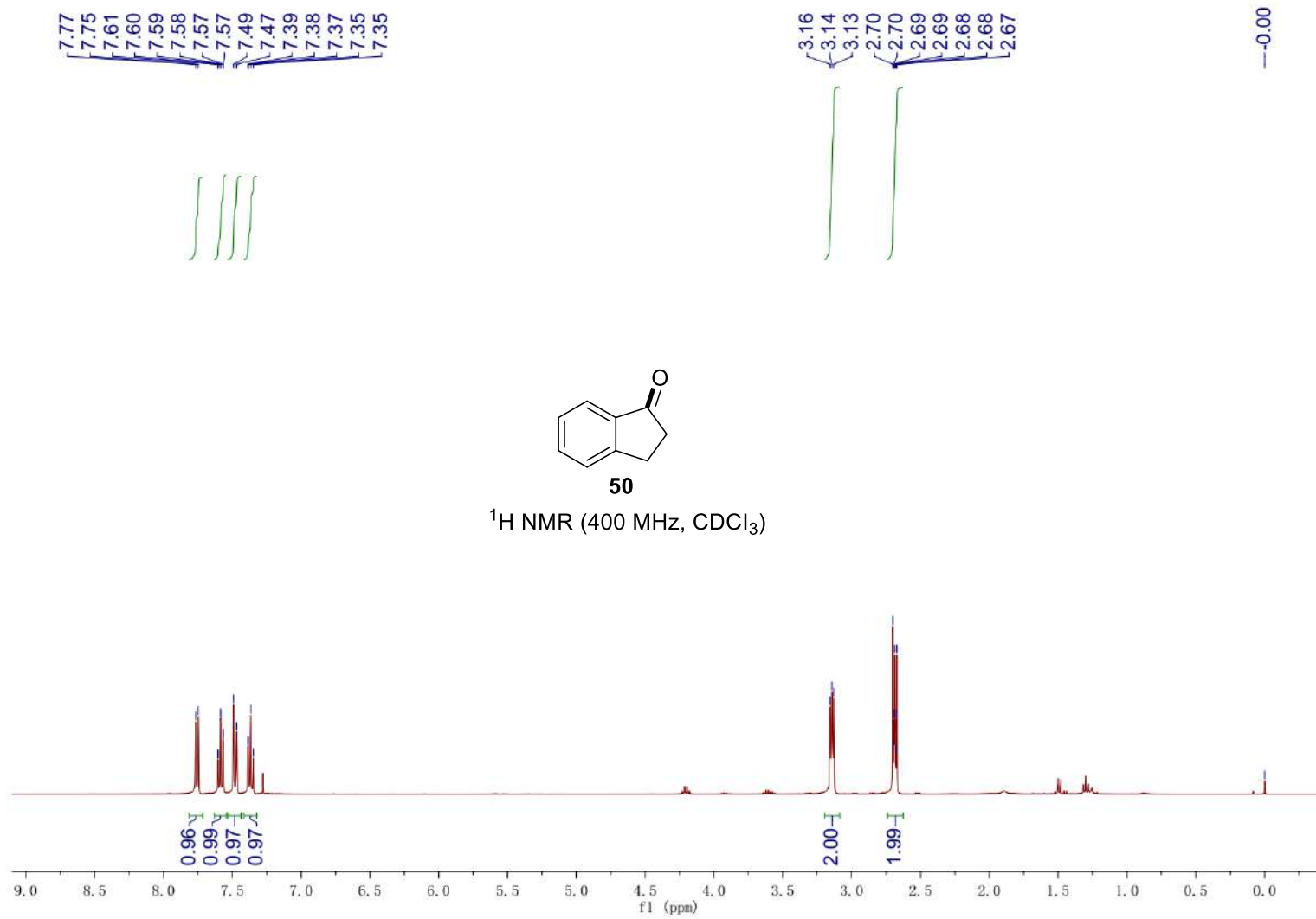


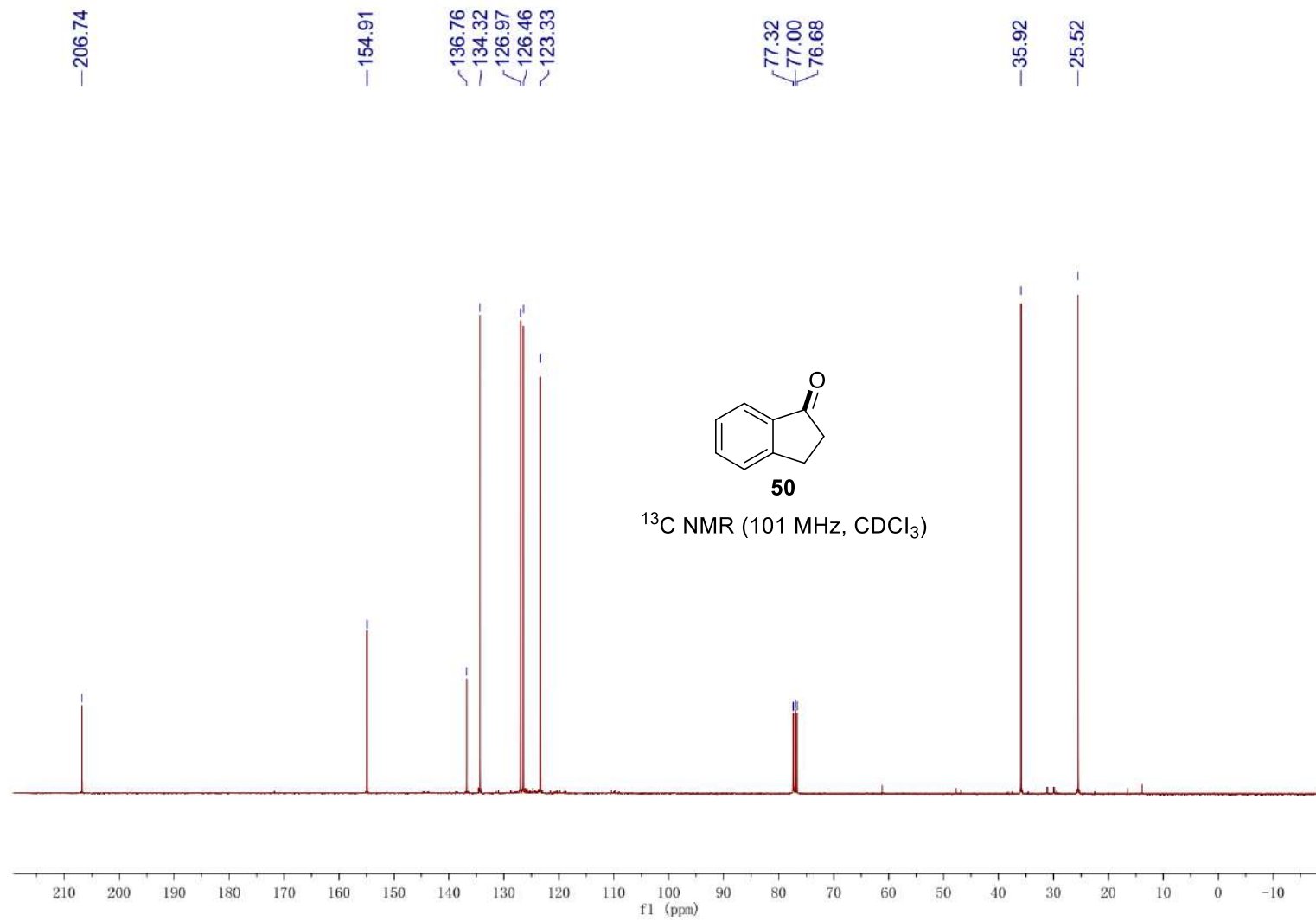


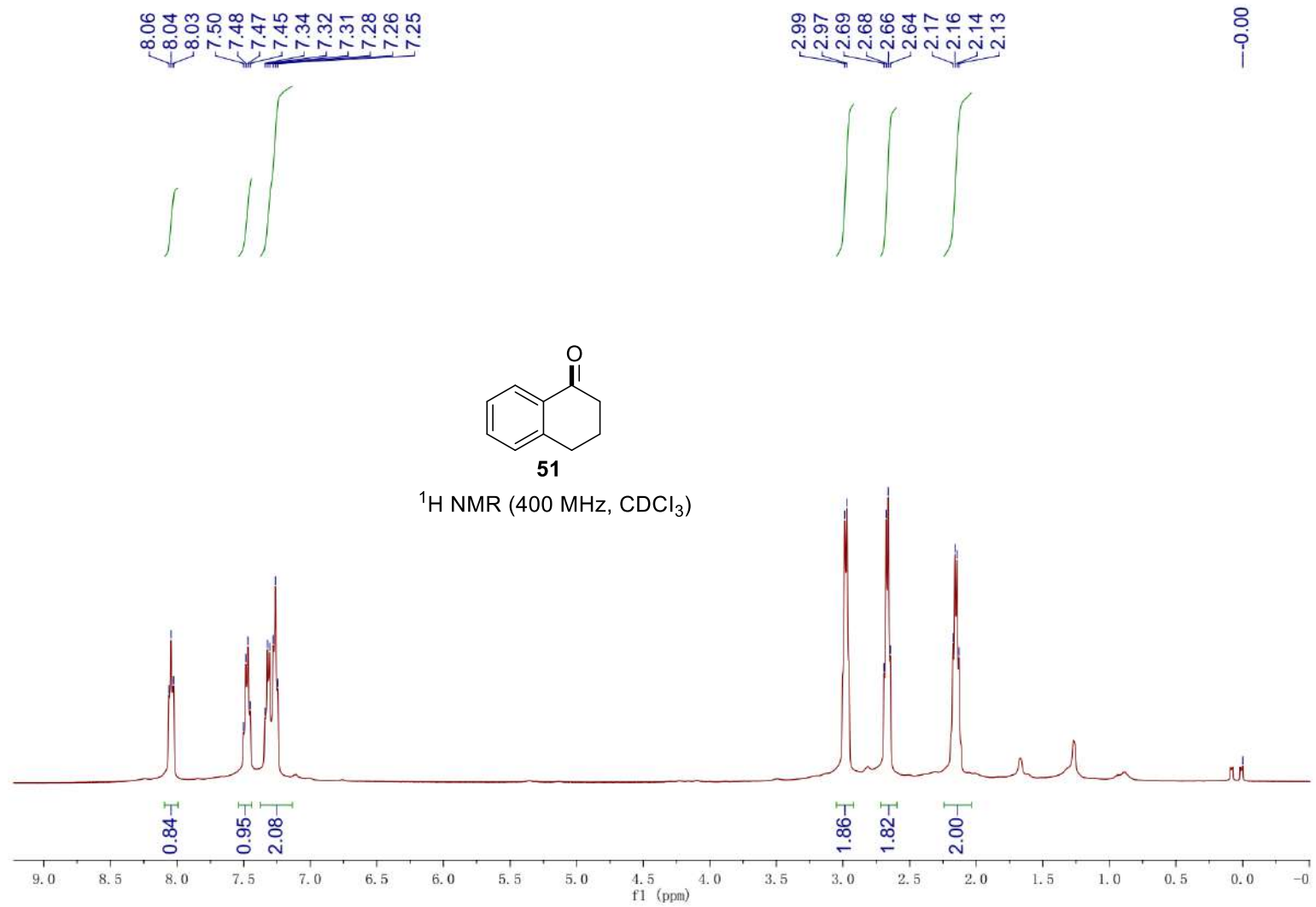


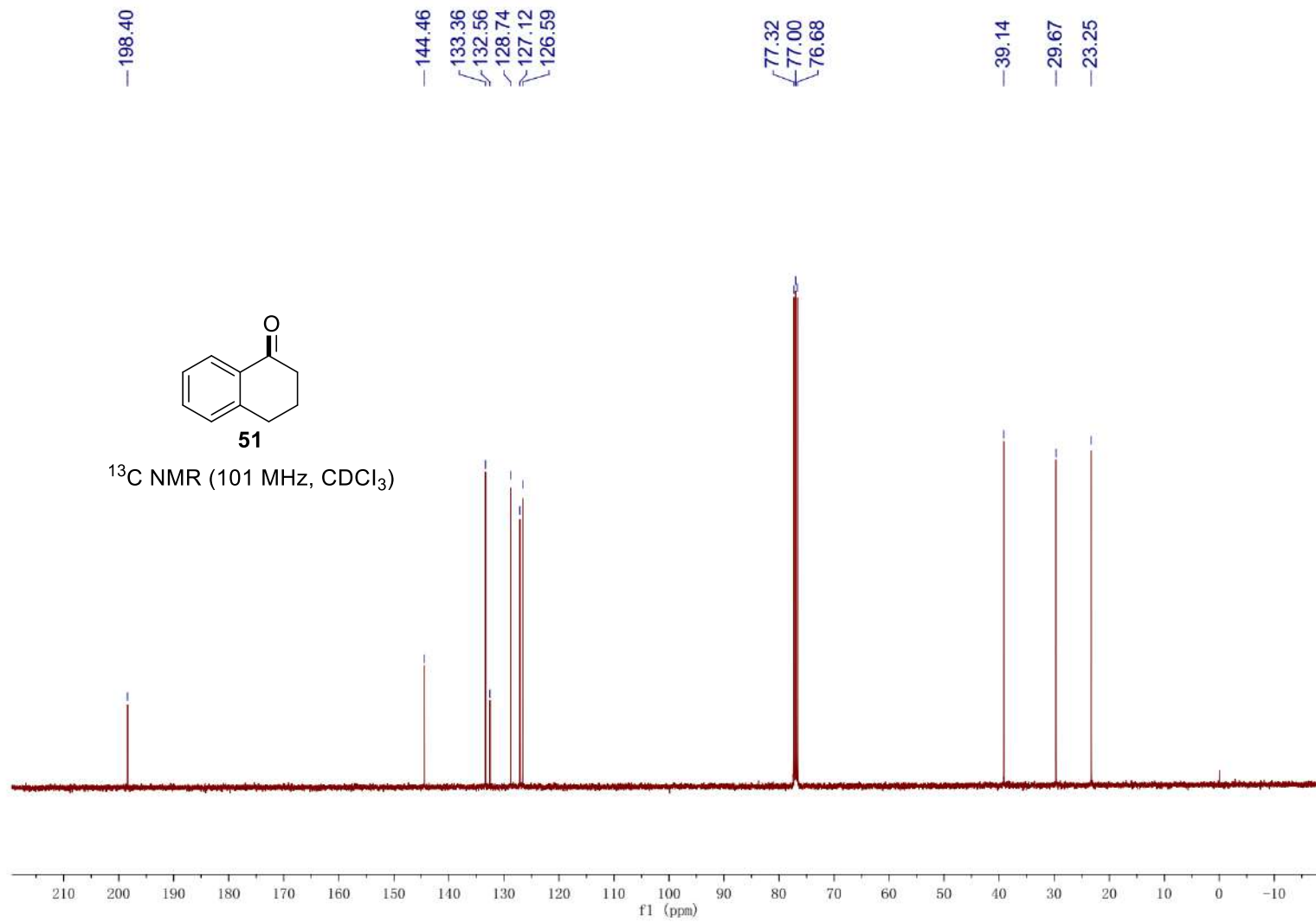


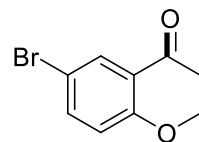
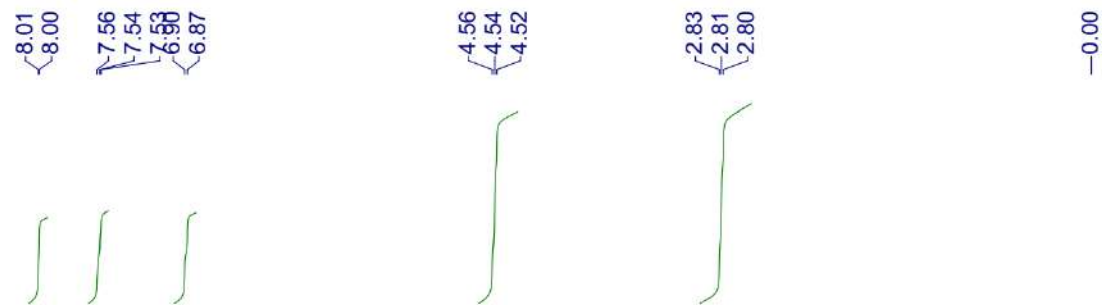






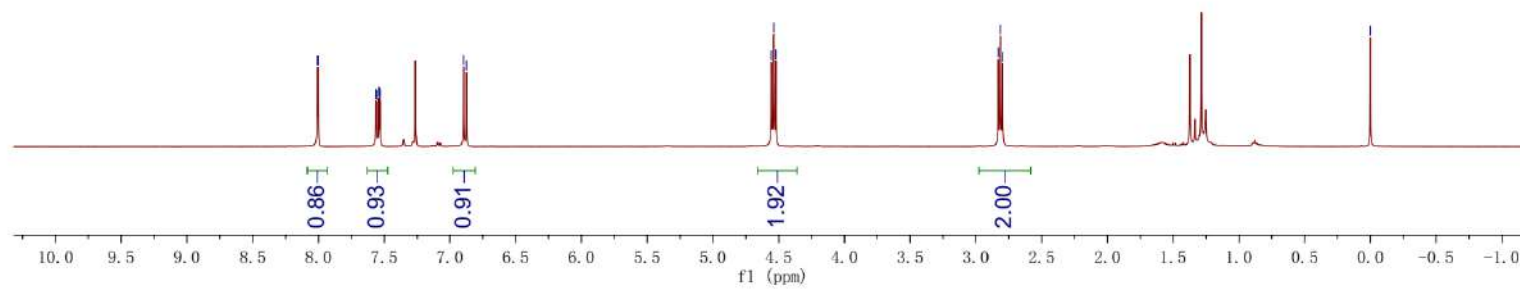


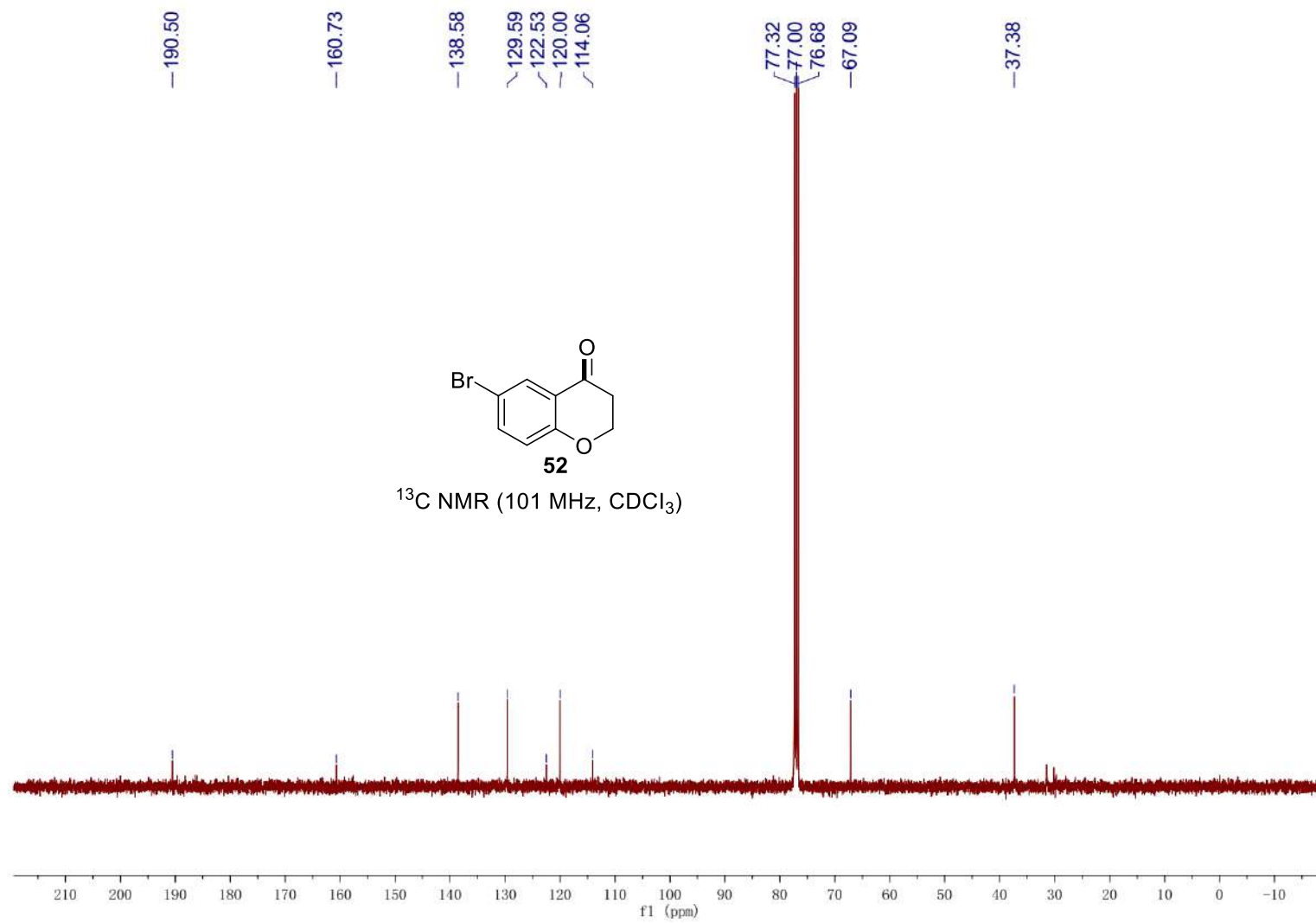


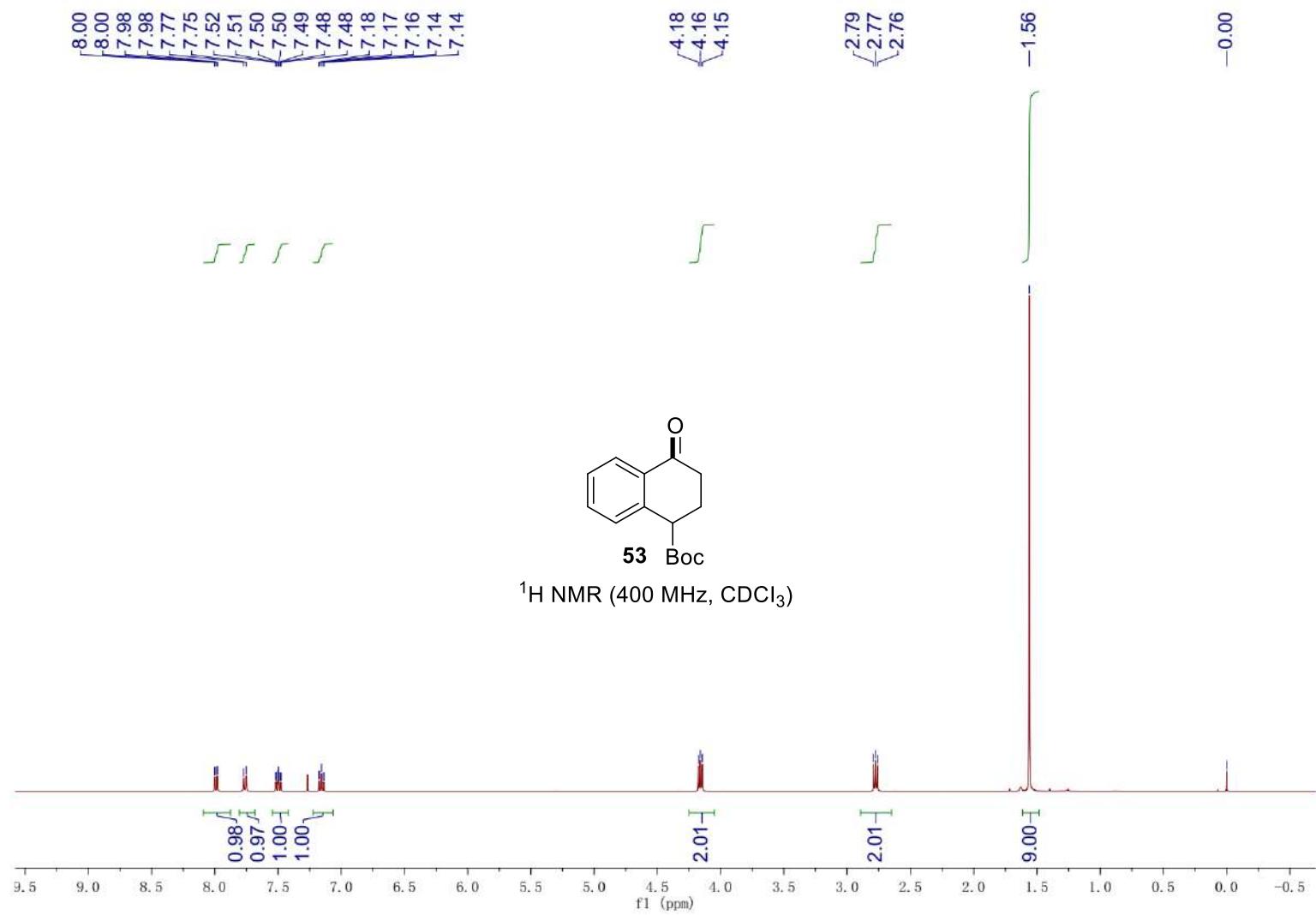


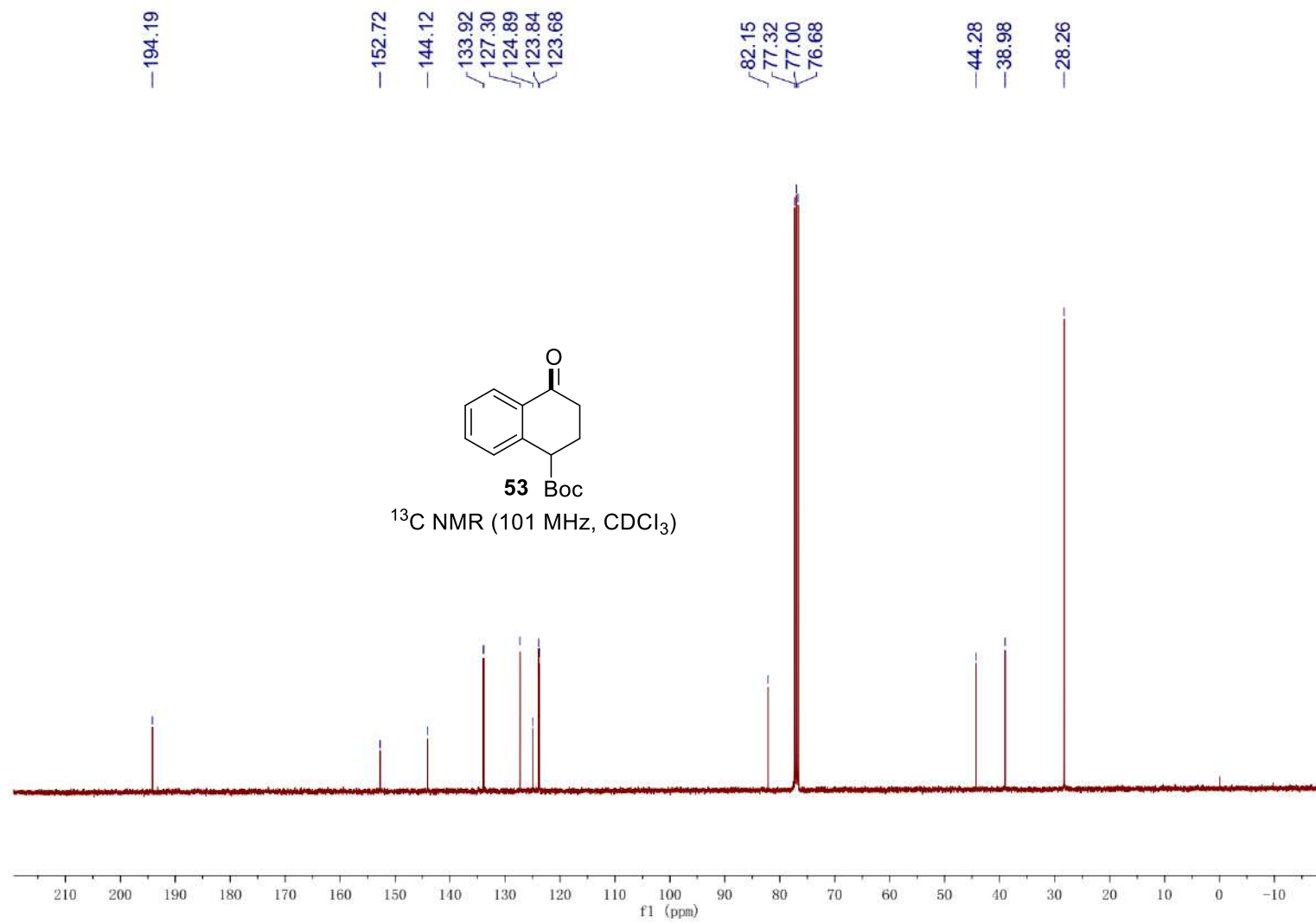
52

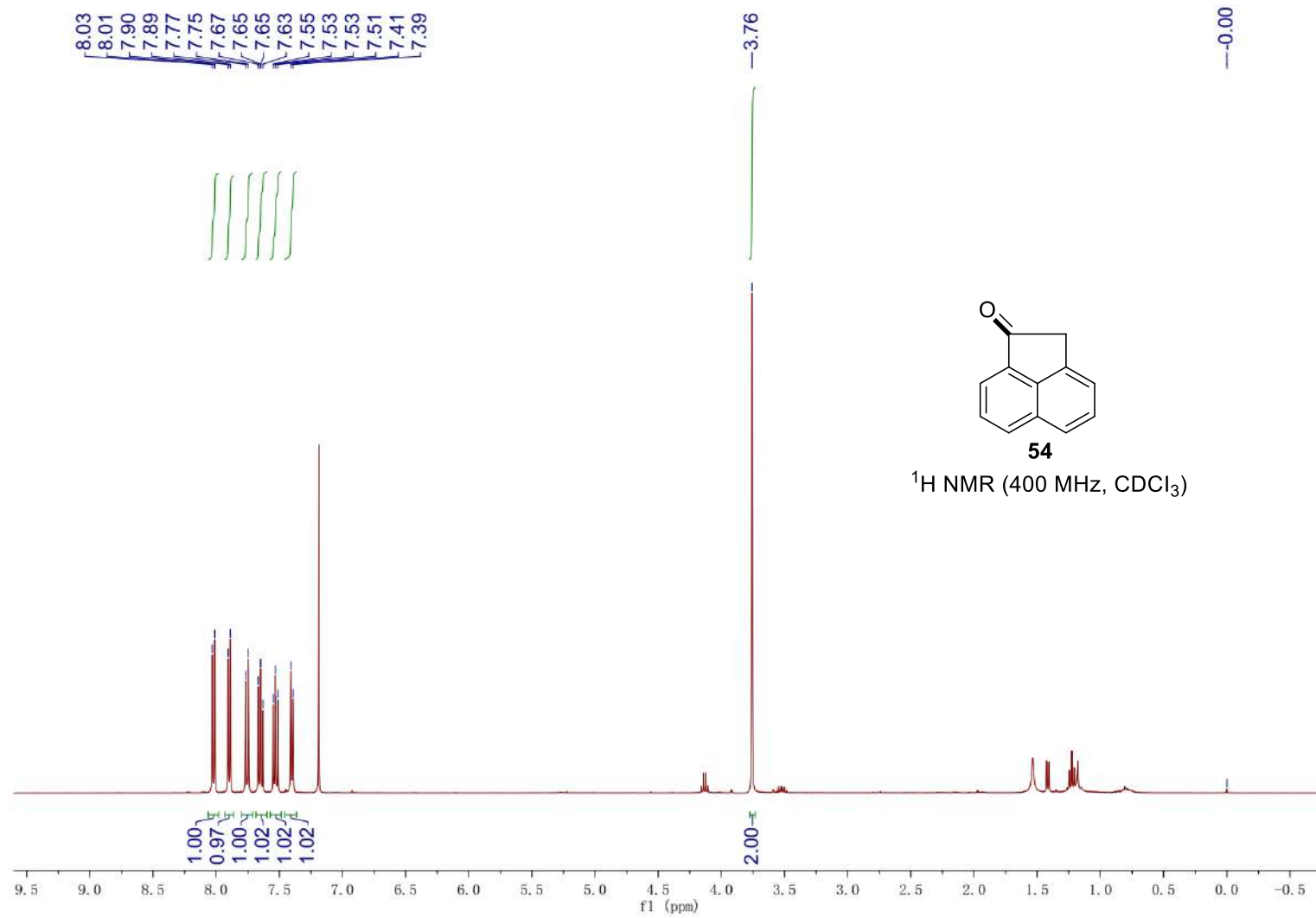
¹H NMR (400 MHz, CDCl₃)

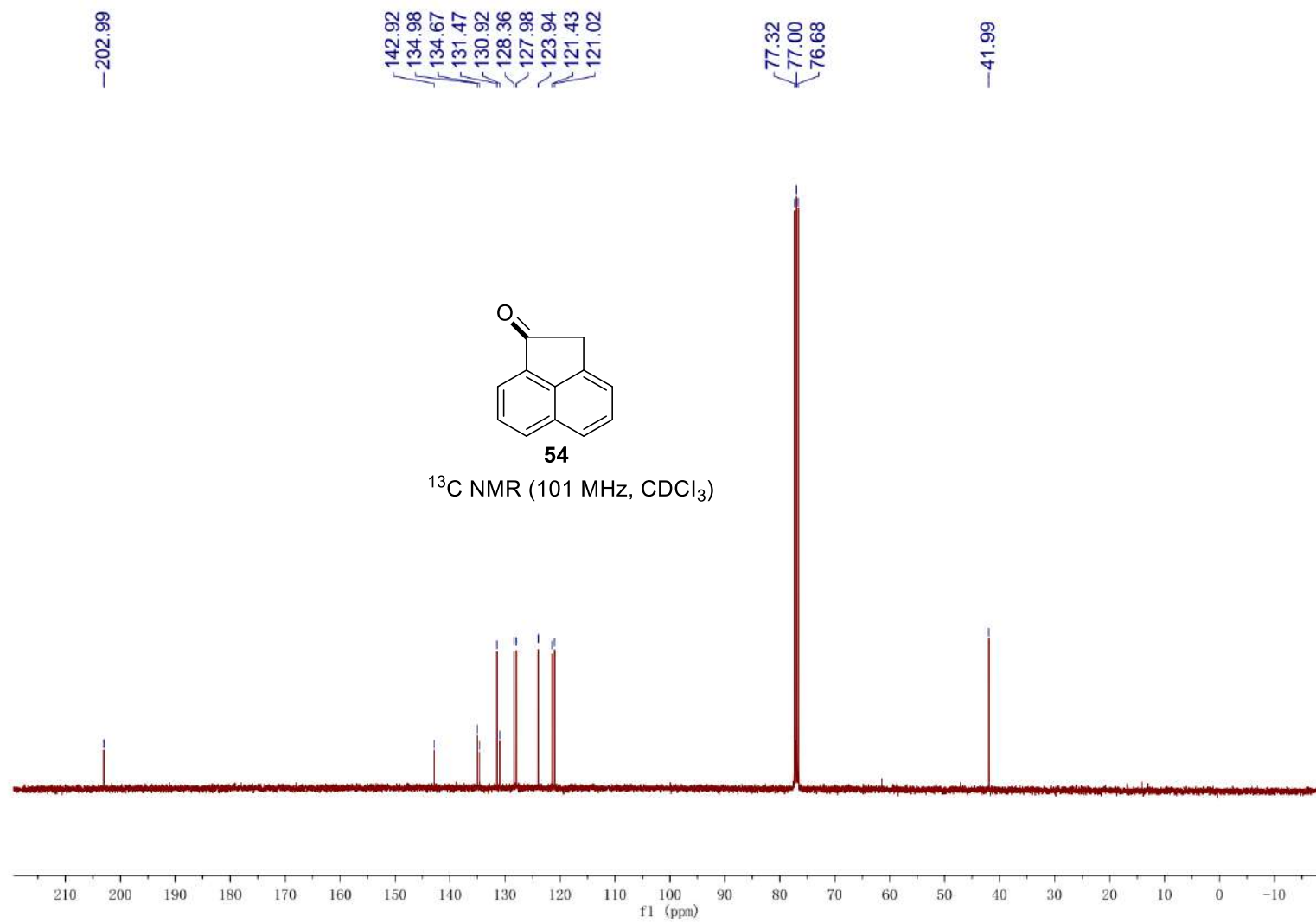


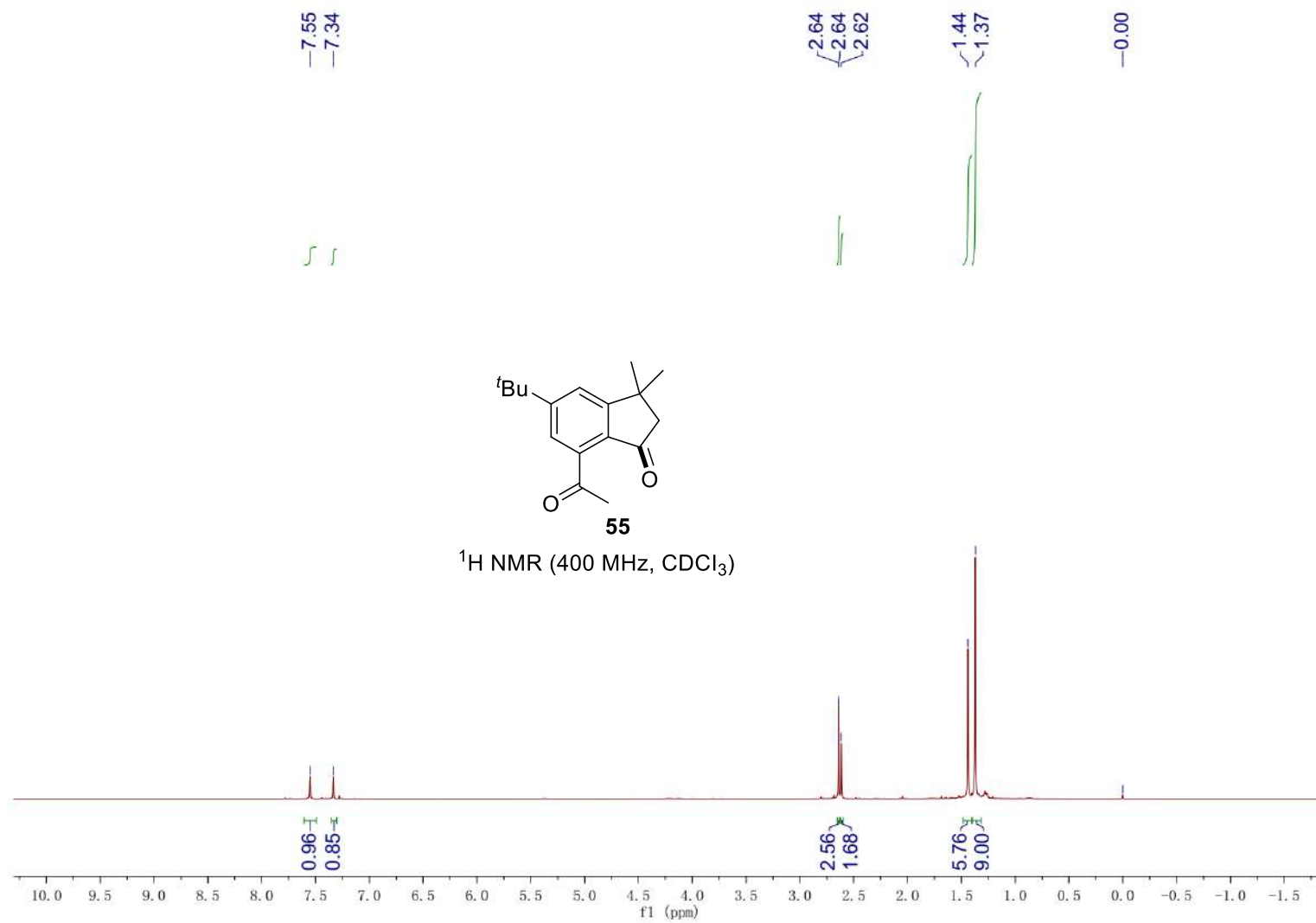


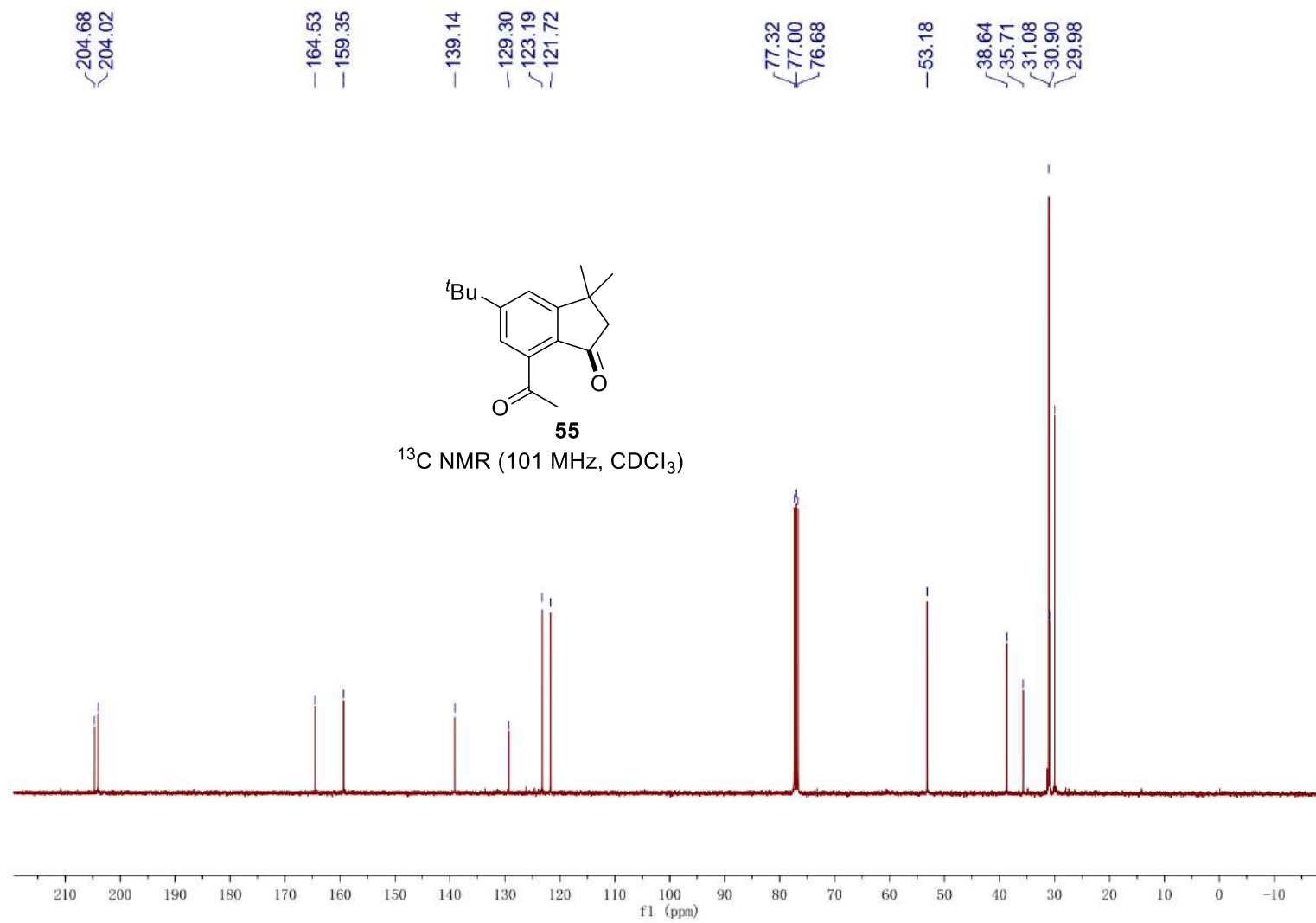


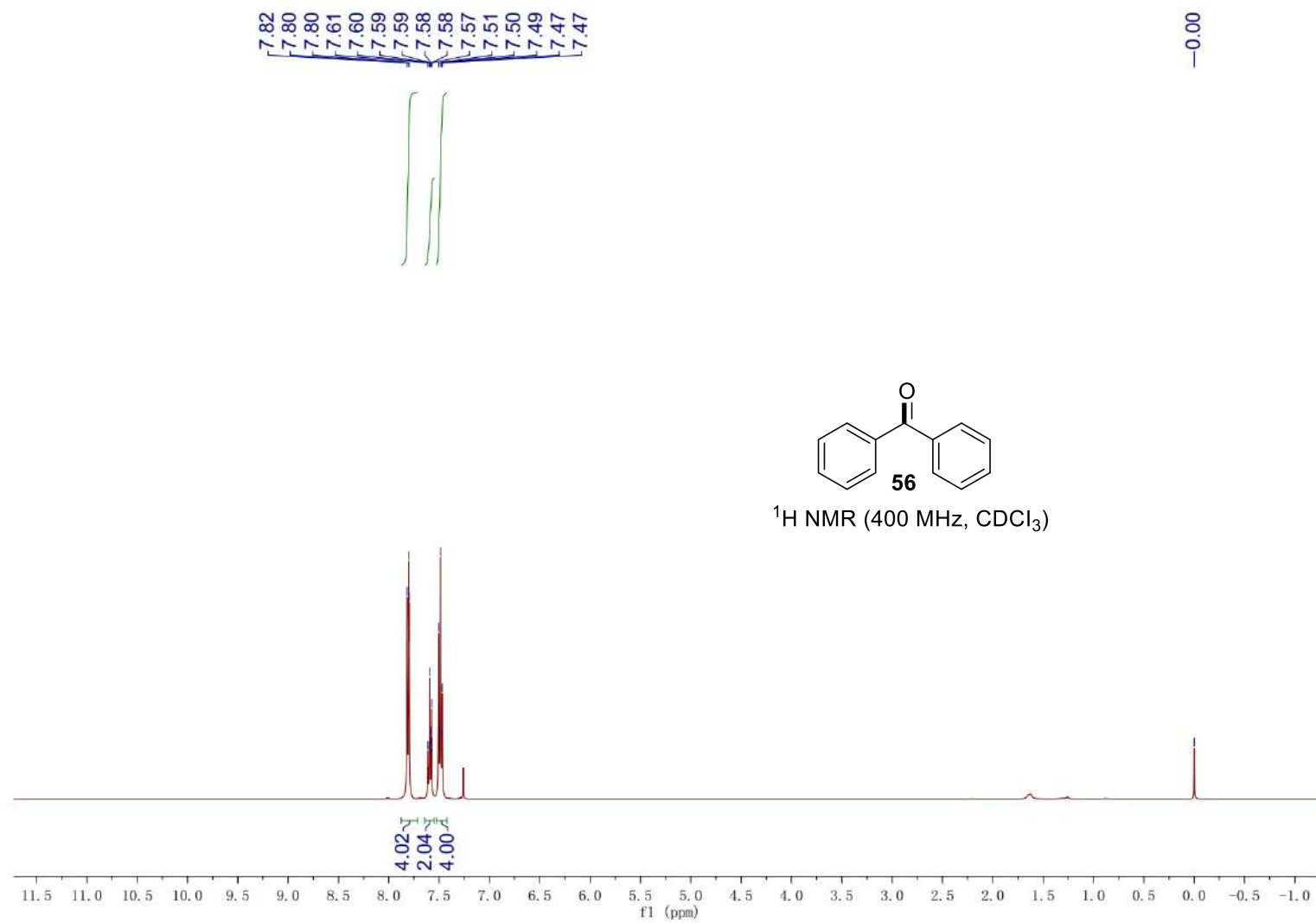


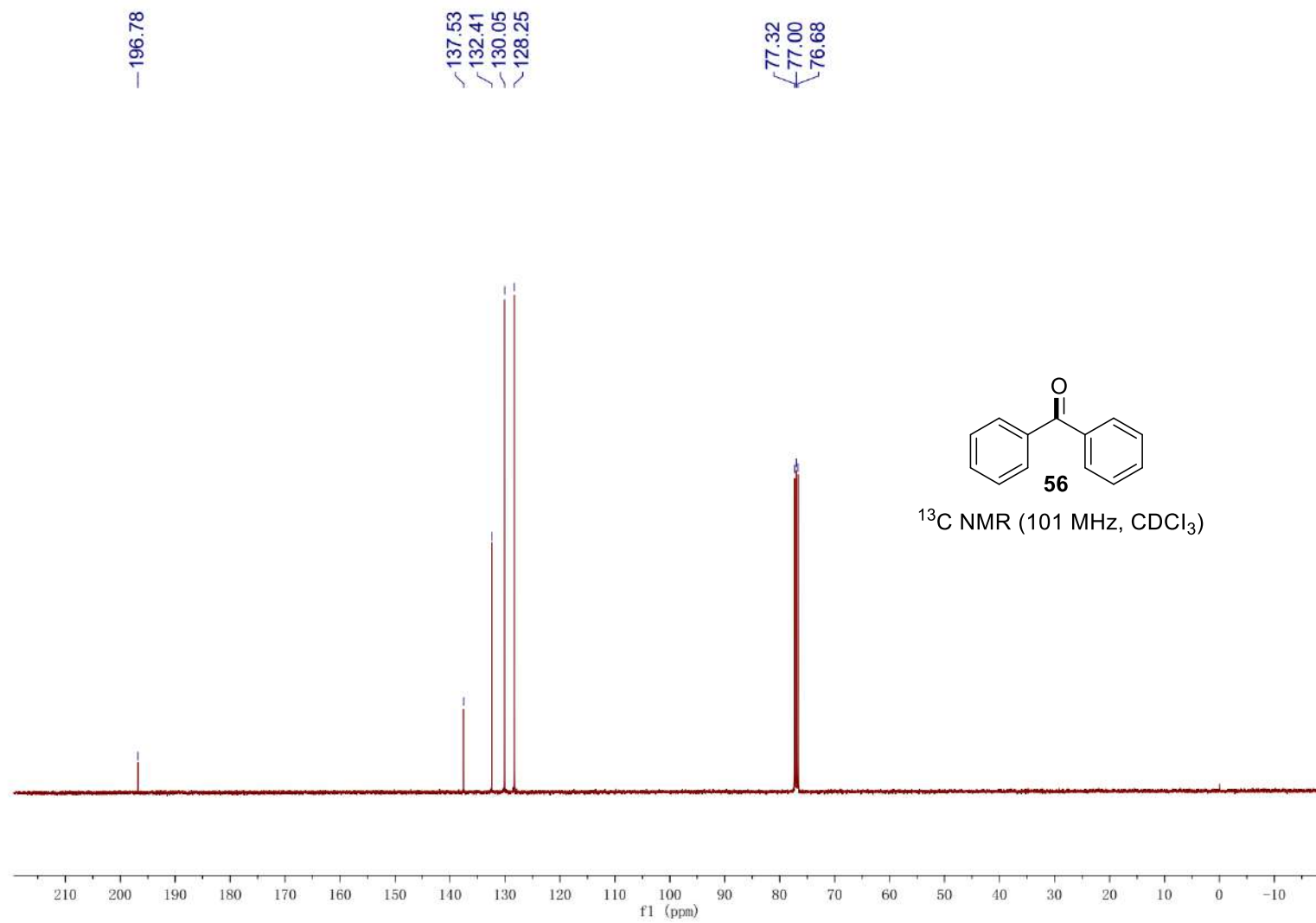


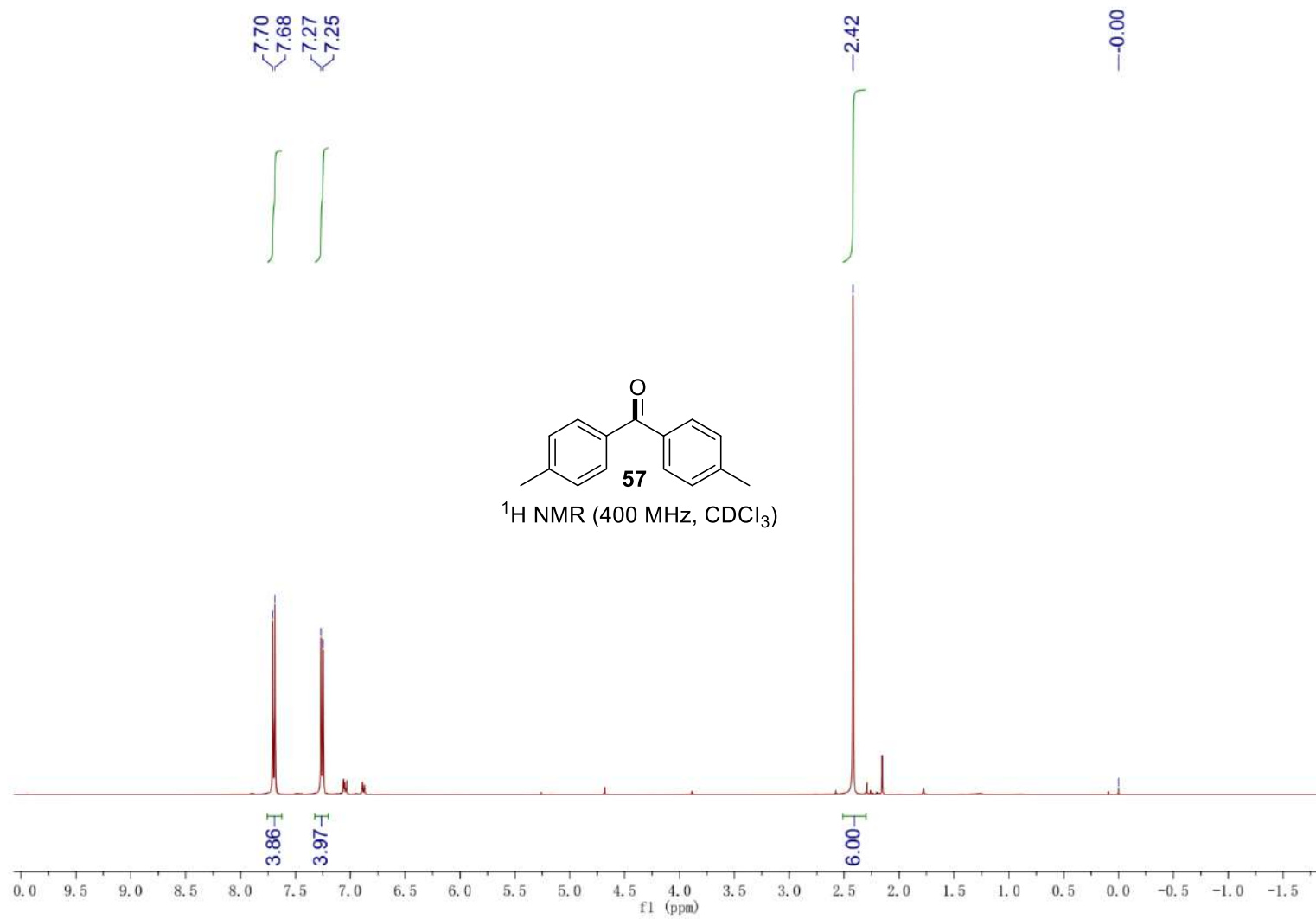


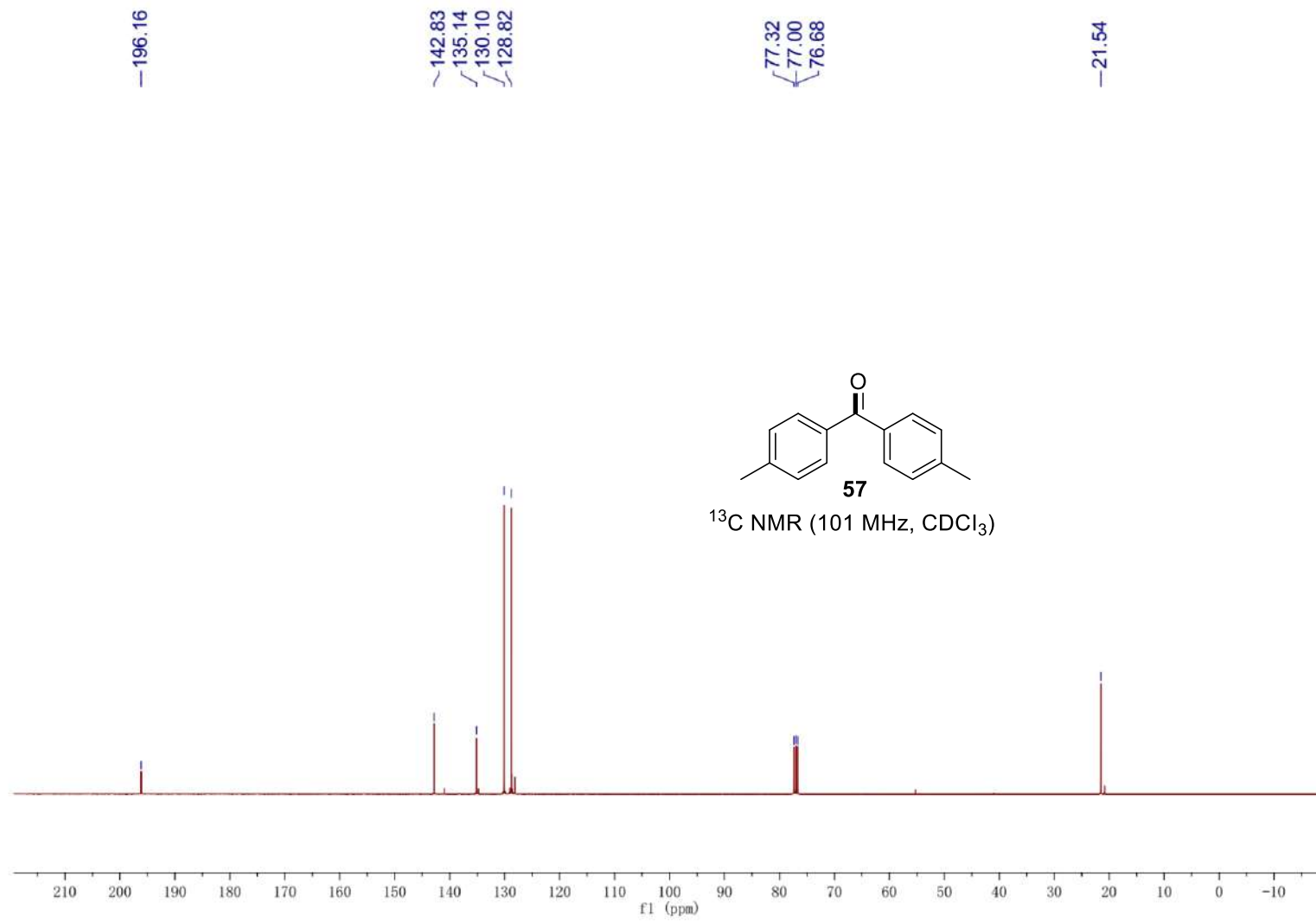


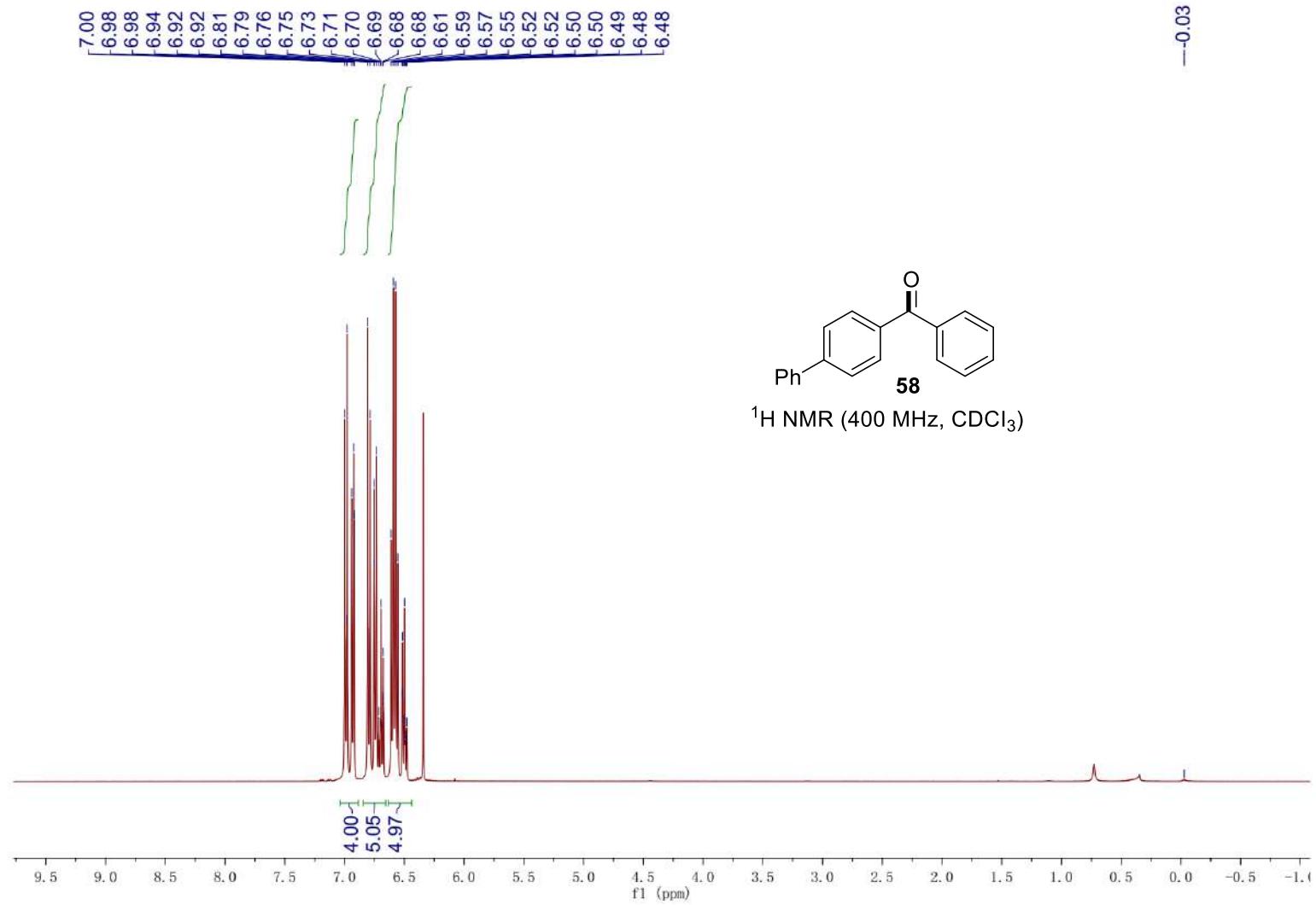








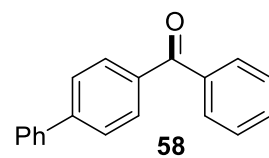




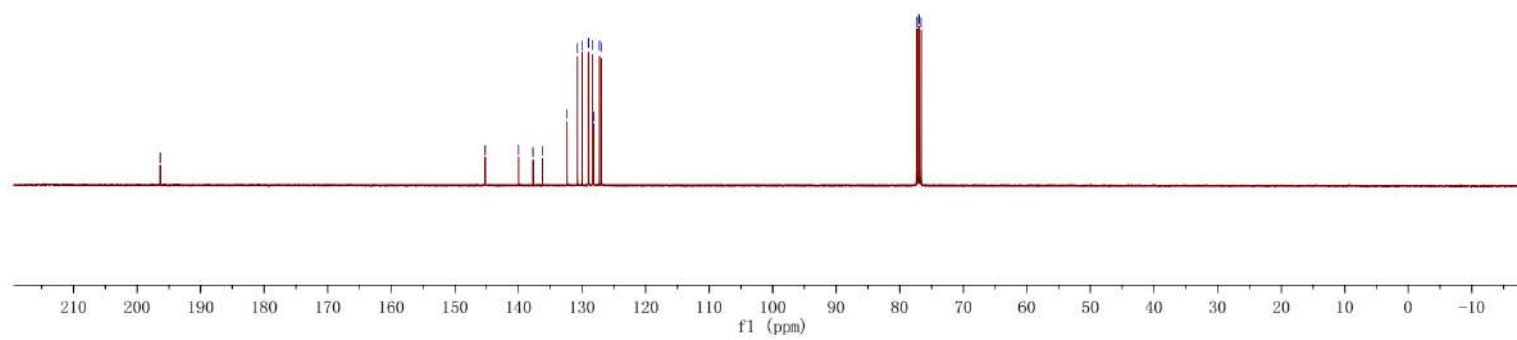
— 196.33

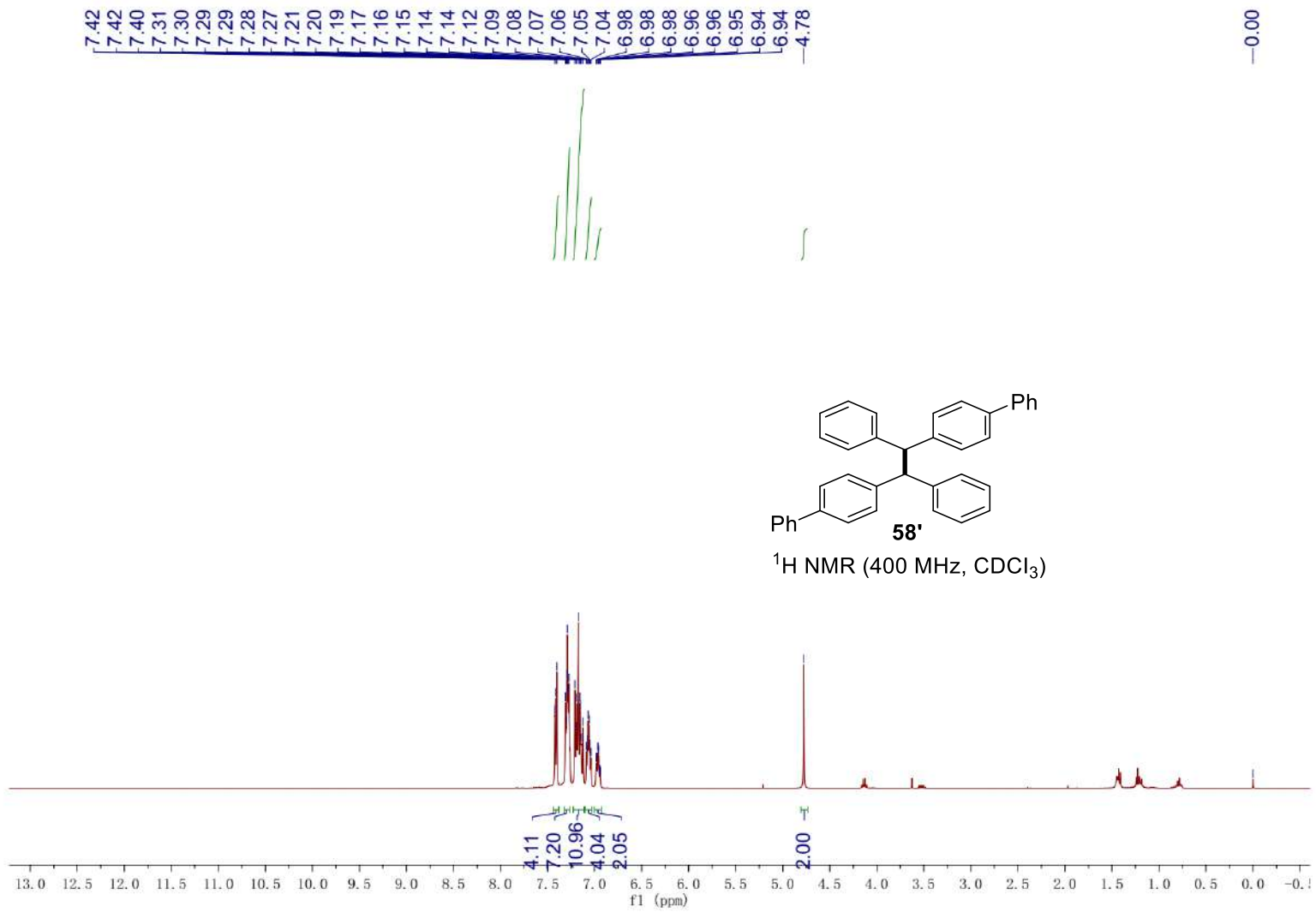
145.20
139.95
137.73
136.20
132.35
130.71
129.98
128.94
128.28
128.16
127.28
126.94

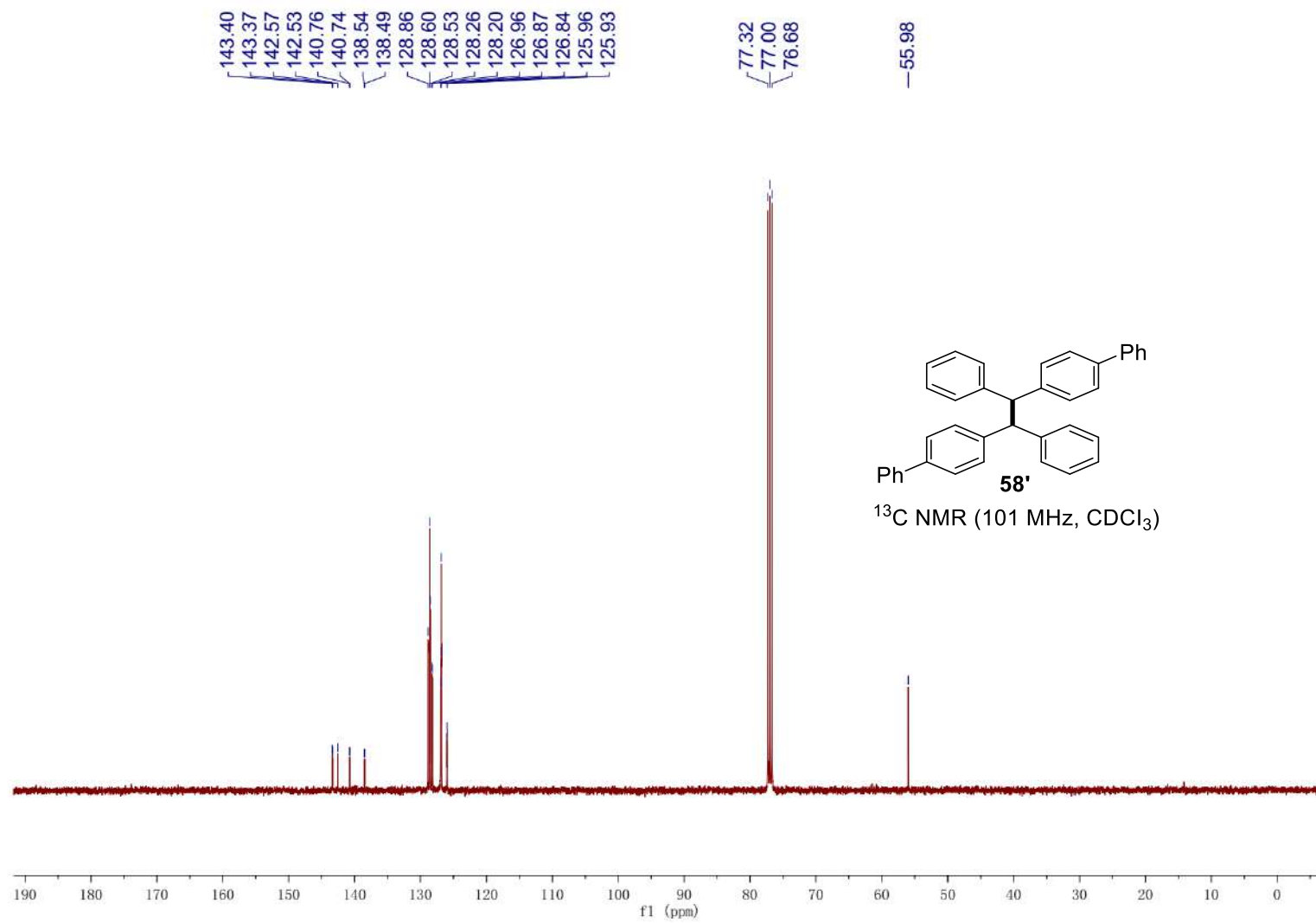
77.32
77.00
76.68



¹³C NMR (101 MHz, CDCl₃)

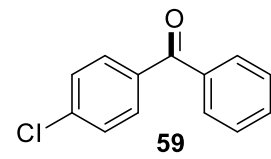




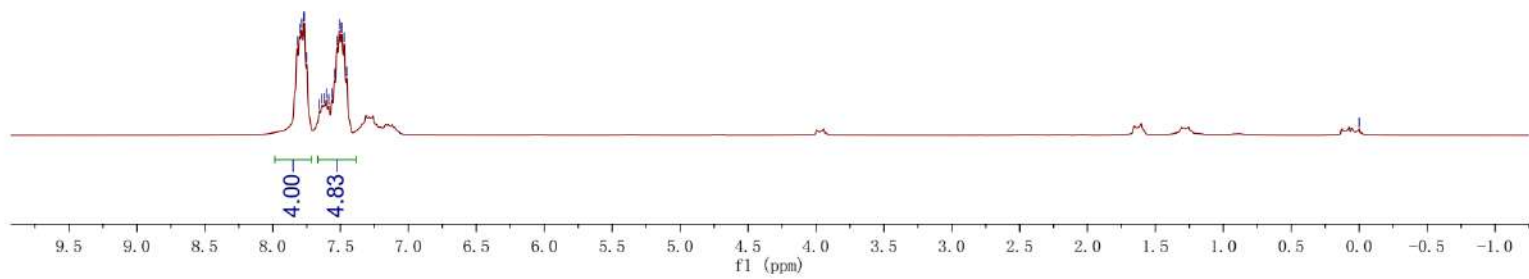


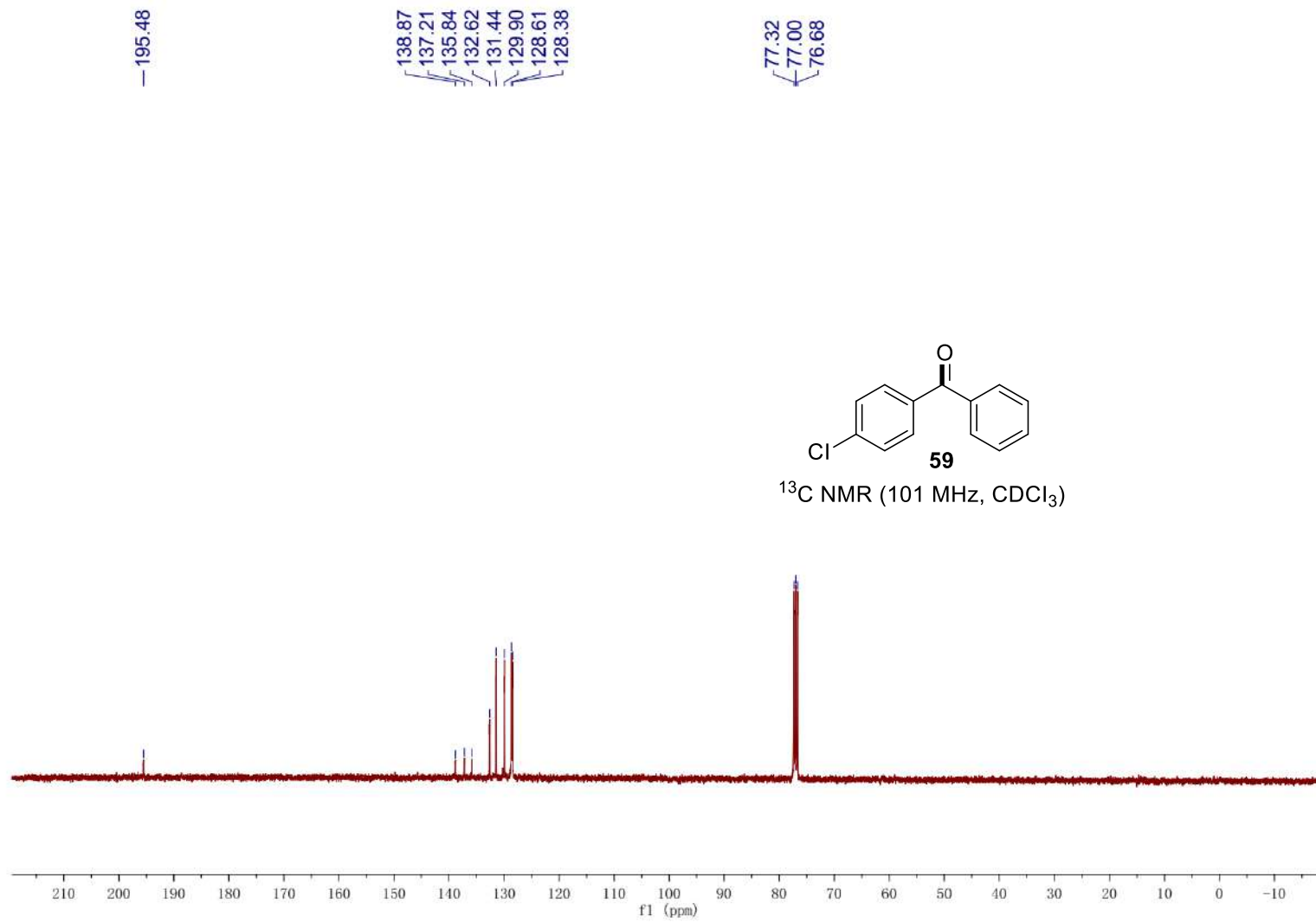
7.82
7.80
7.79
7.77
7.75
7.66
7.64
7.62
7.60
7.59
7.56
7.54
7.53
7.51
7.49
7.47
7.46

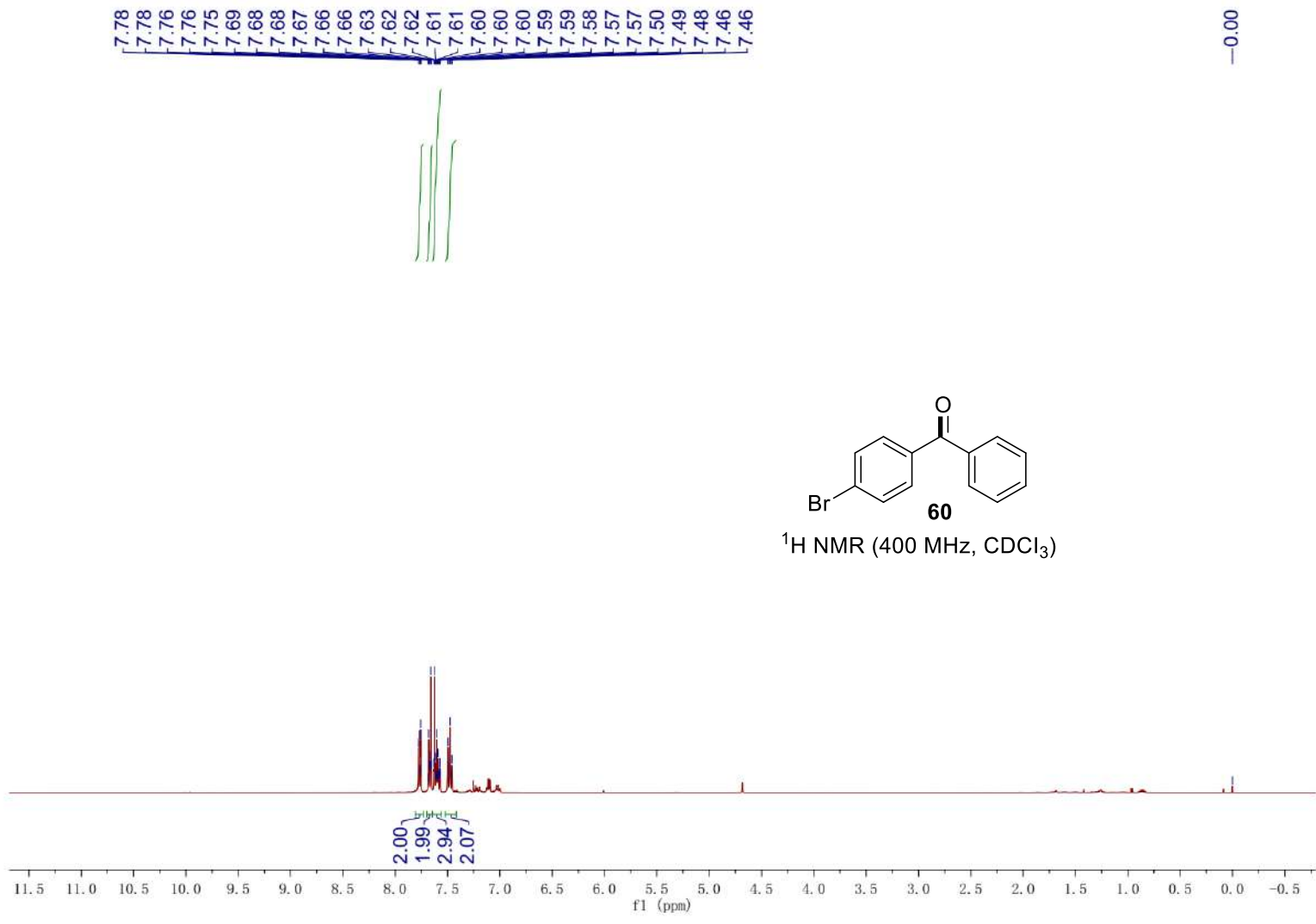
-0.00

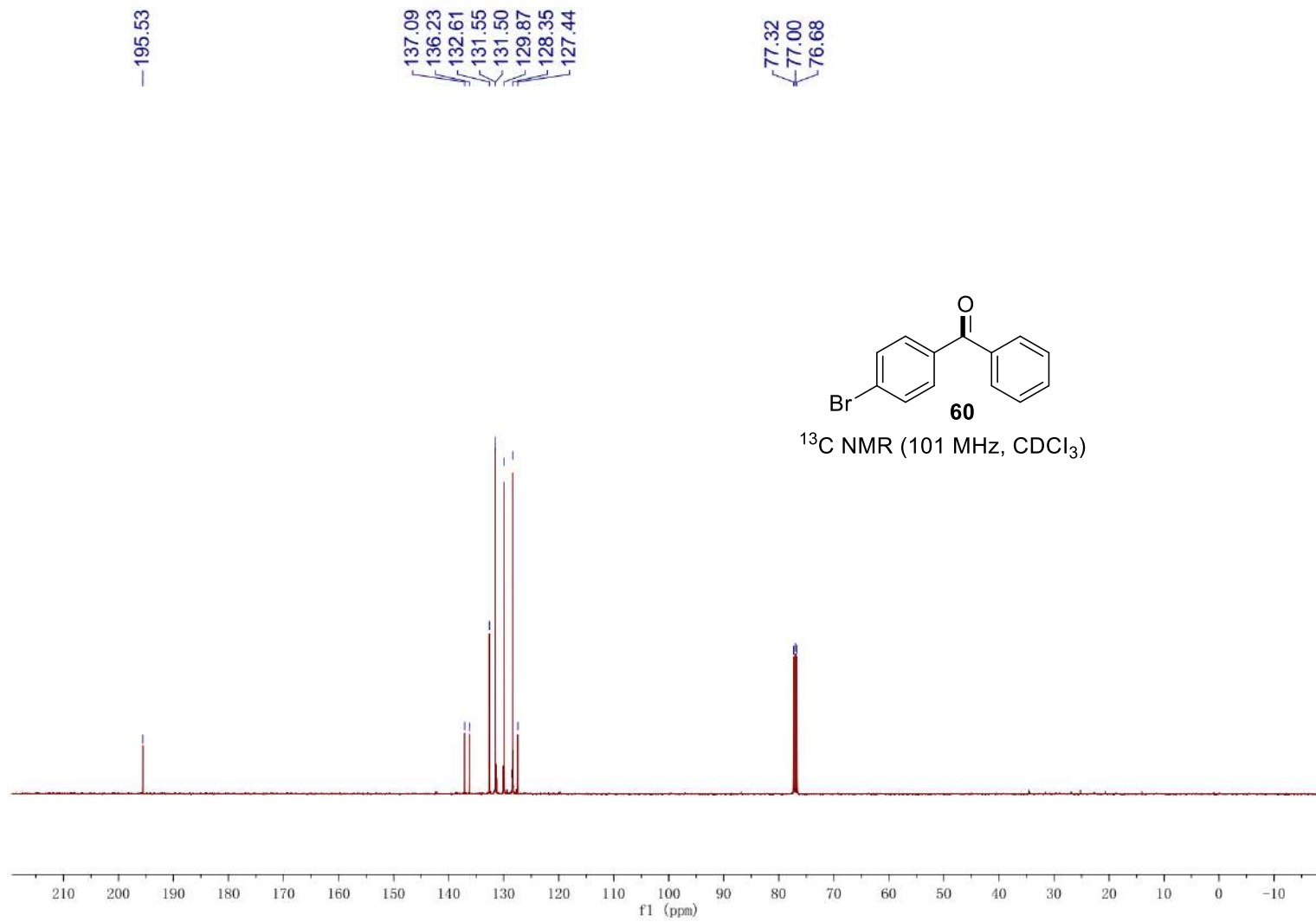


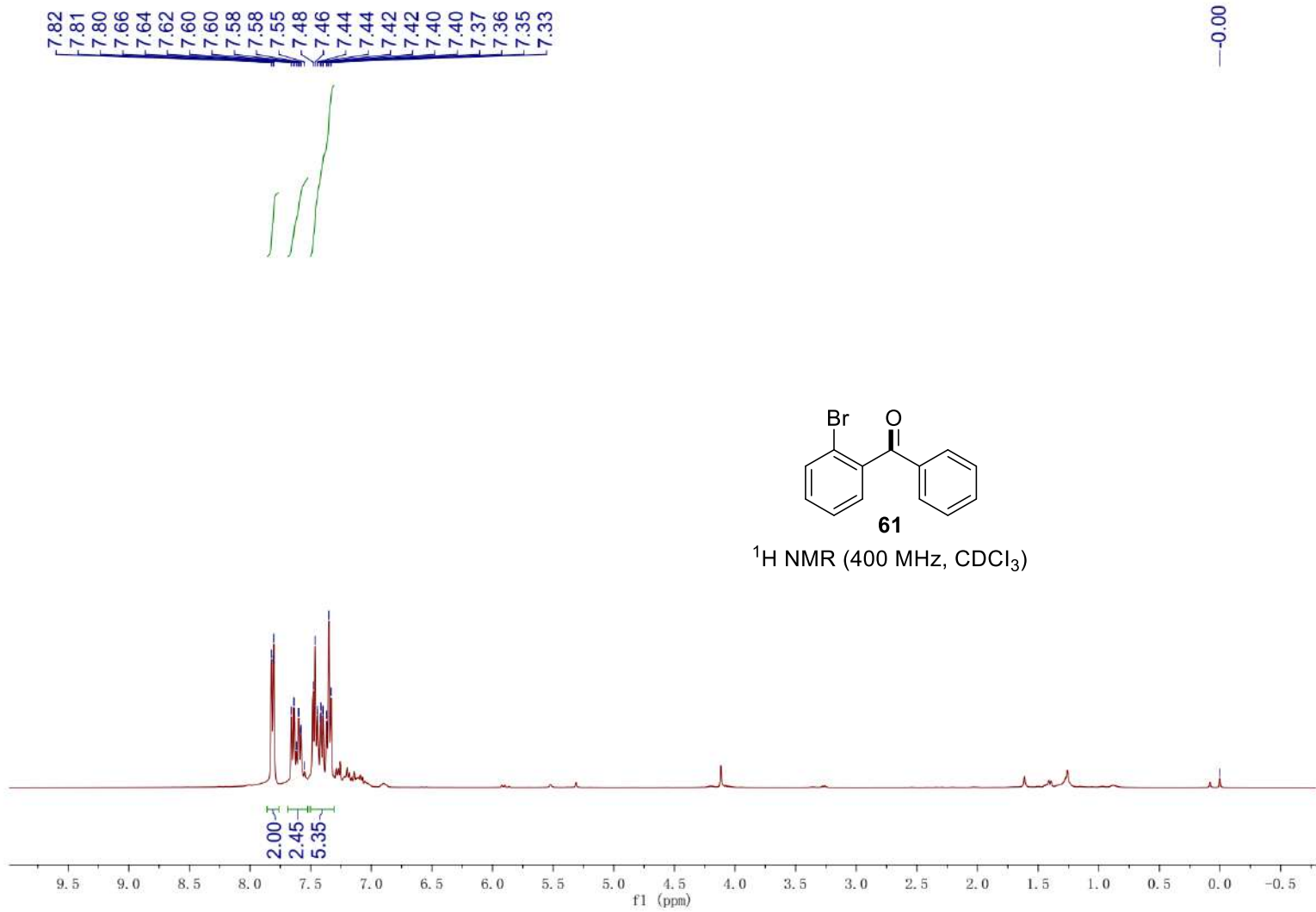
¹H NMR (400 MHz, CDCl₃)

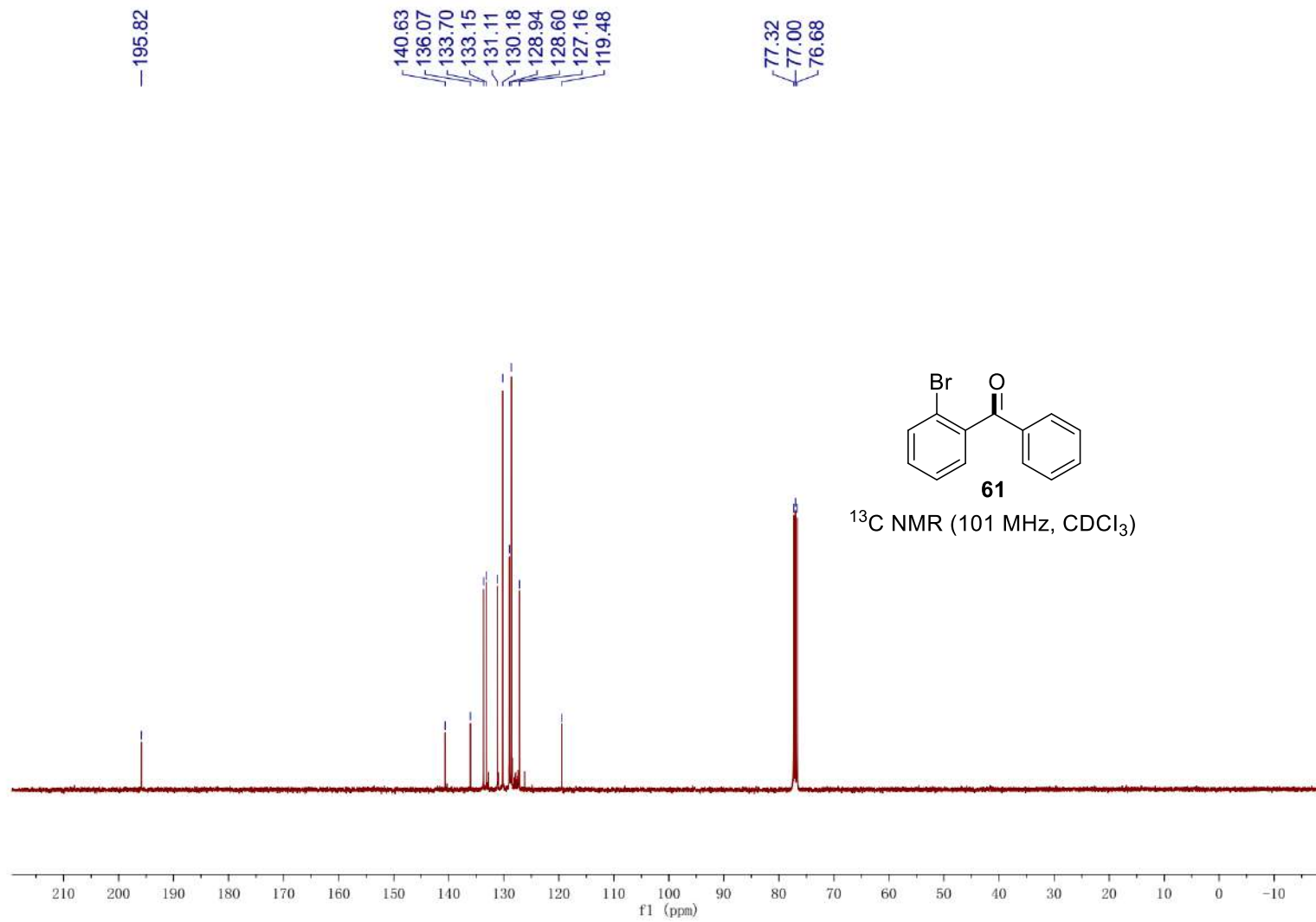


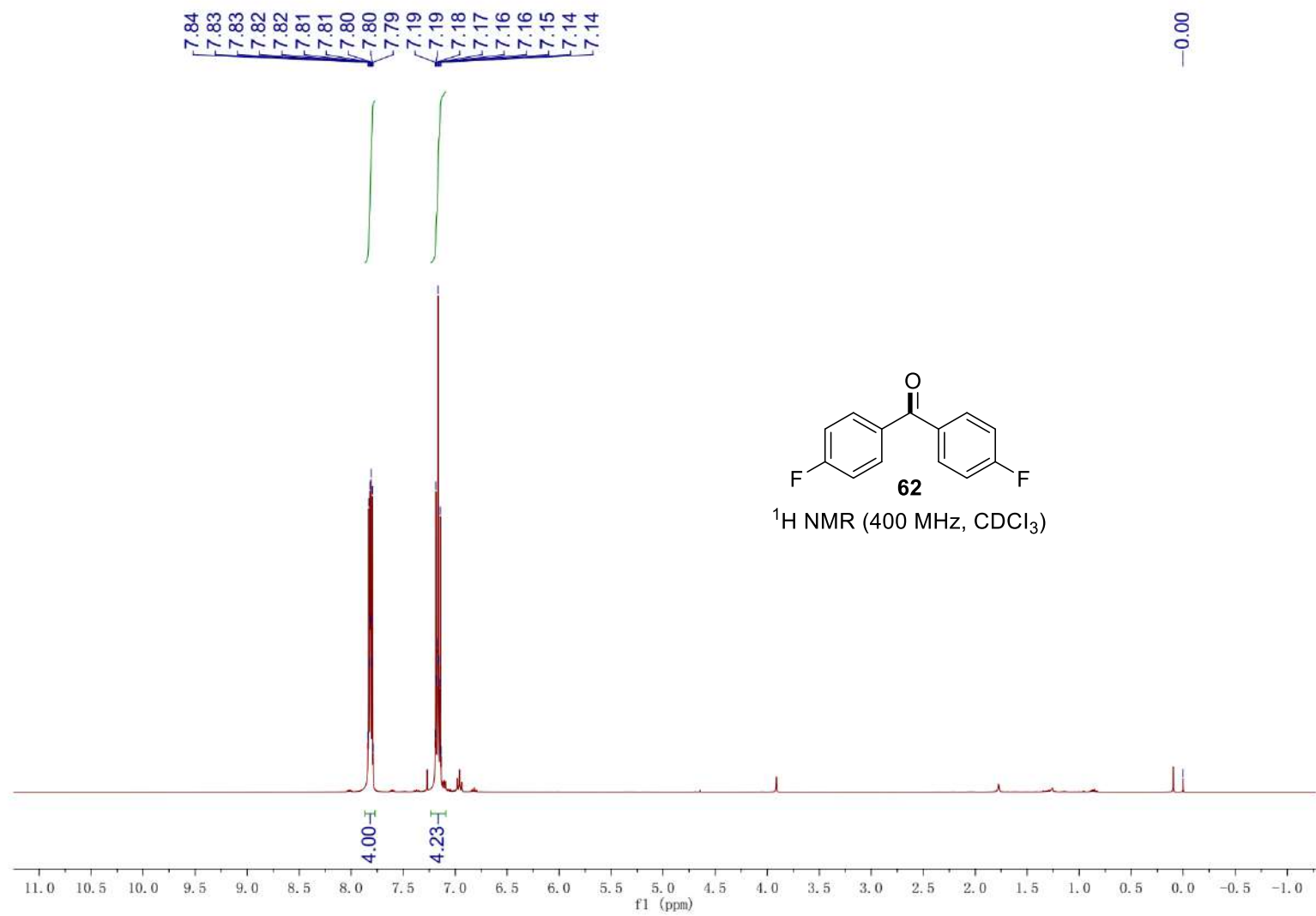


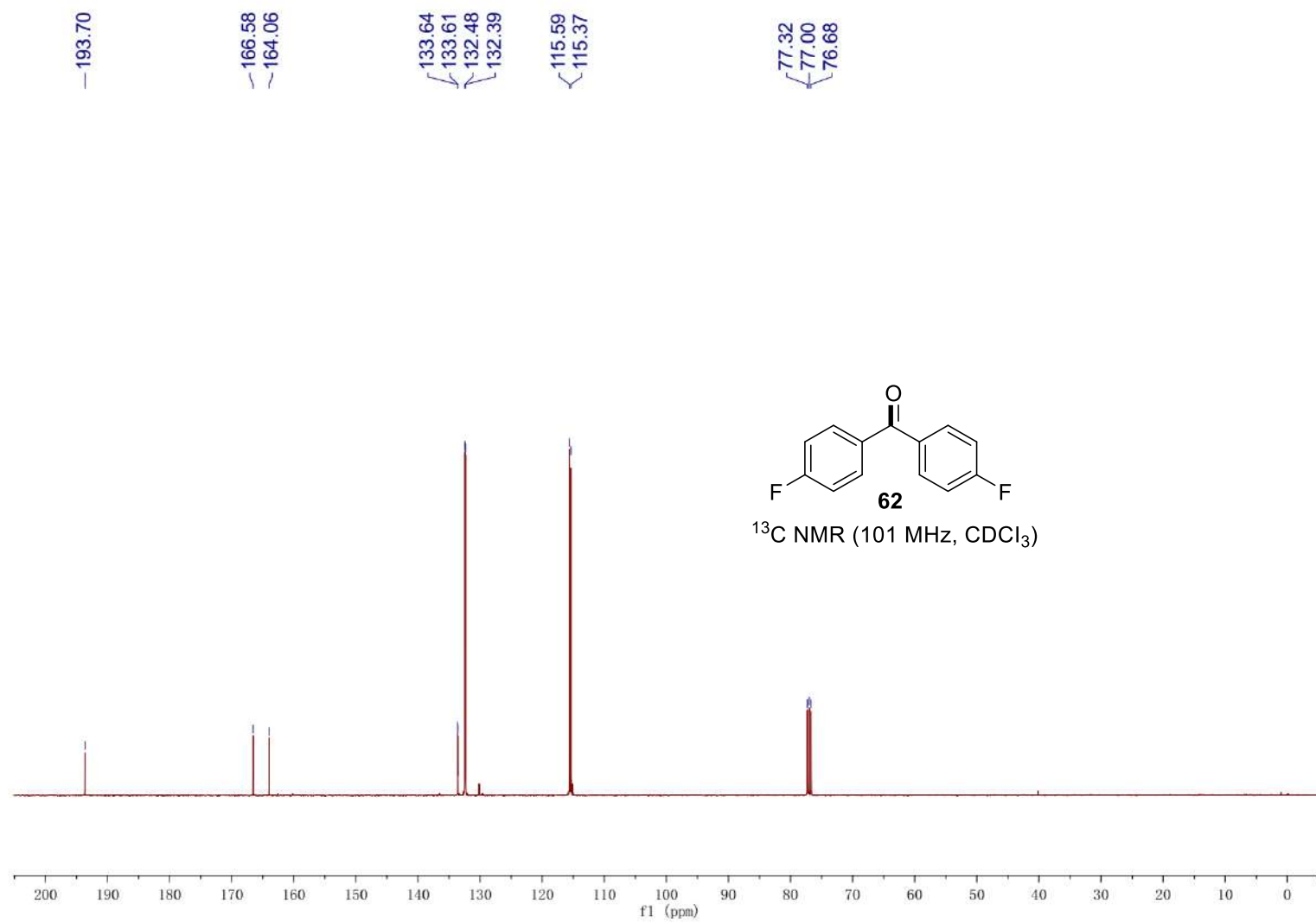


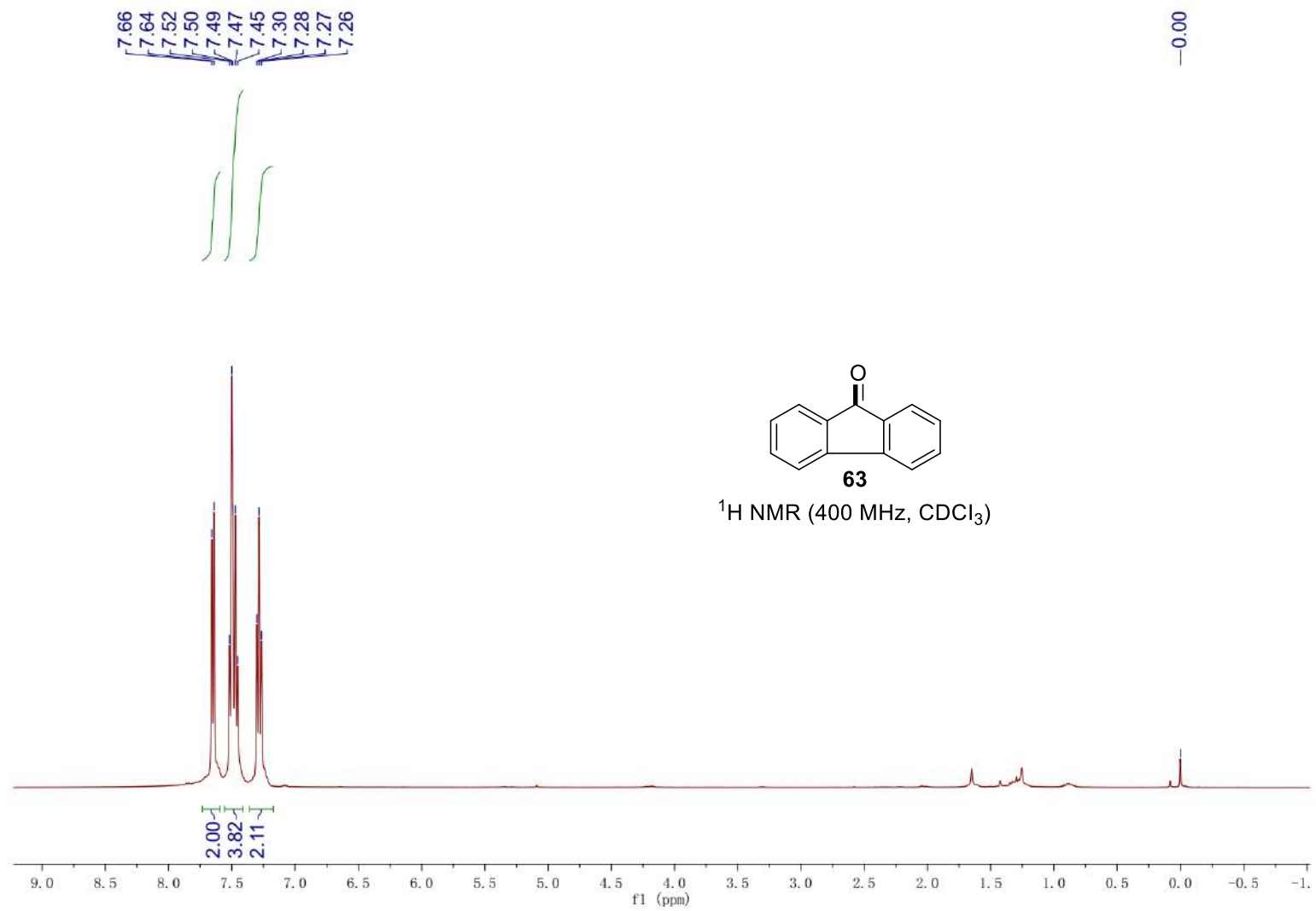


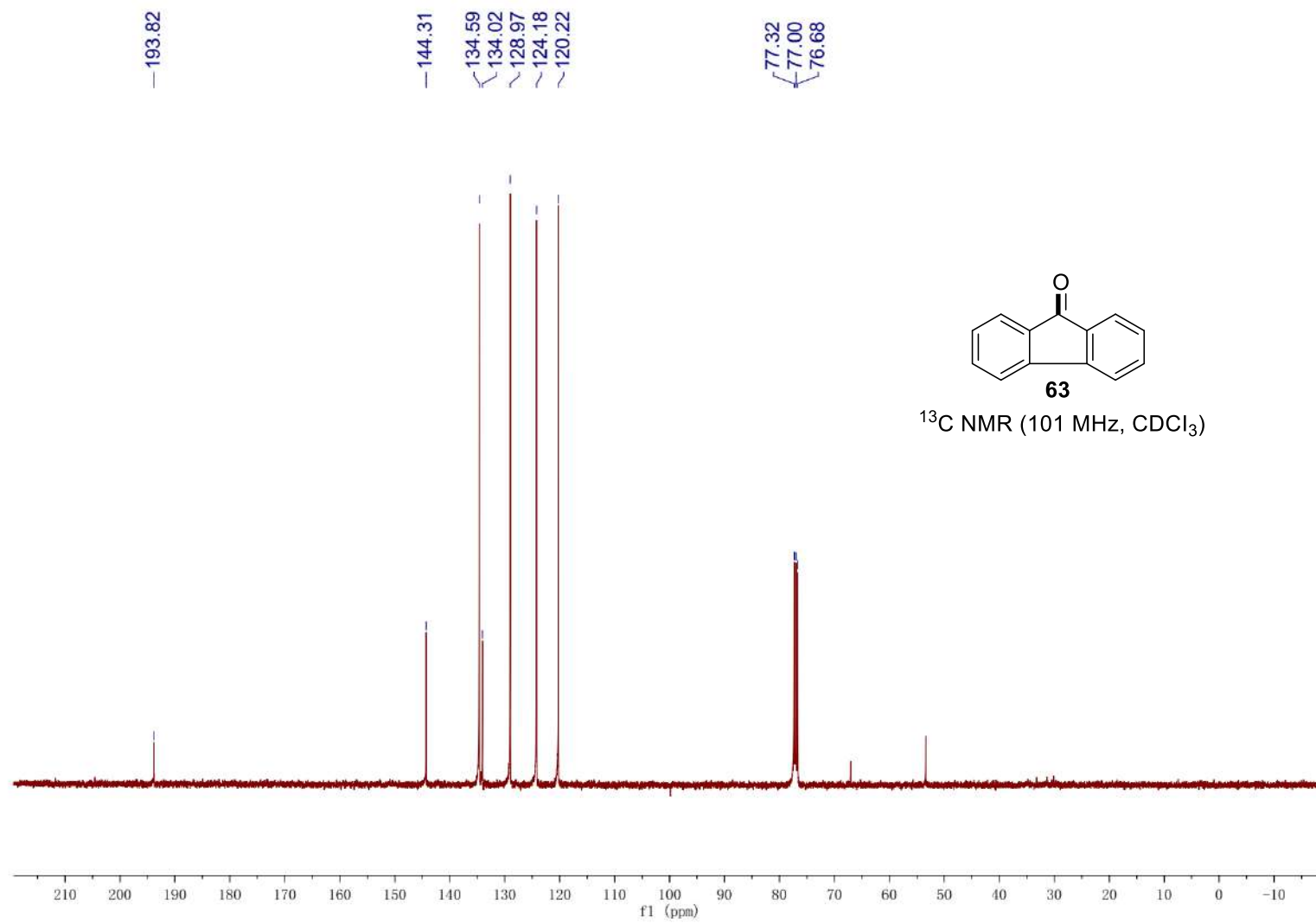


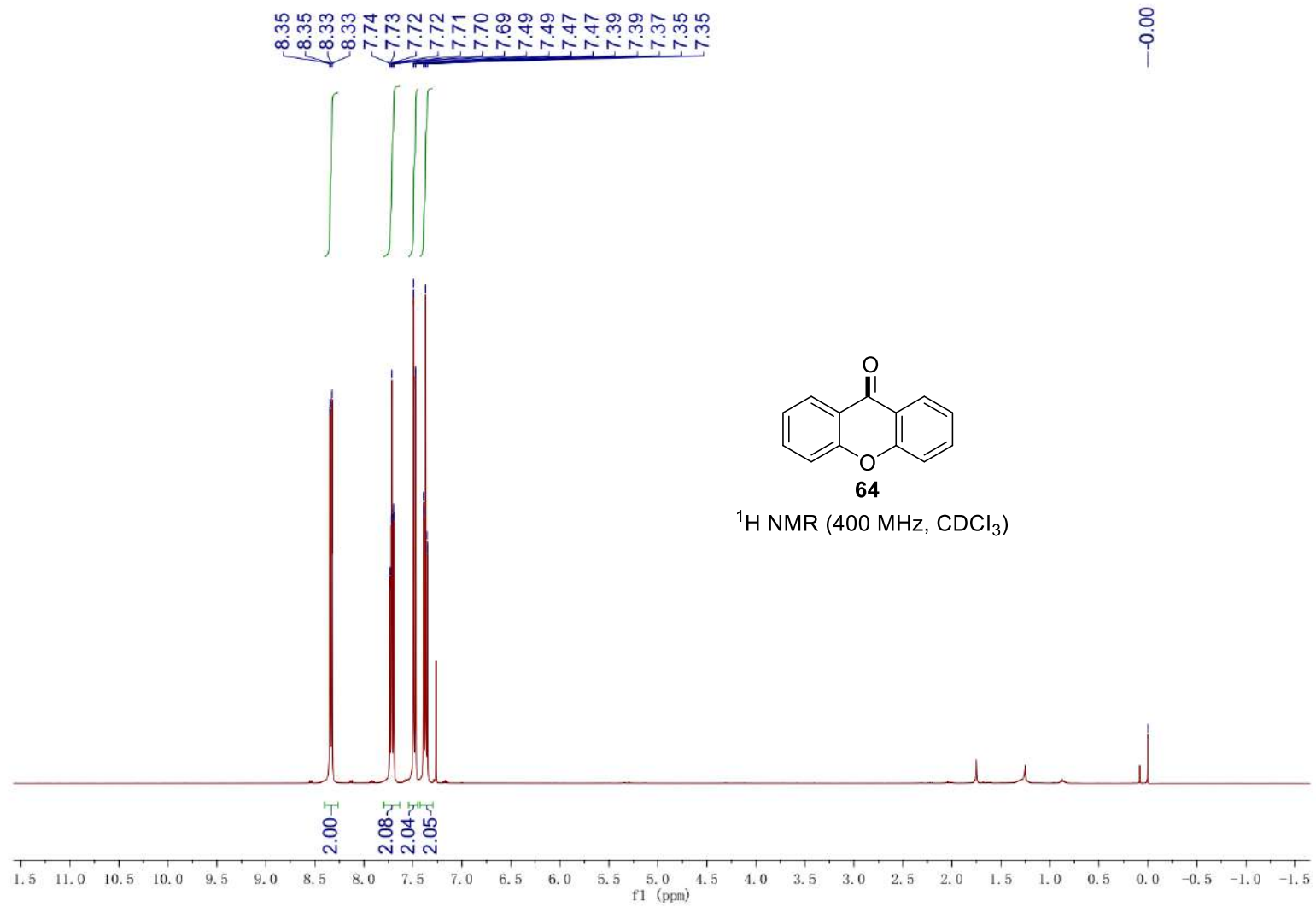


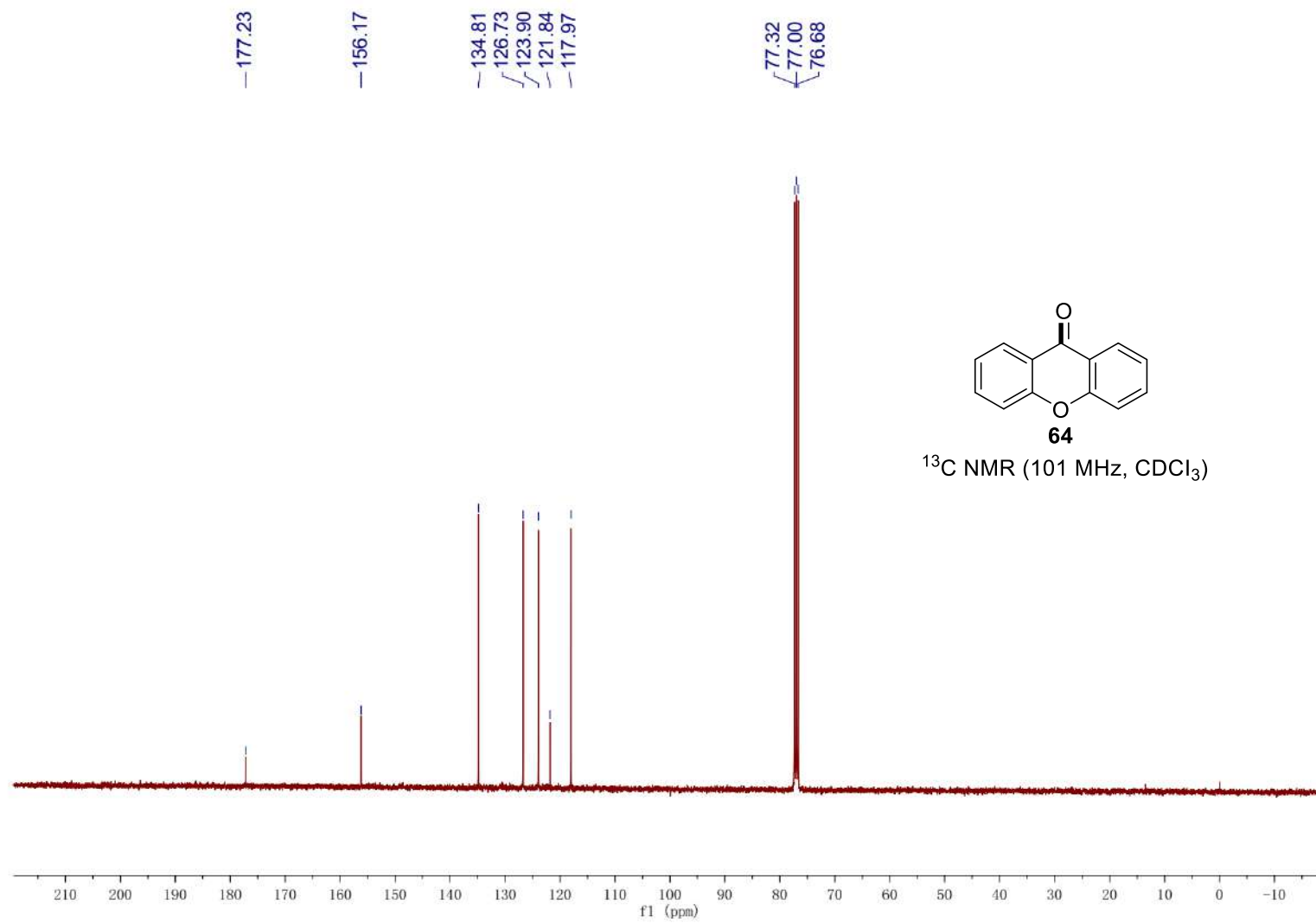


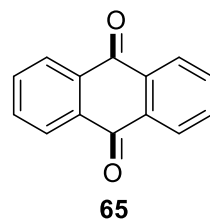
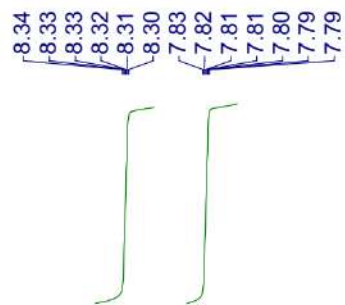




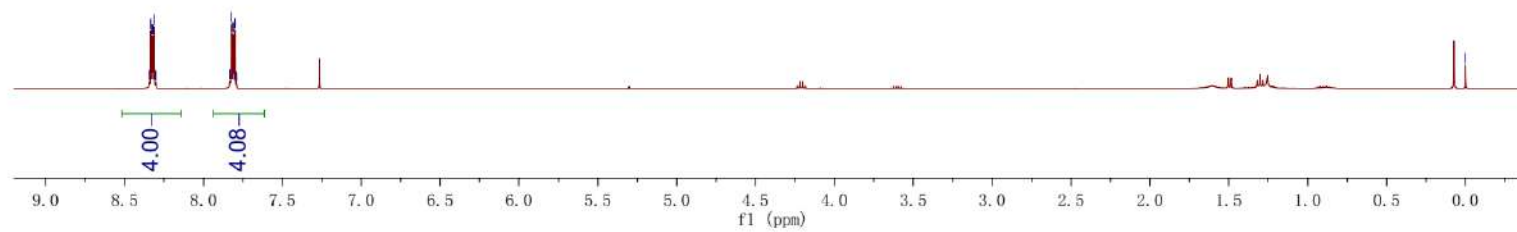


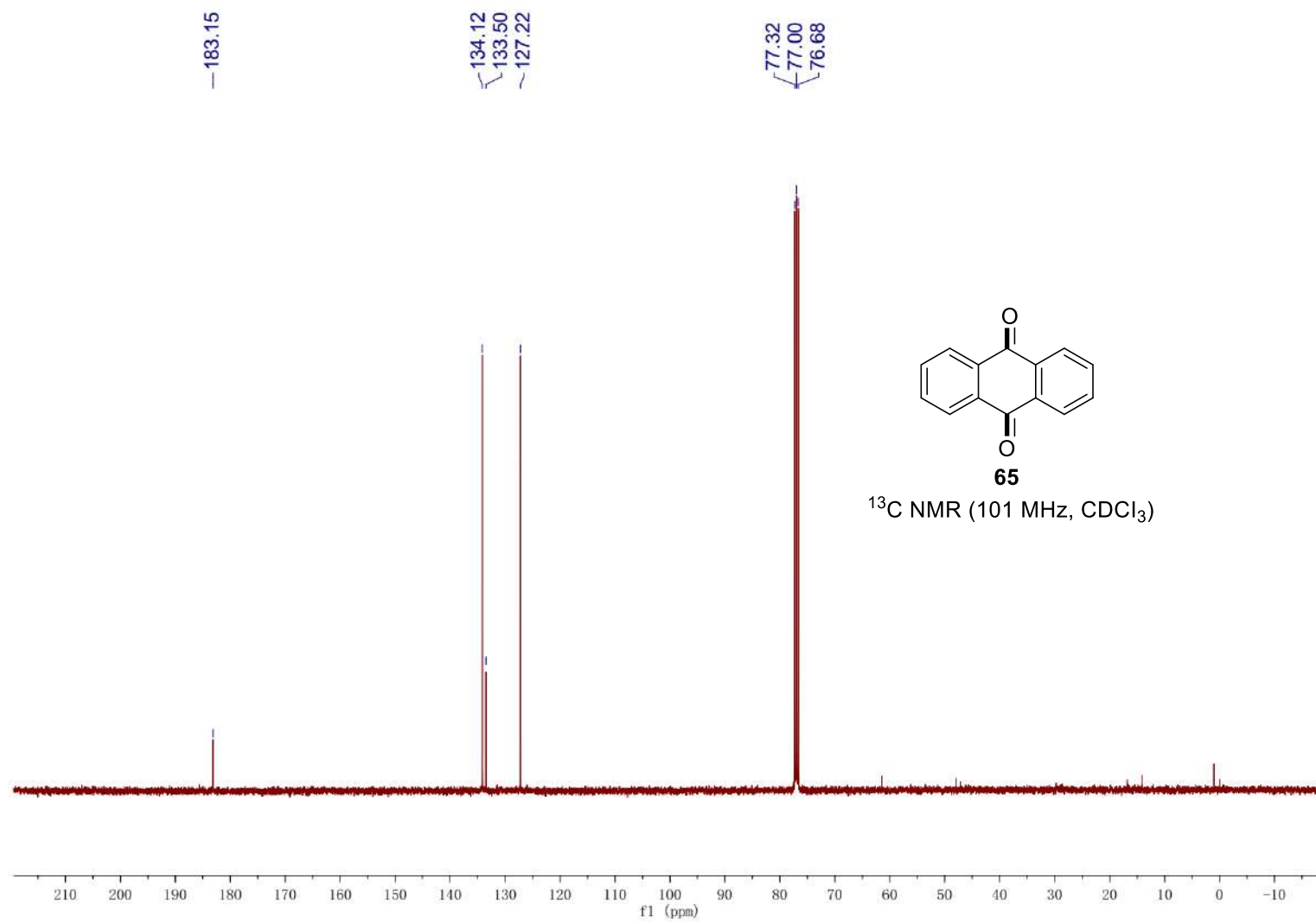


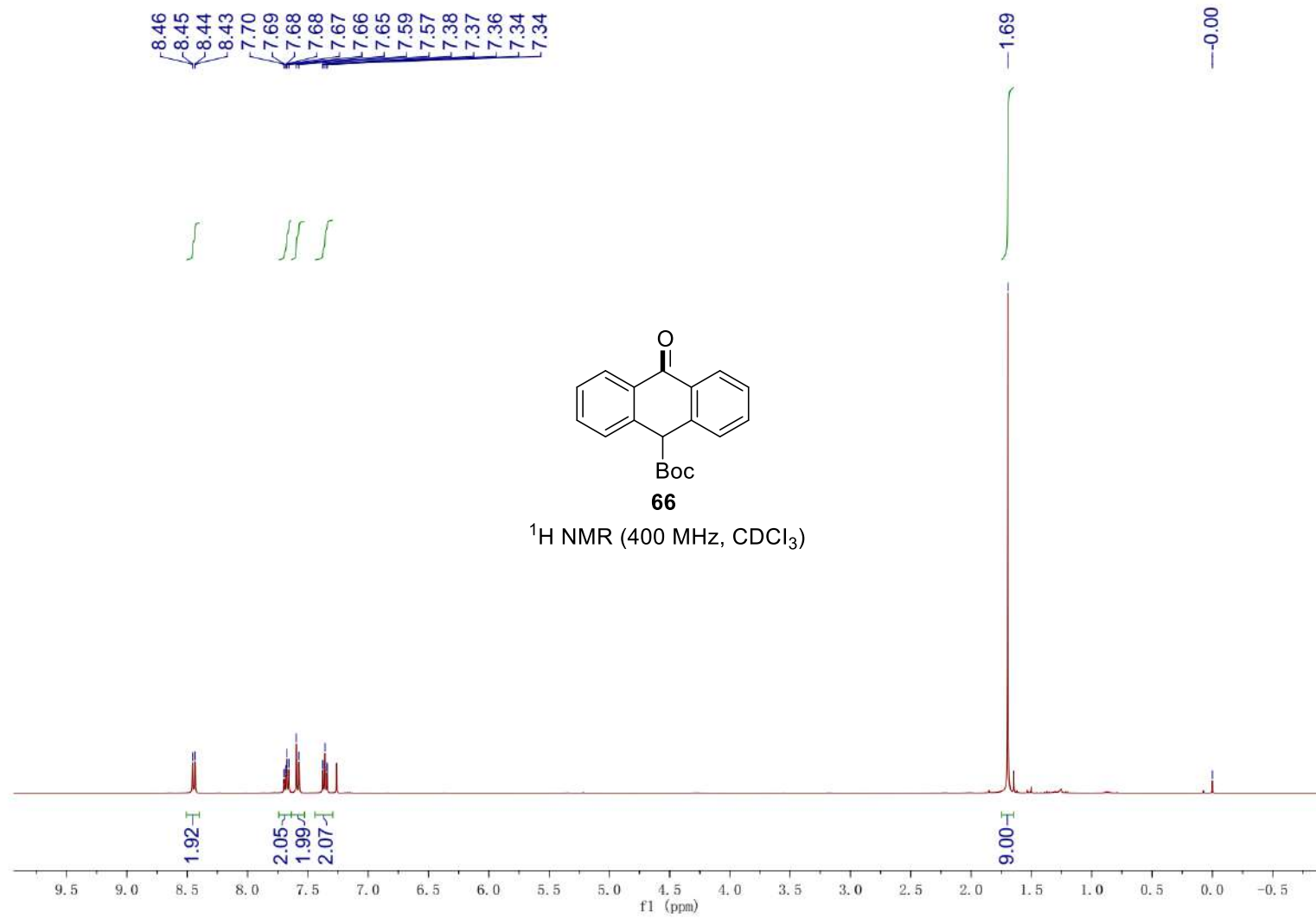


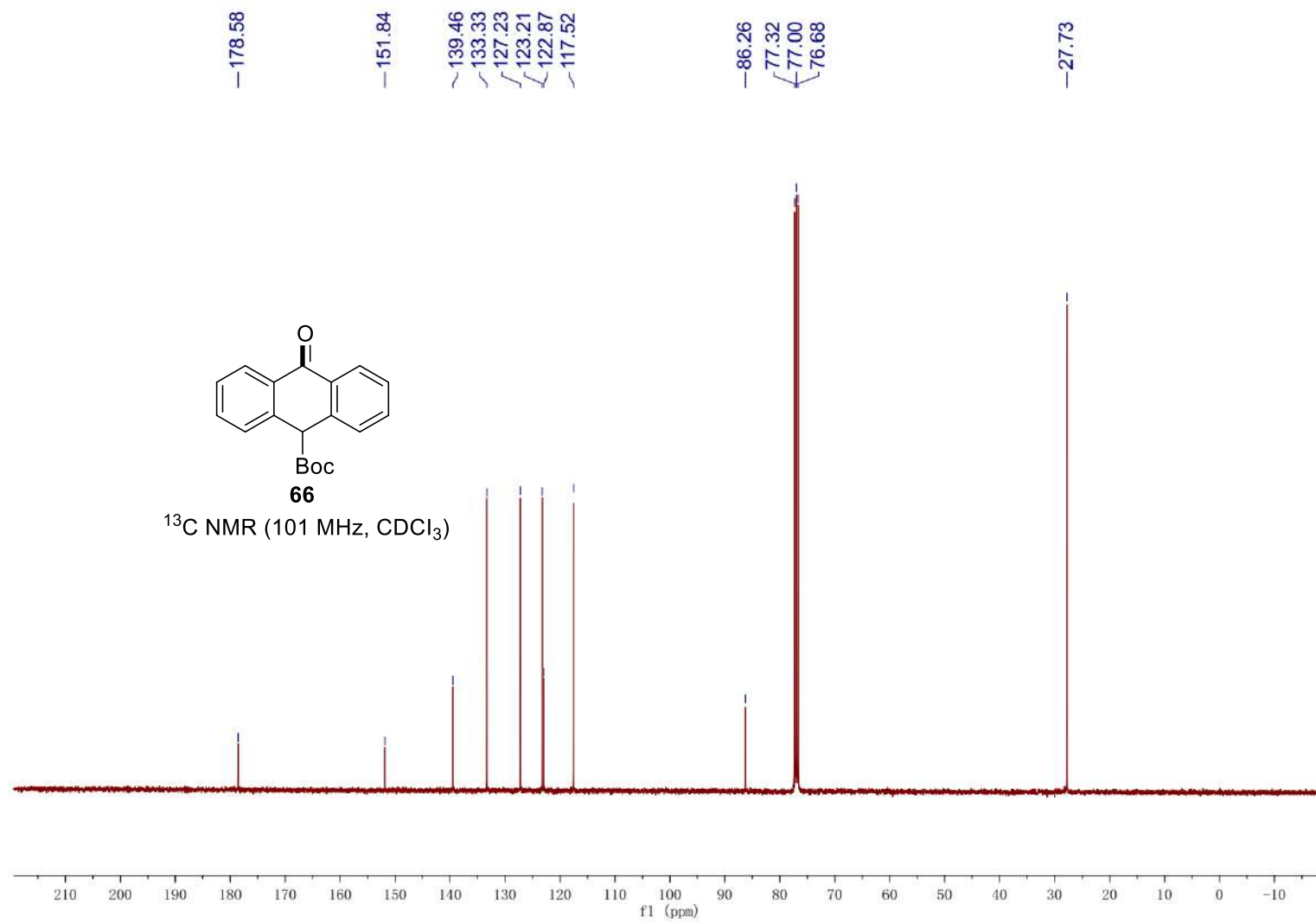


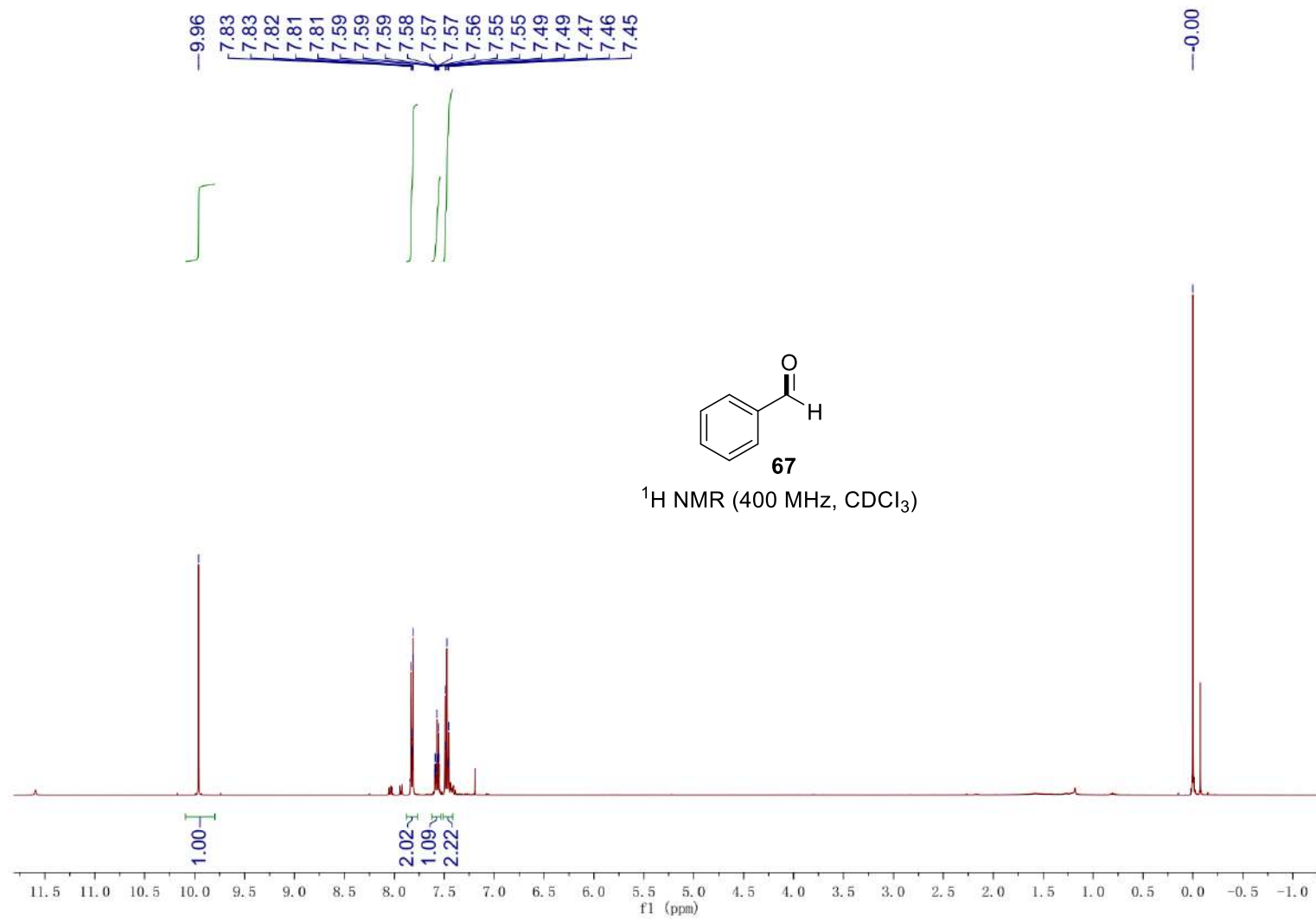
¹H NMR (400 MHz, CDCl₃)

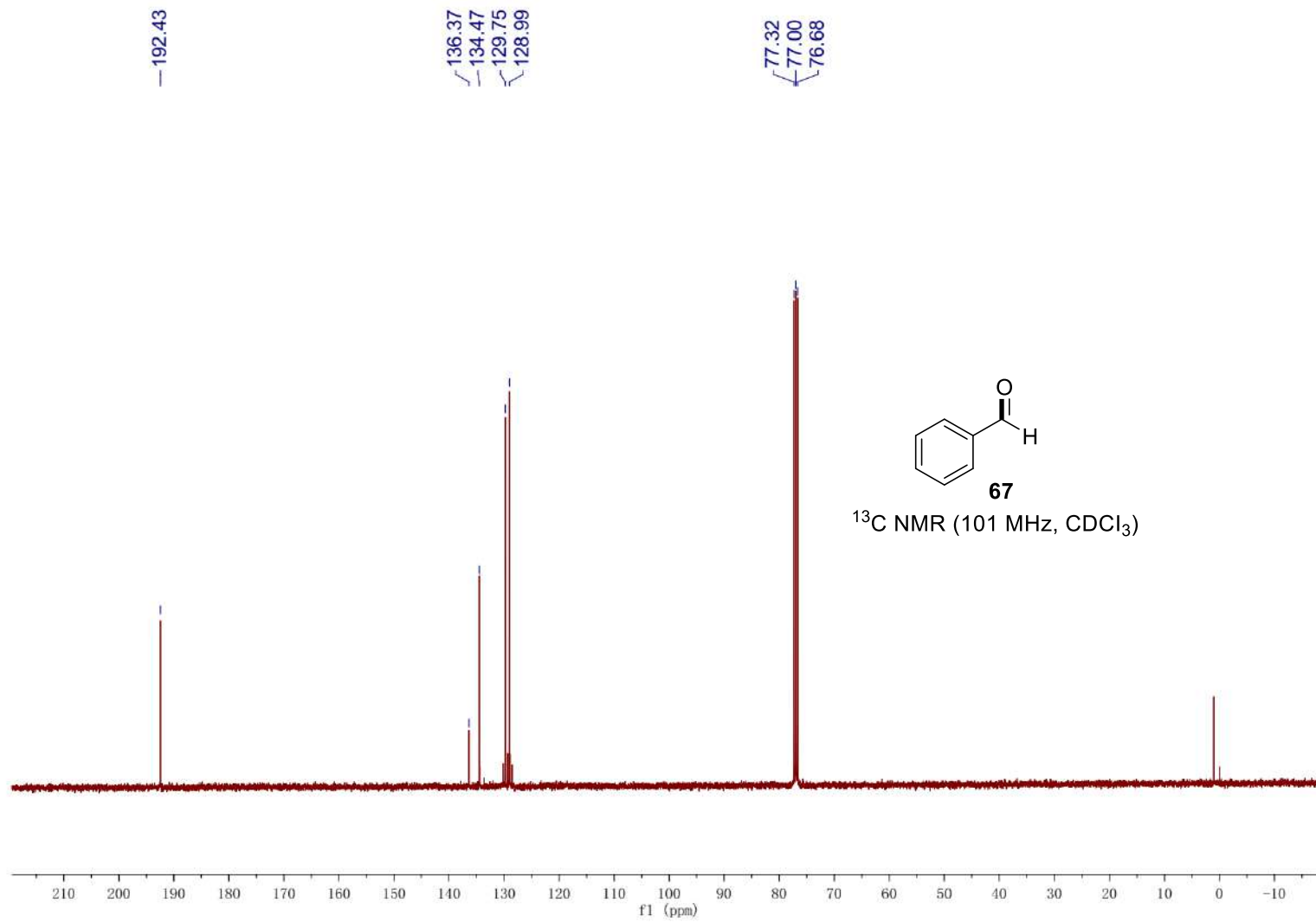


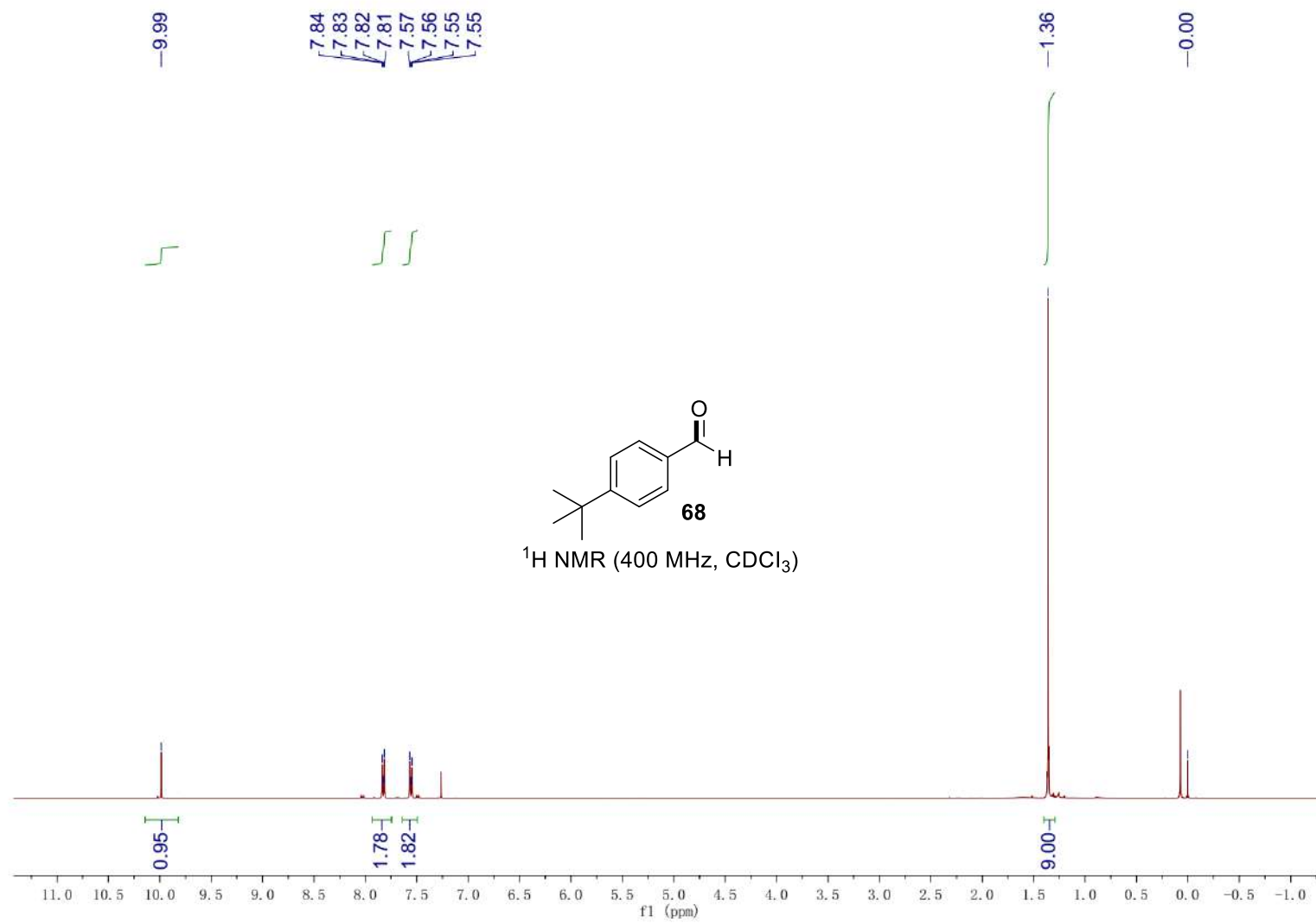


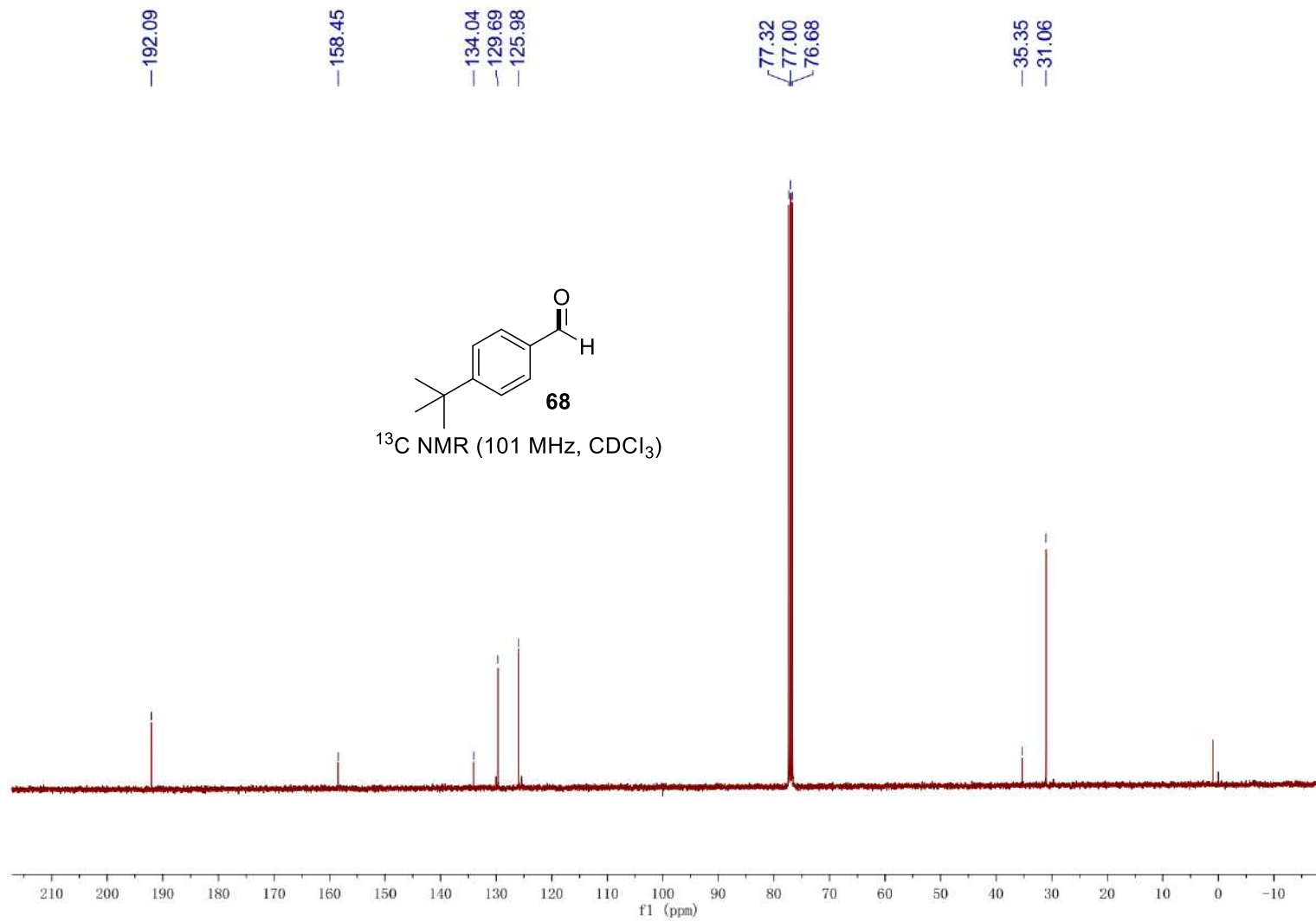


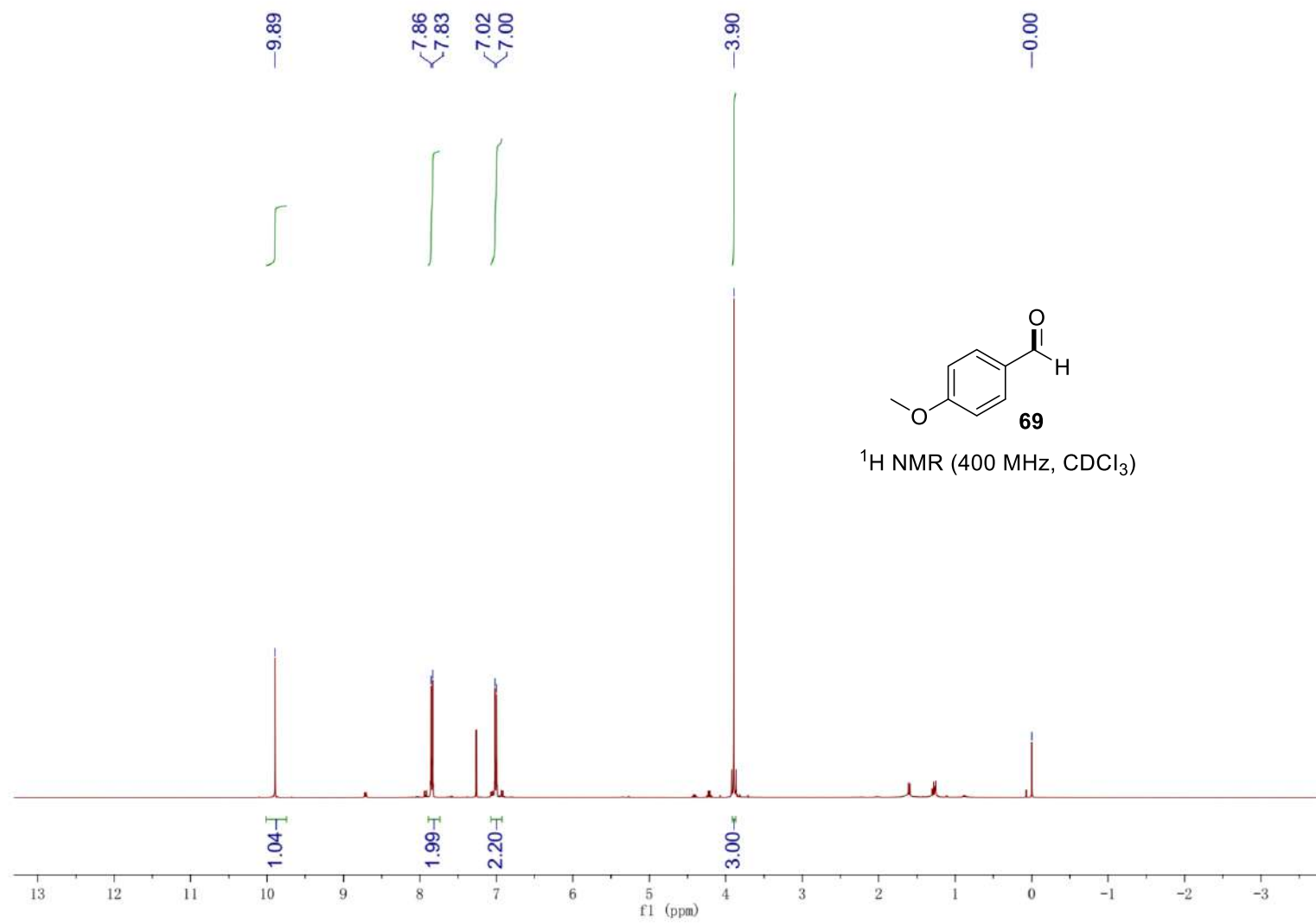


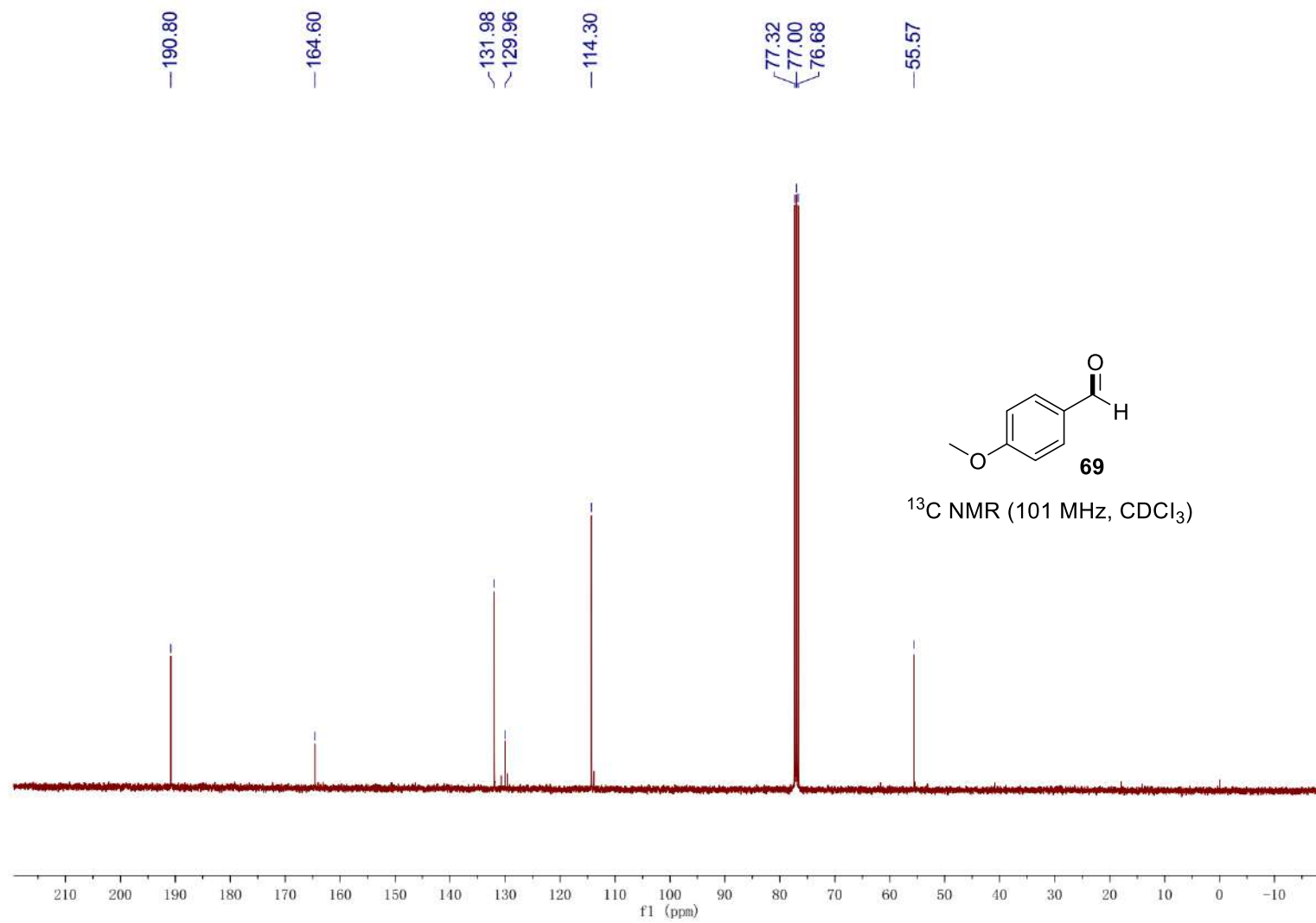


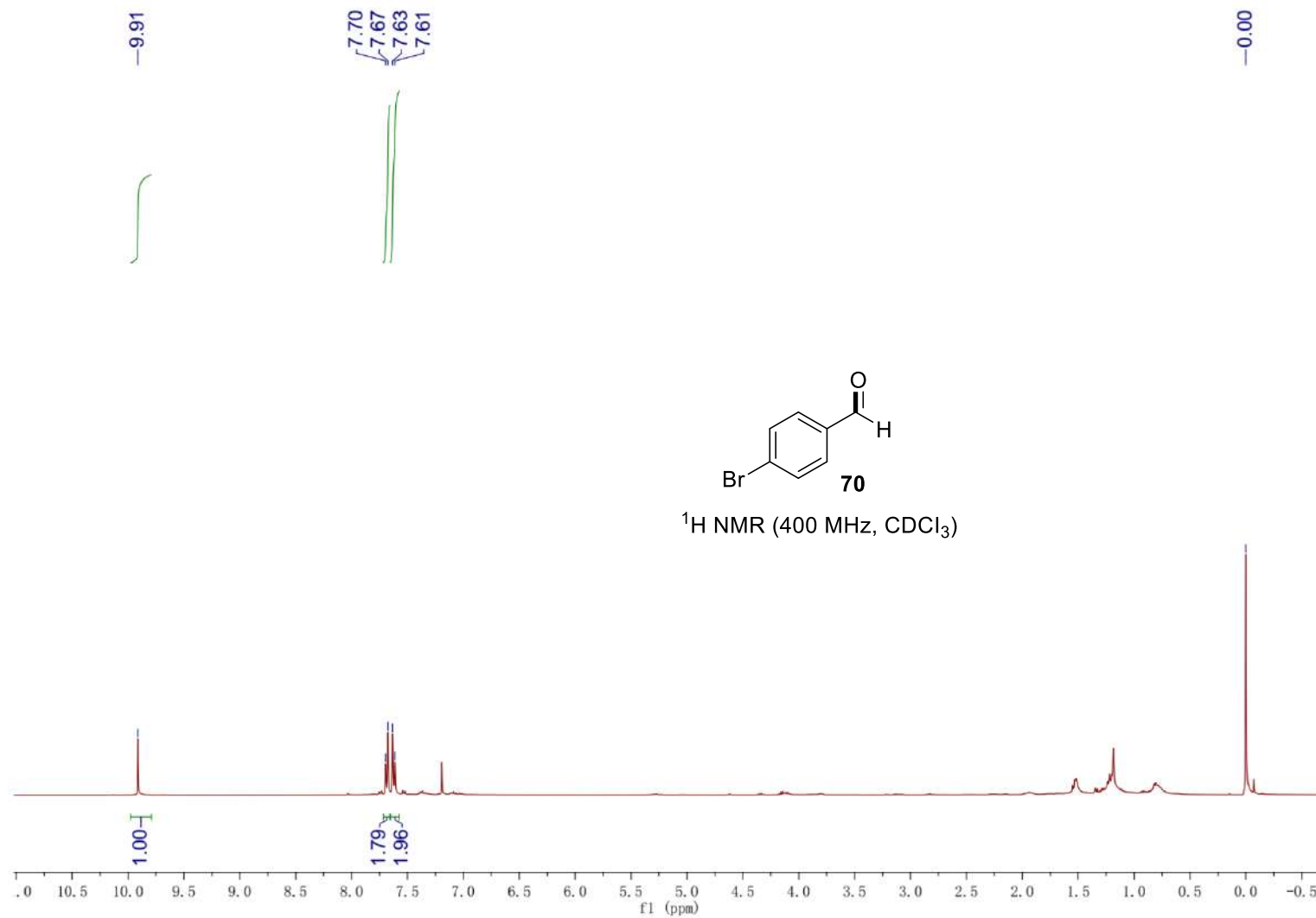


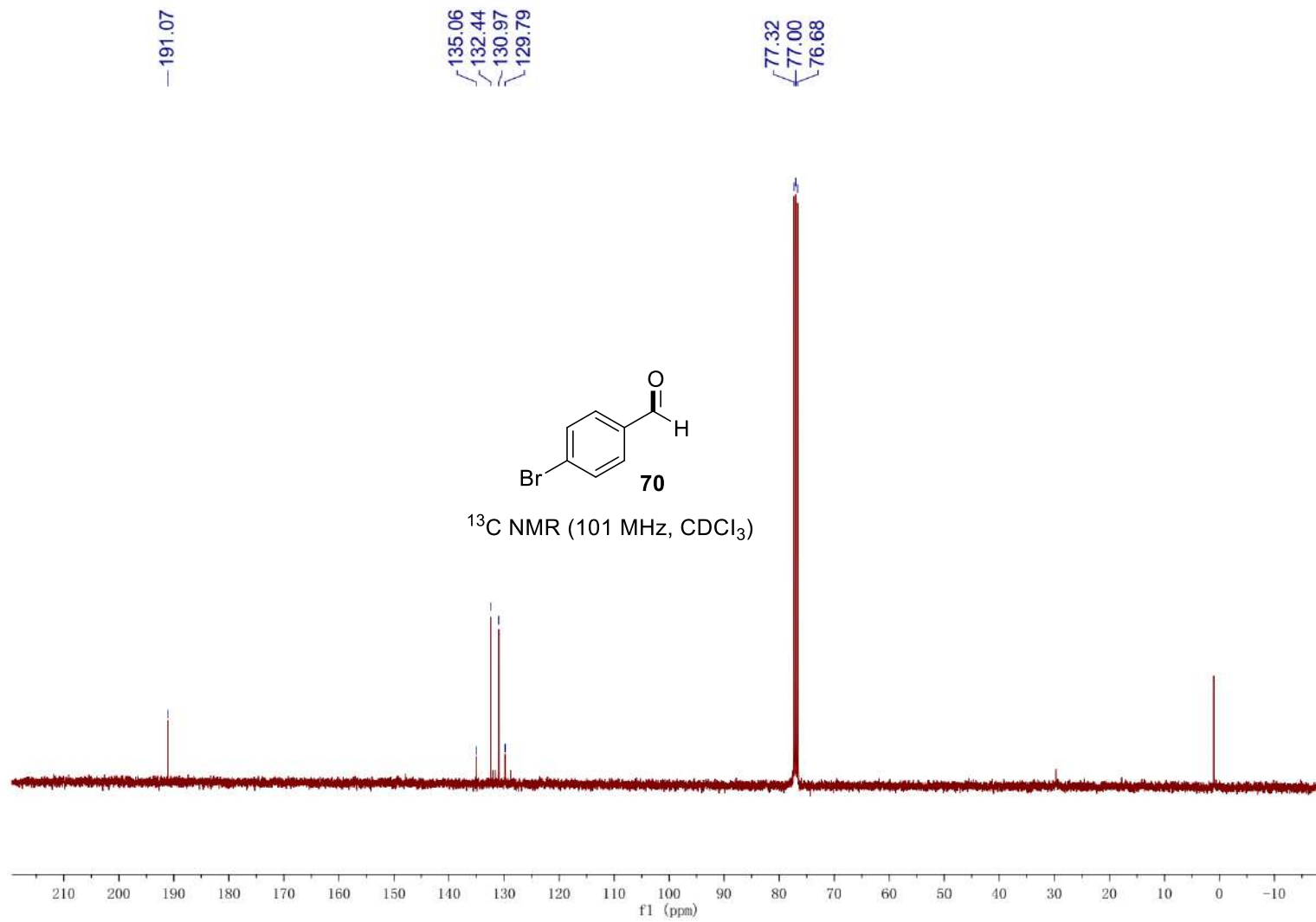


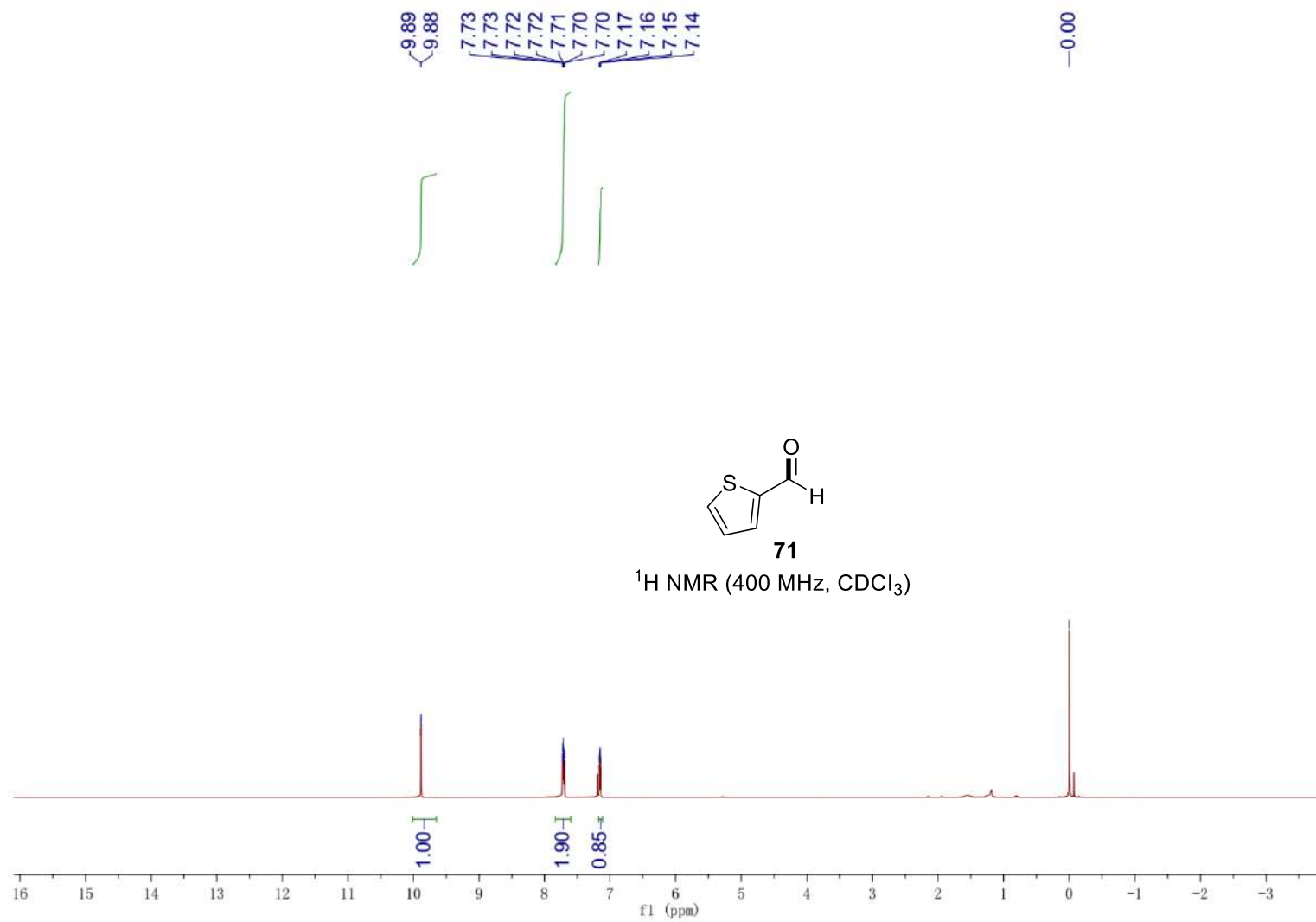


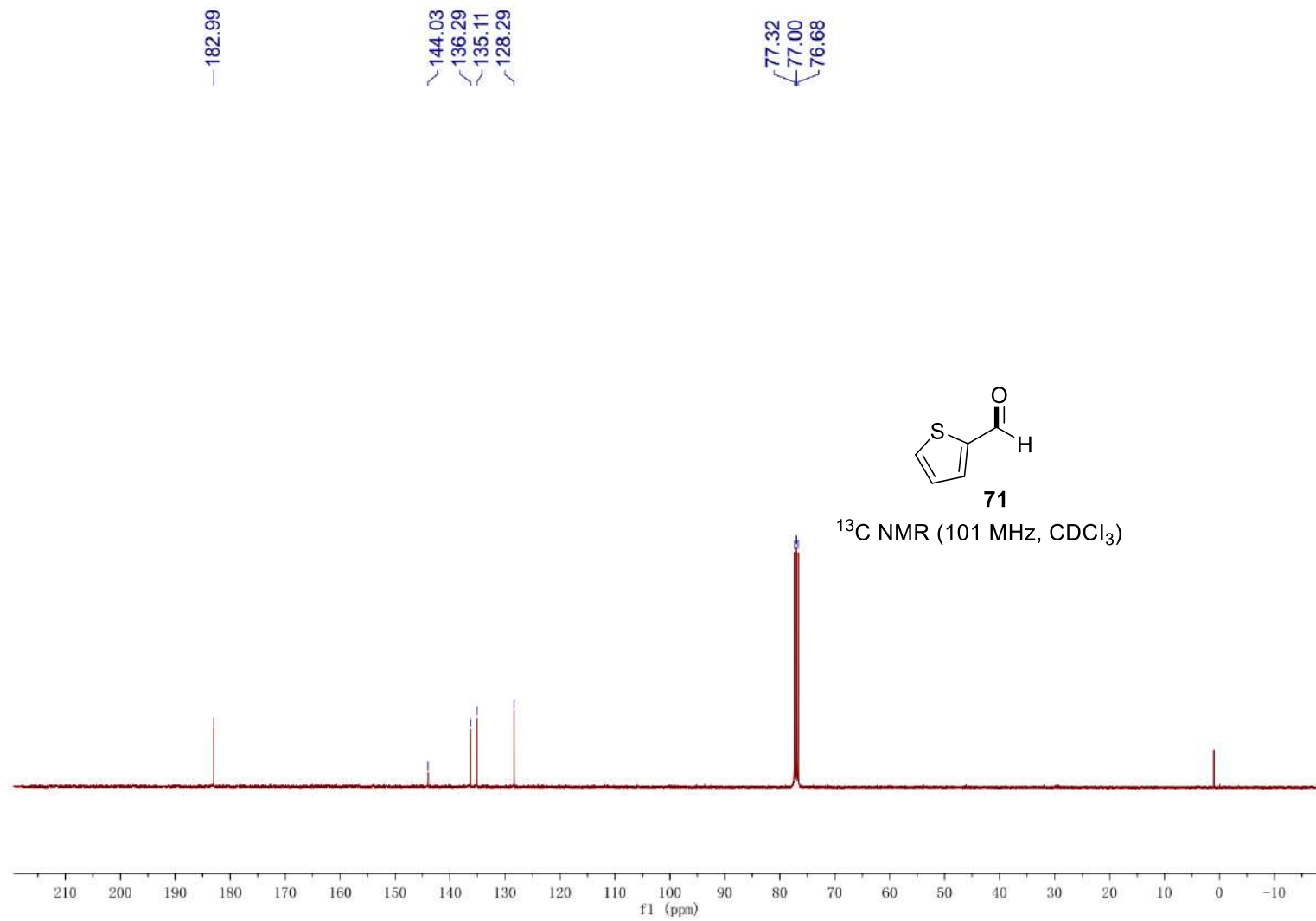


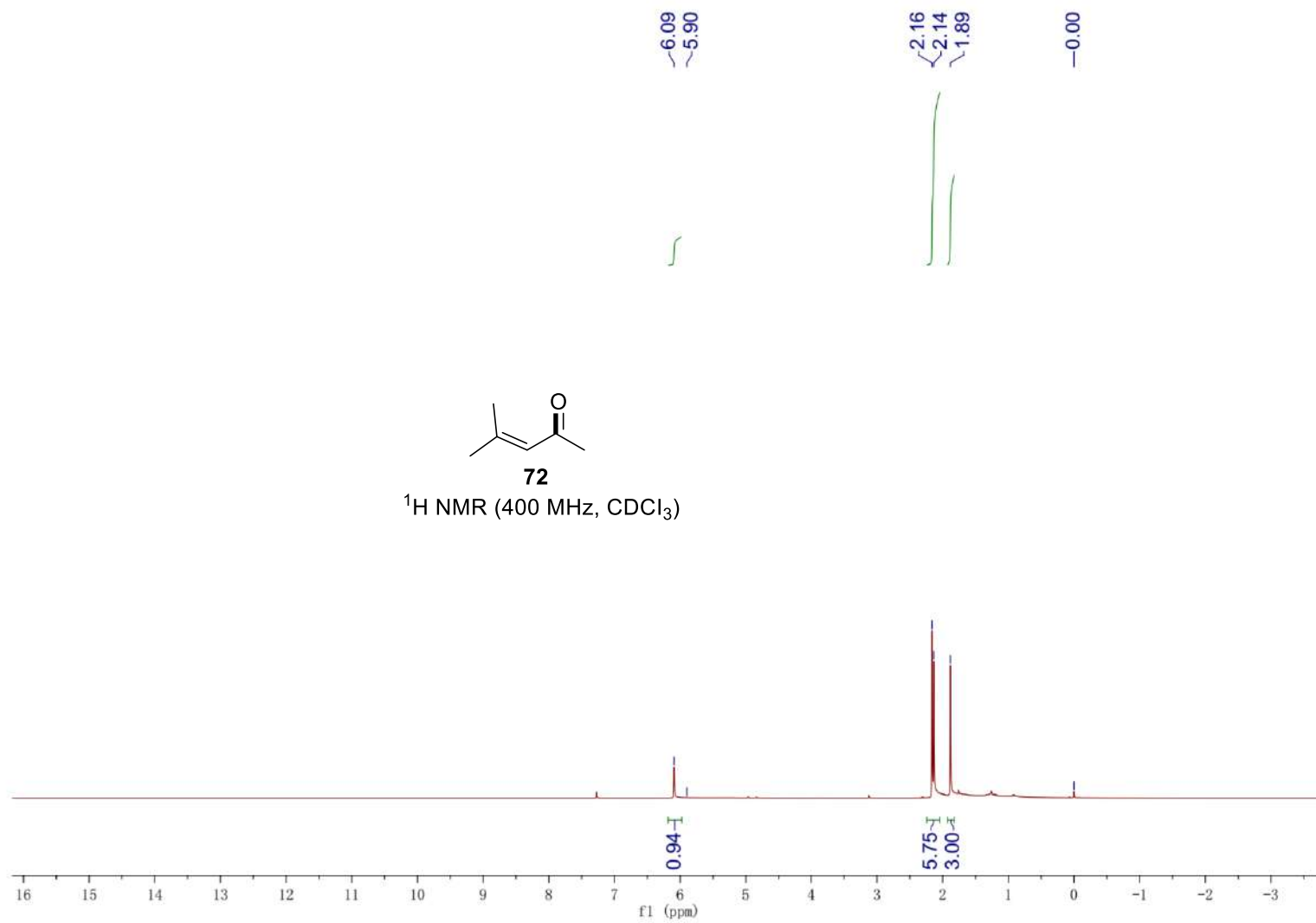
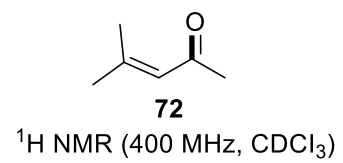


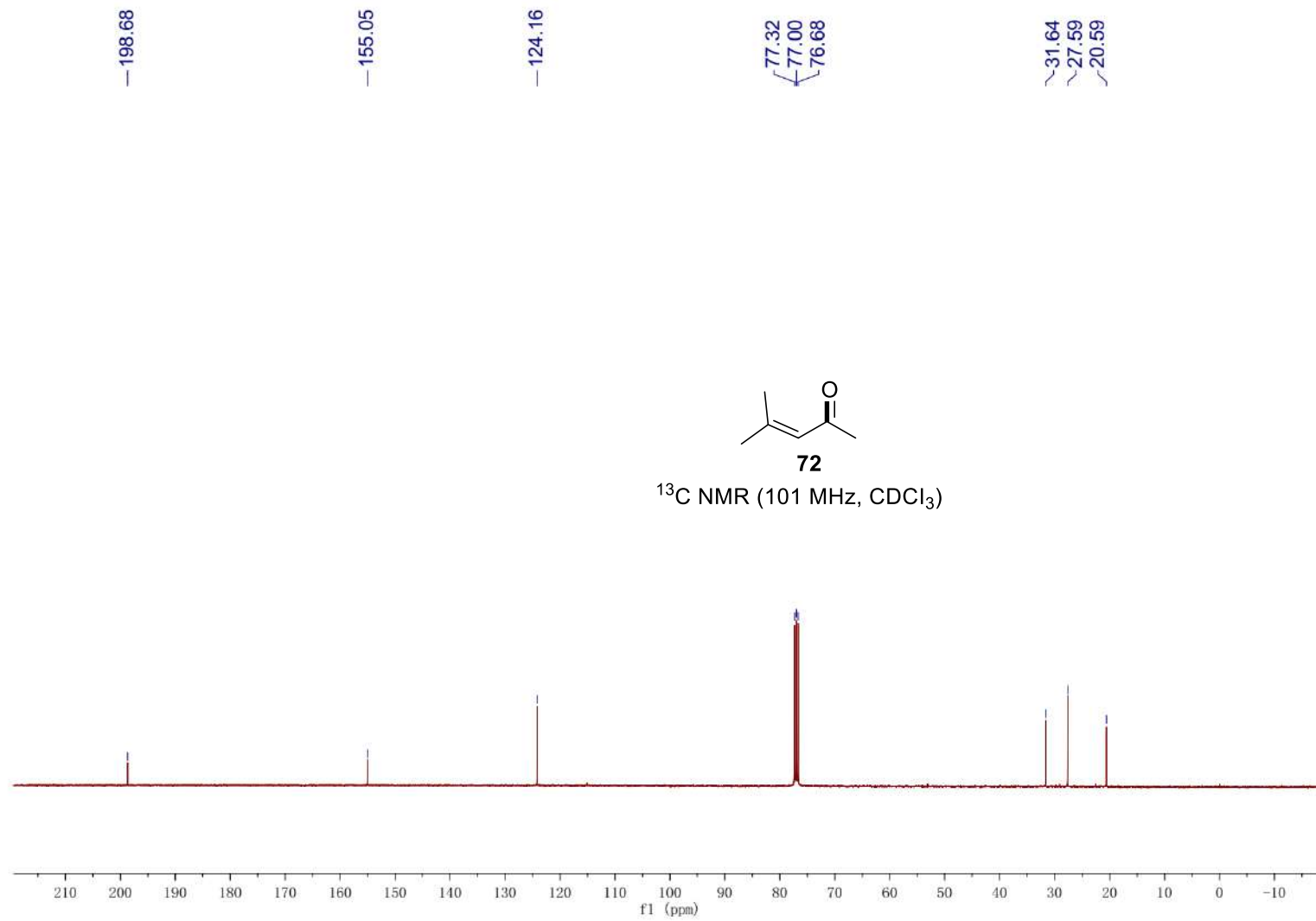


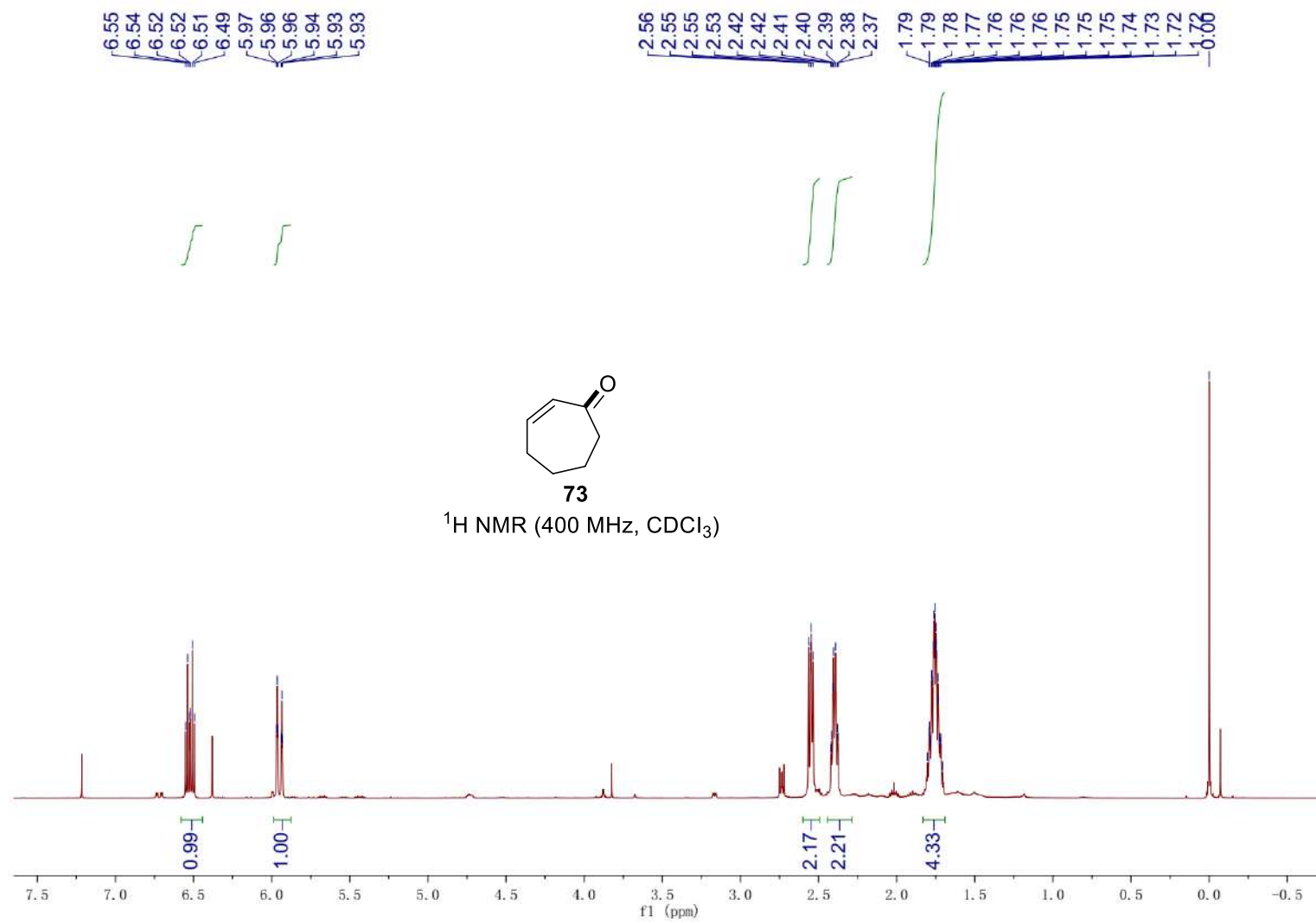


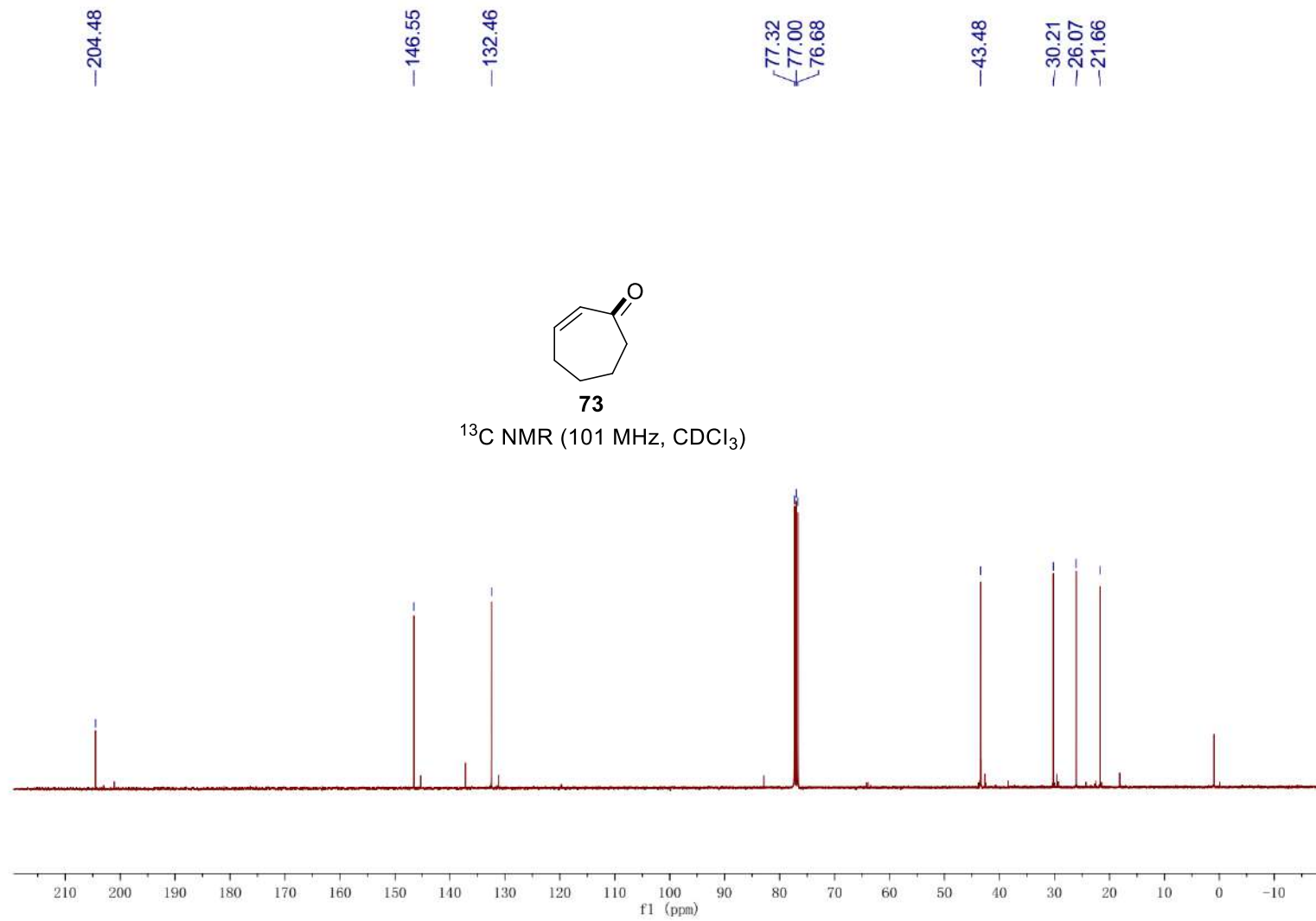


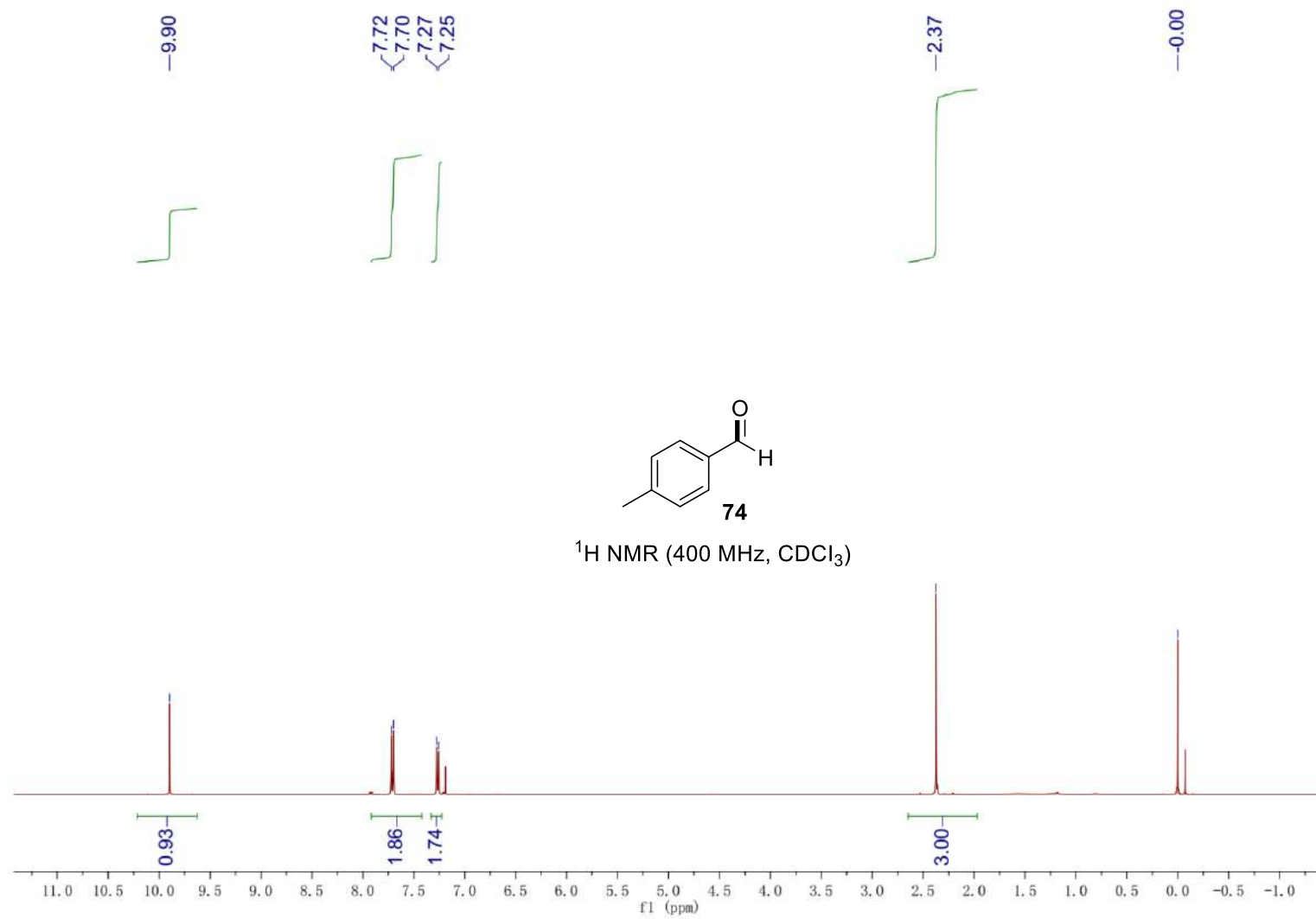


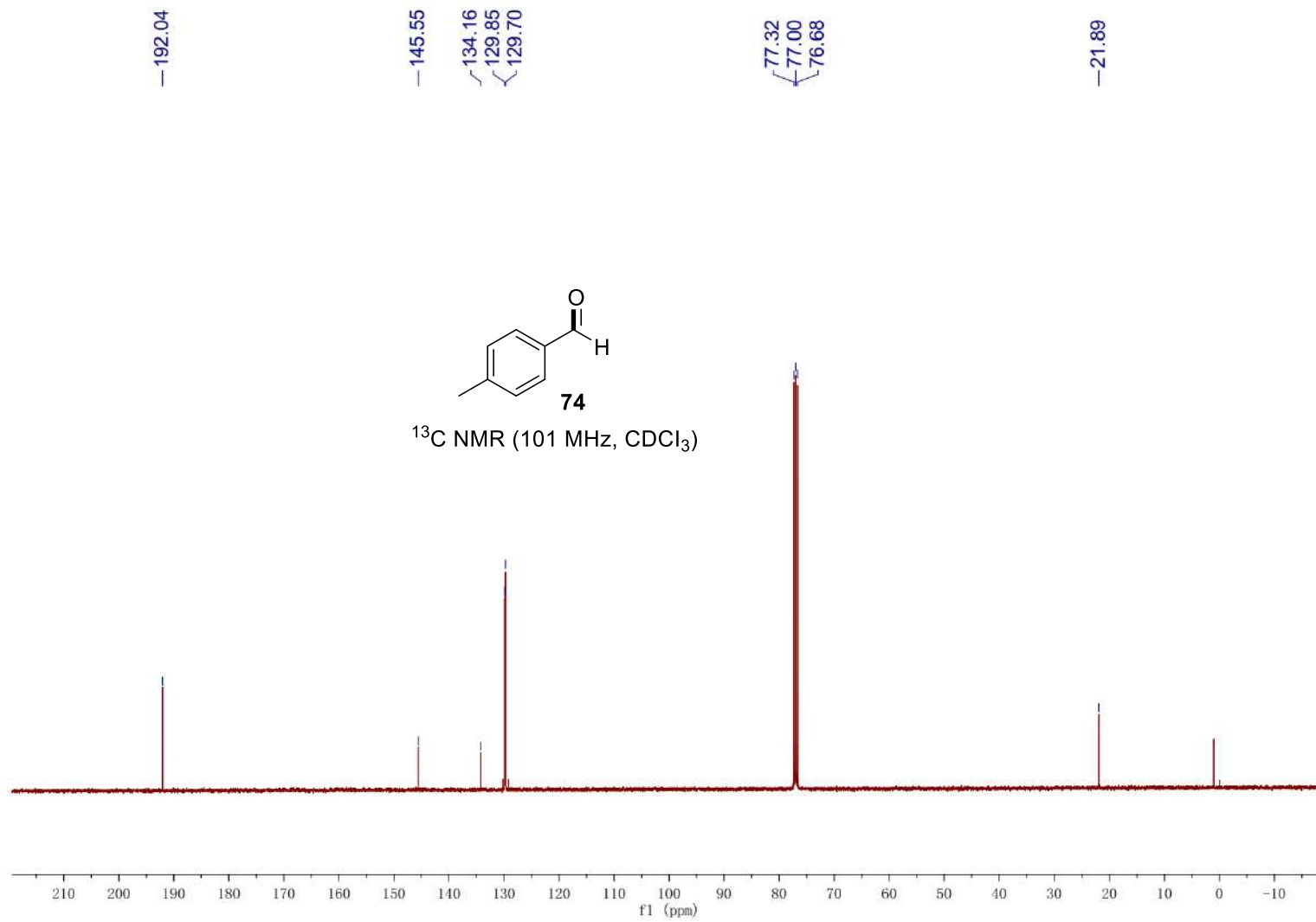


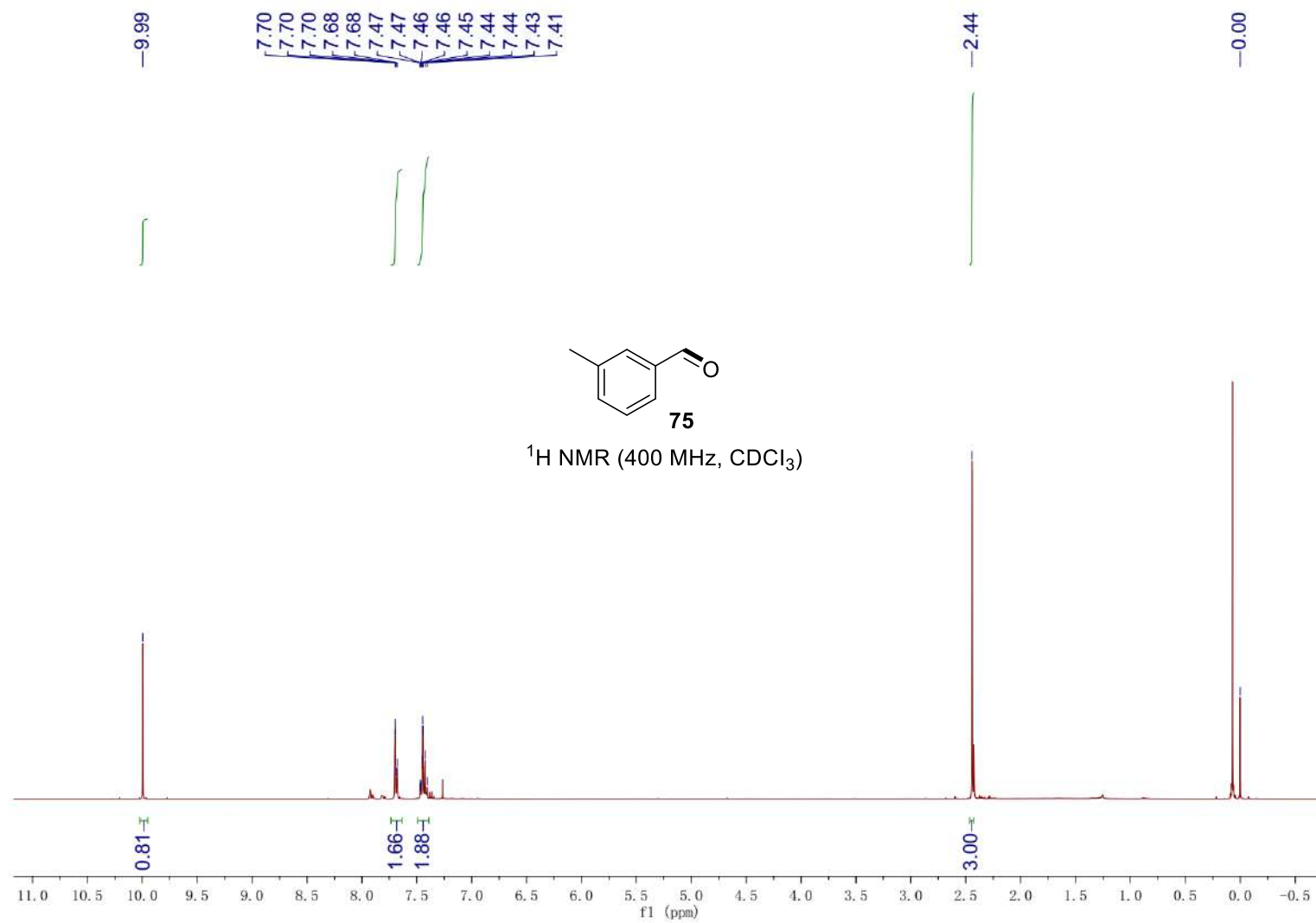


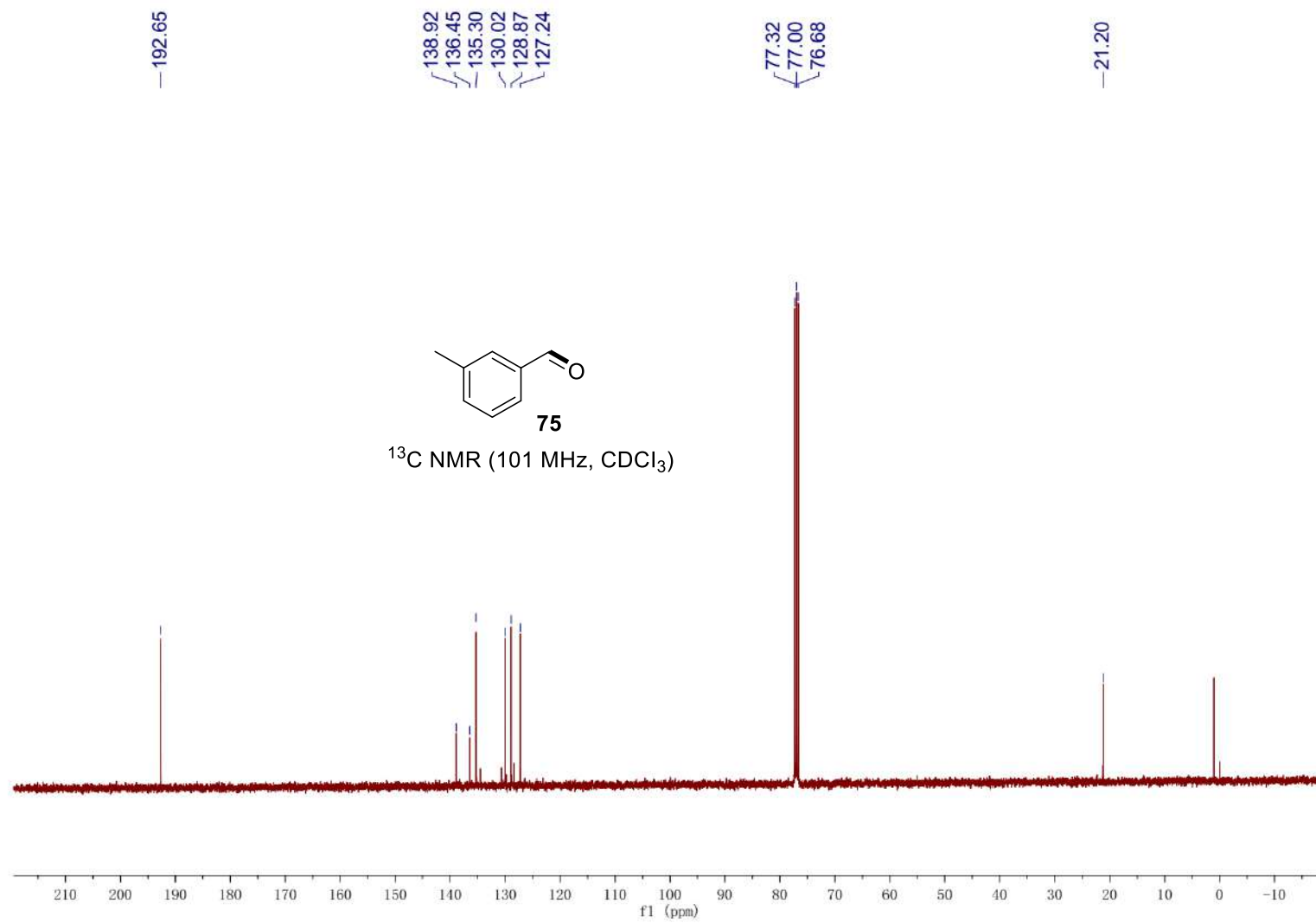


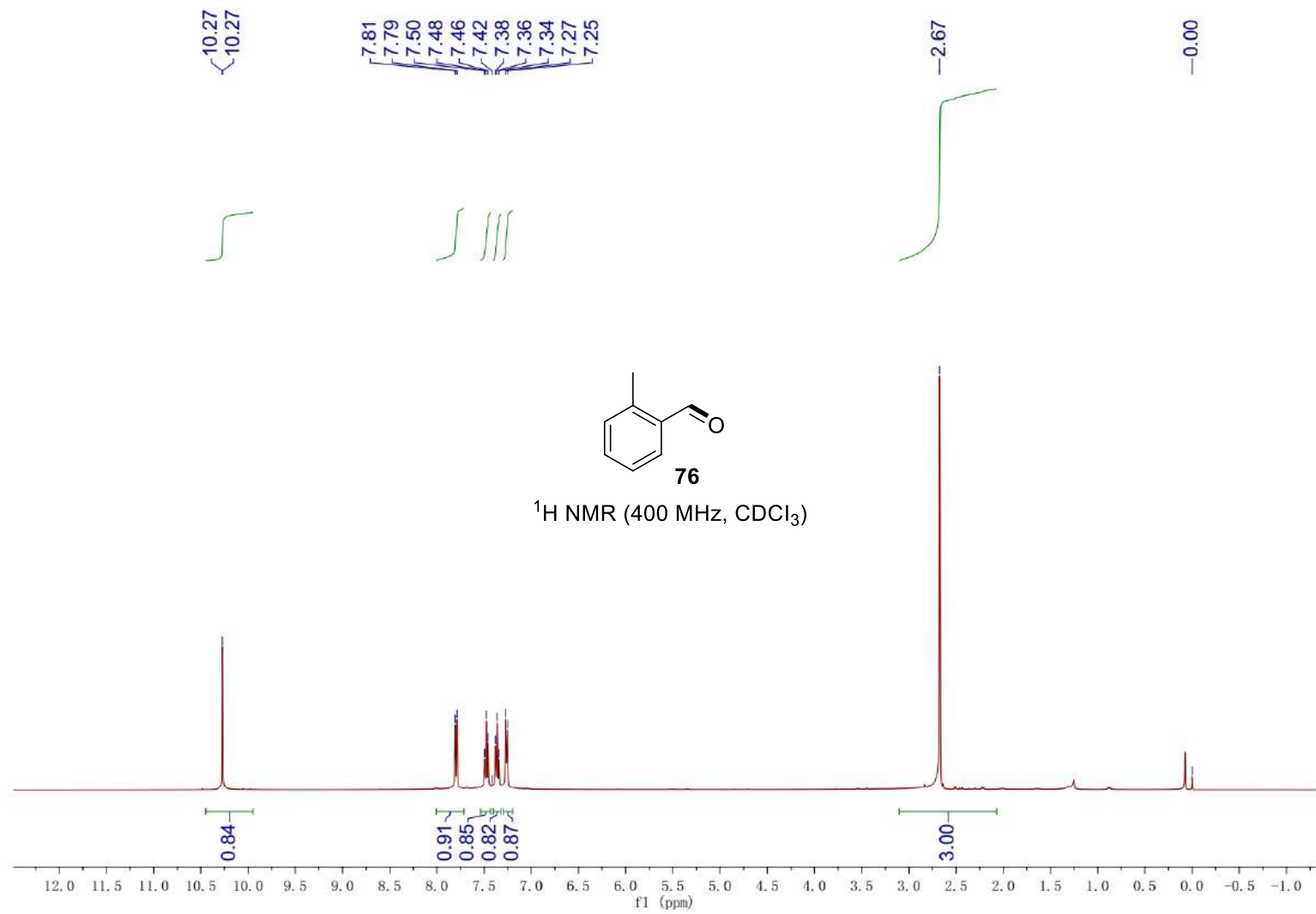


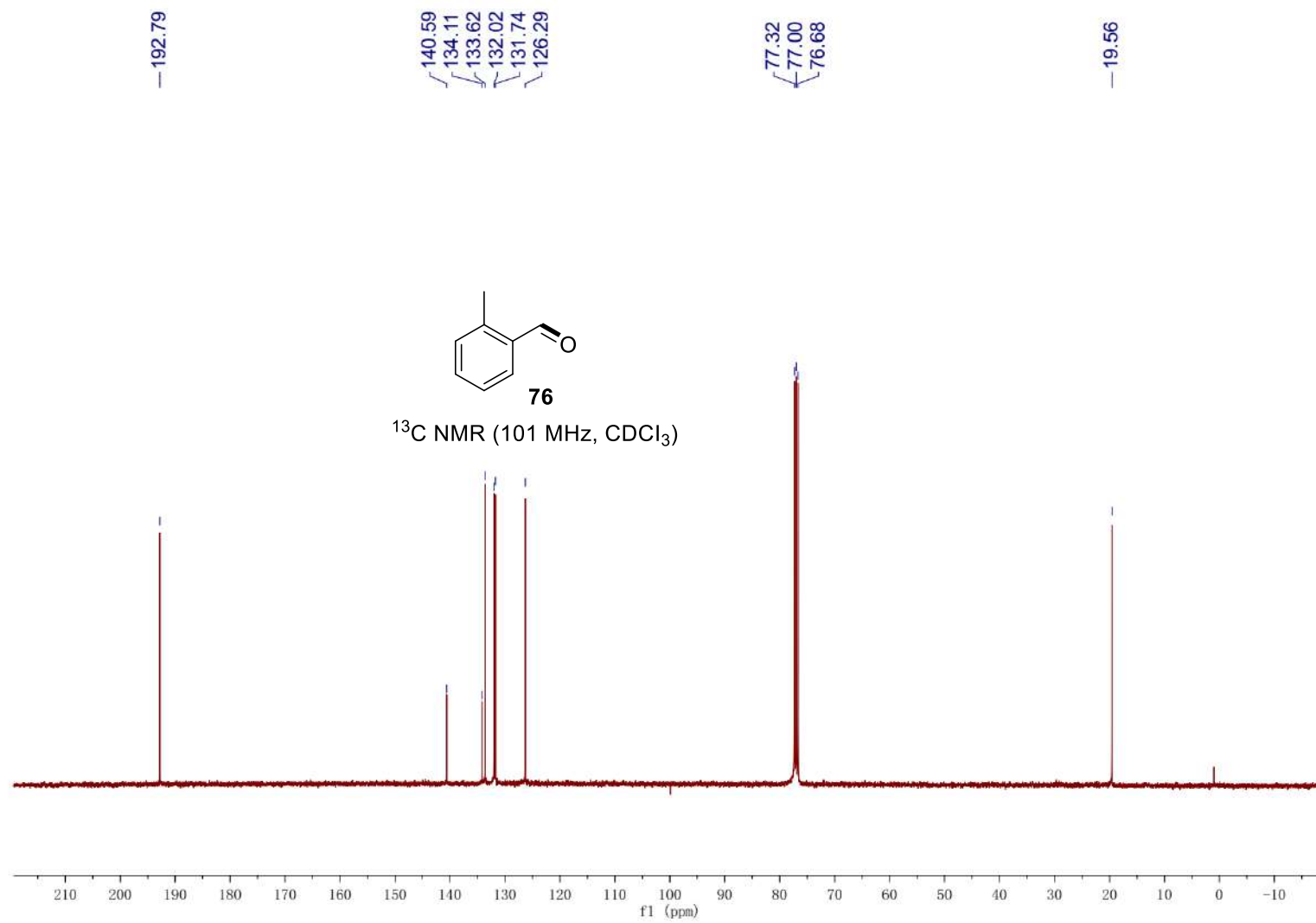


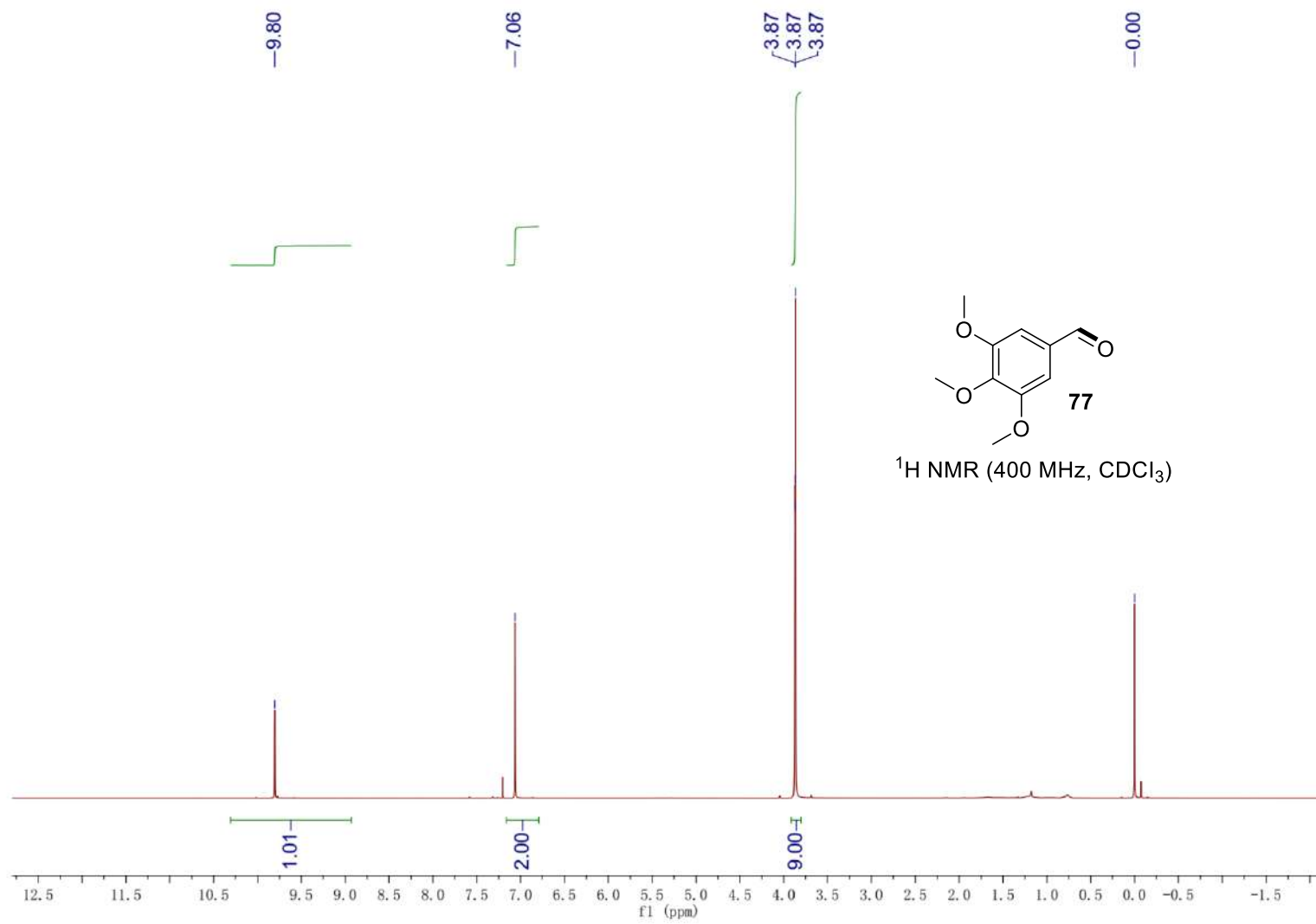


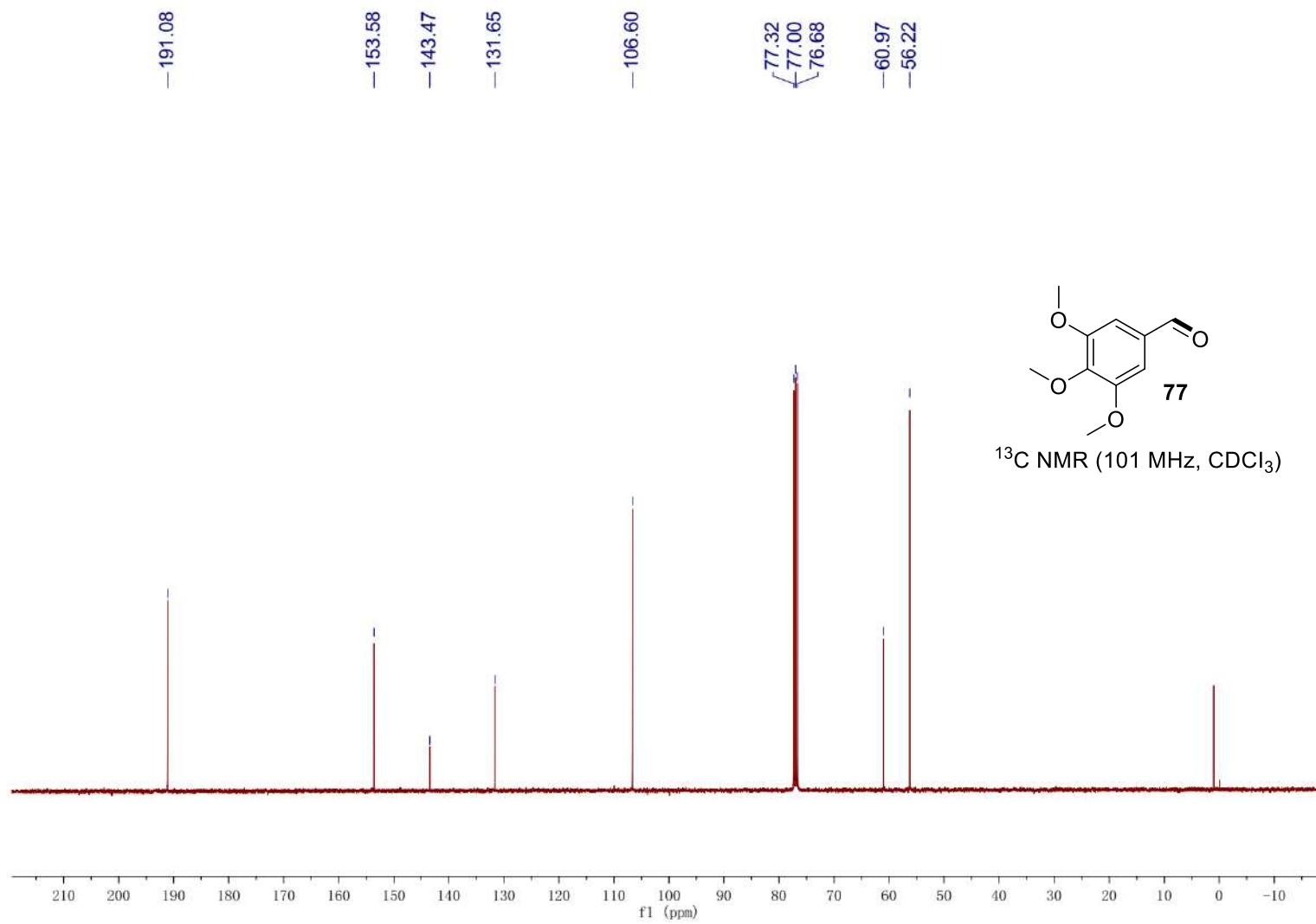


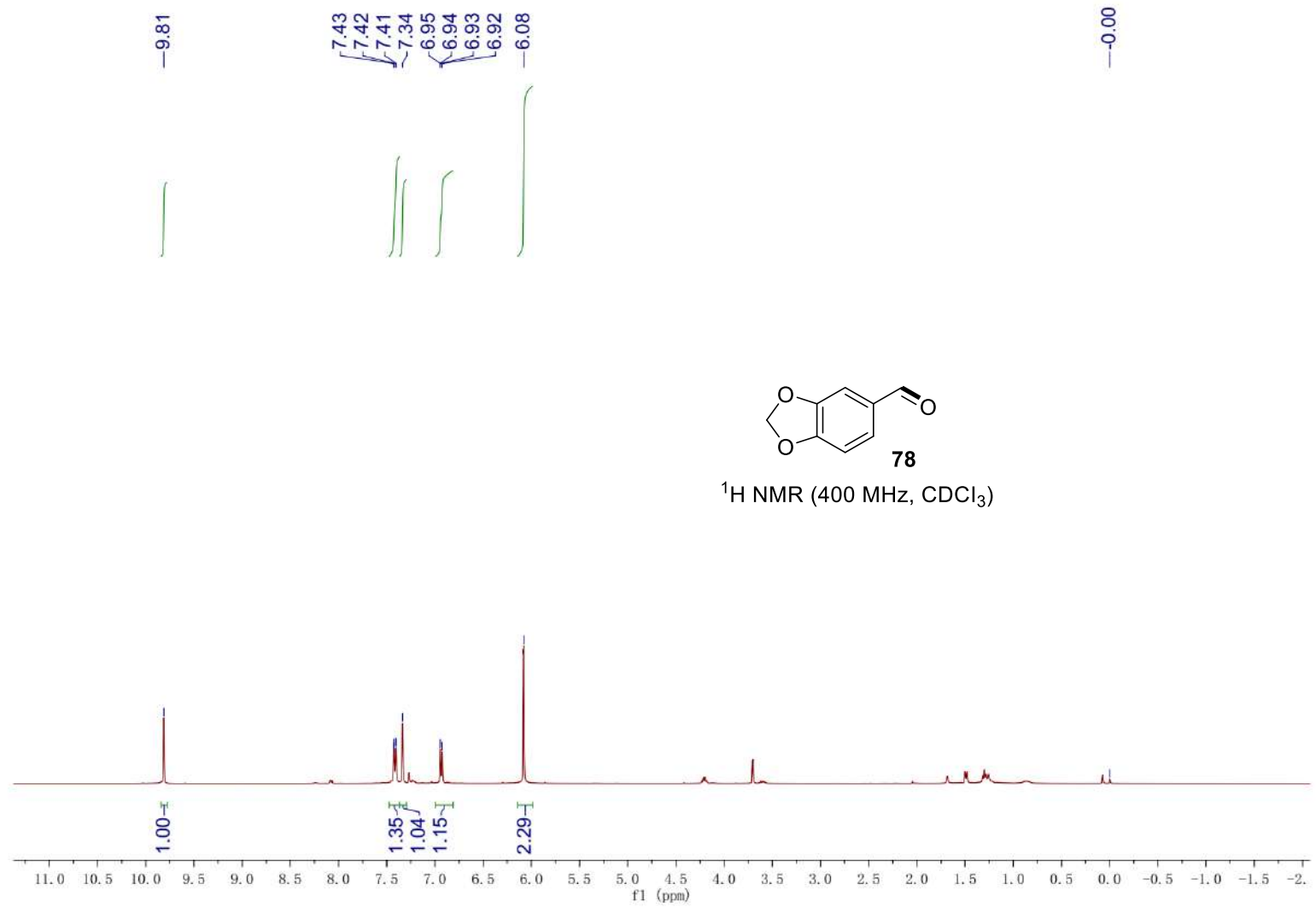


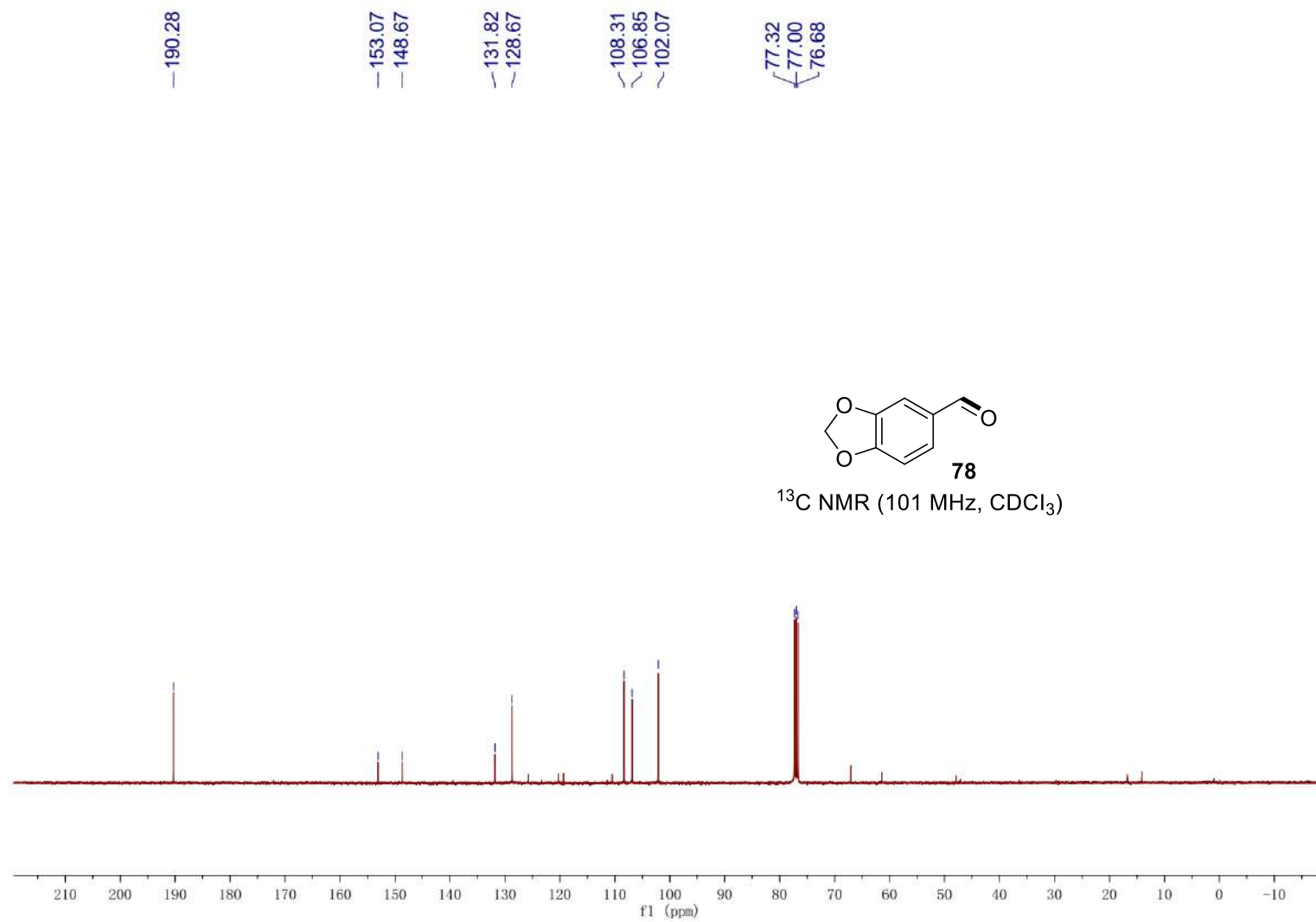


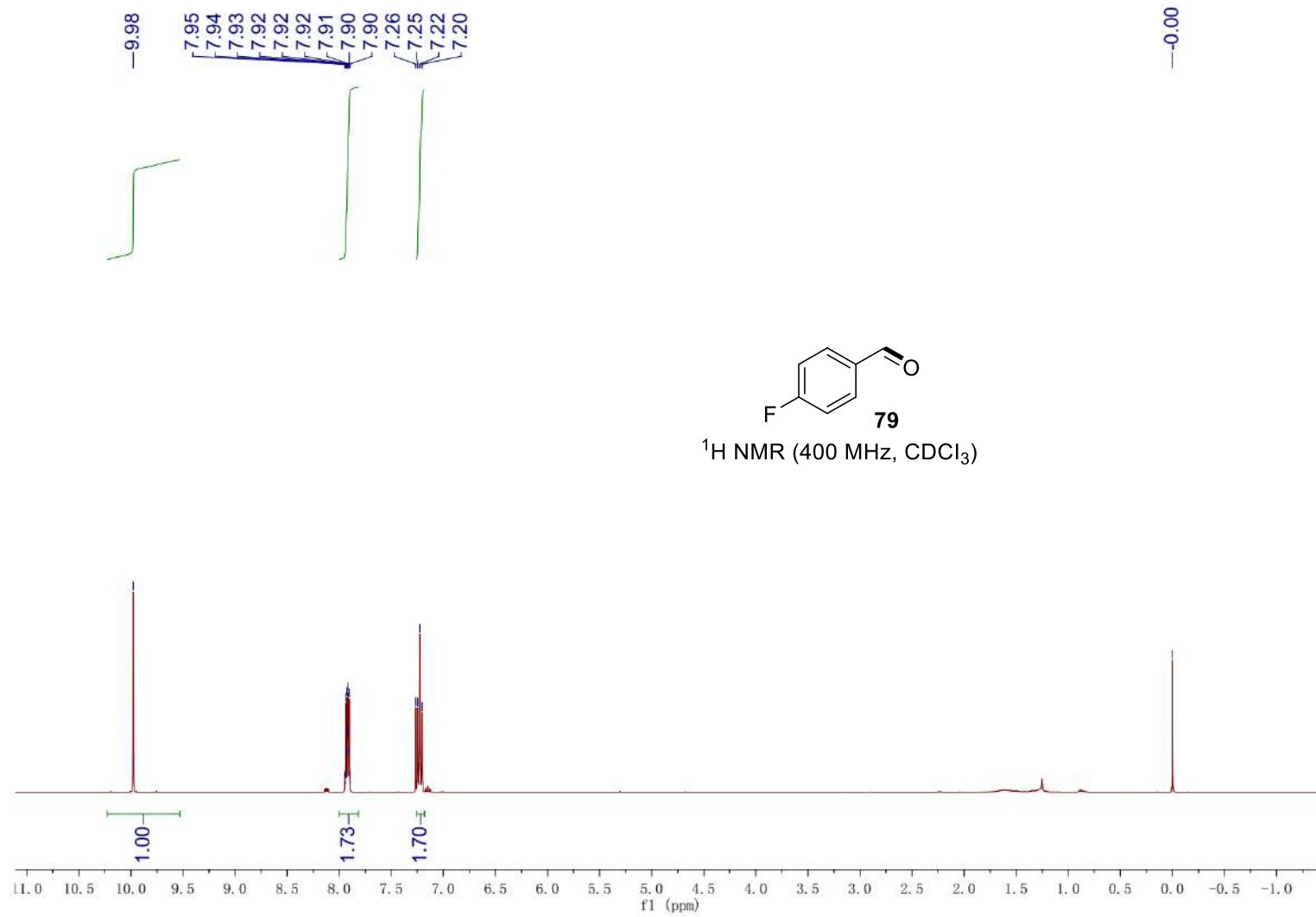


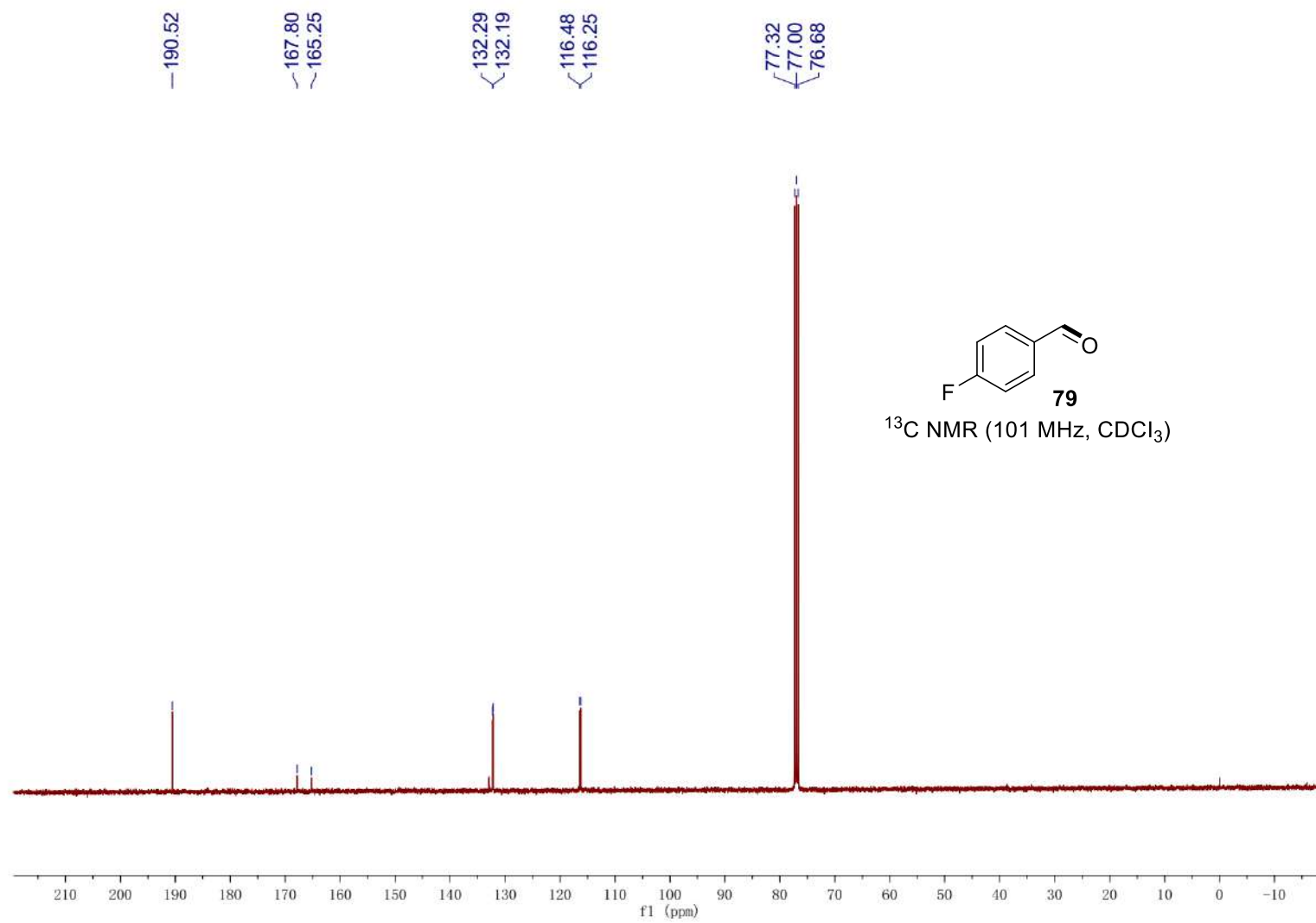


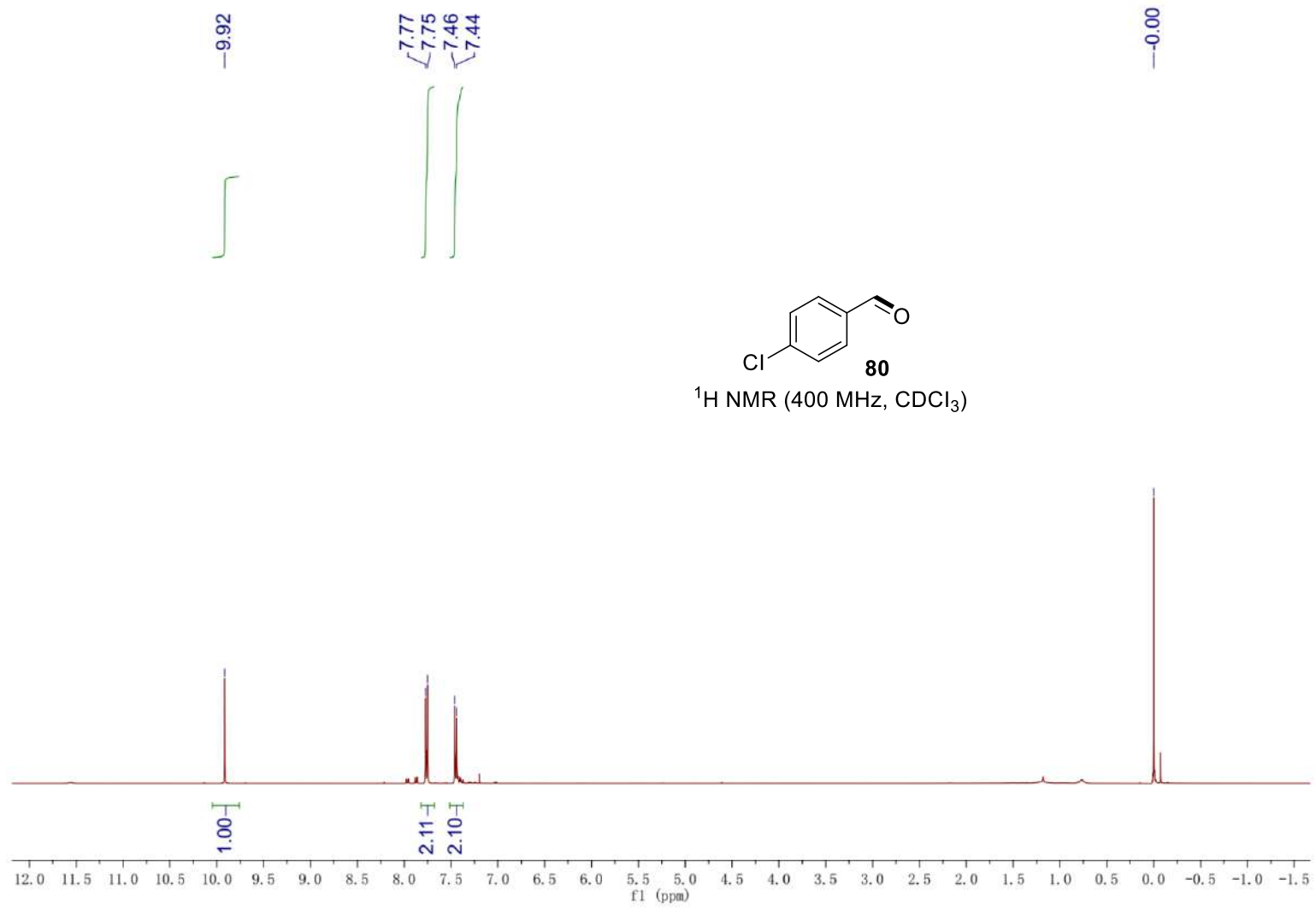


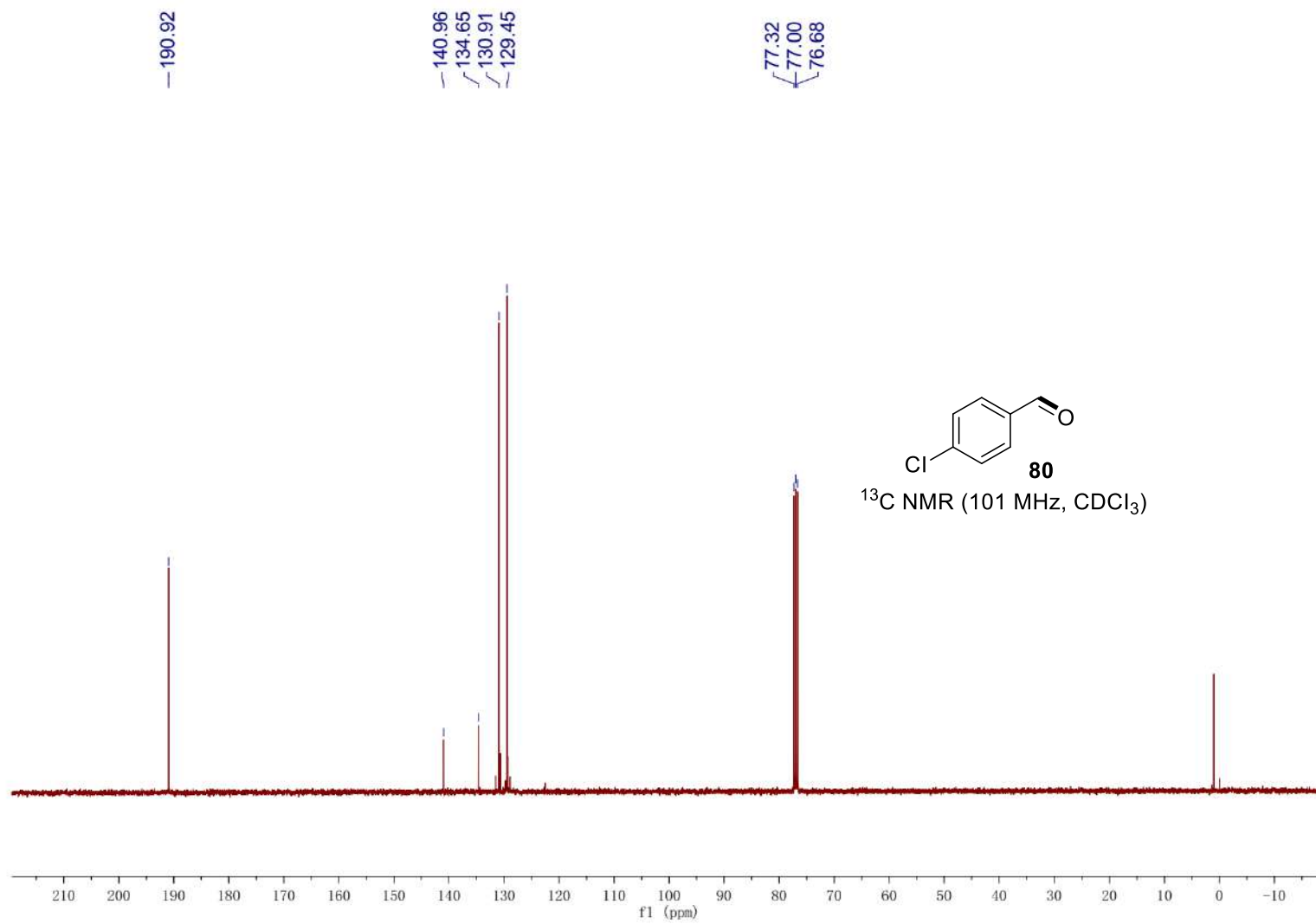


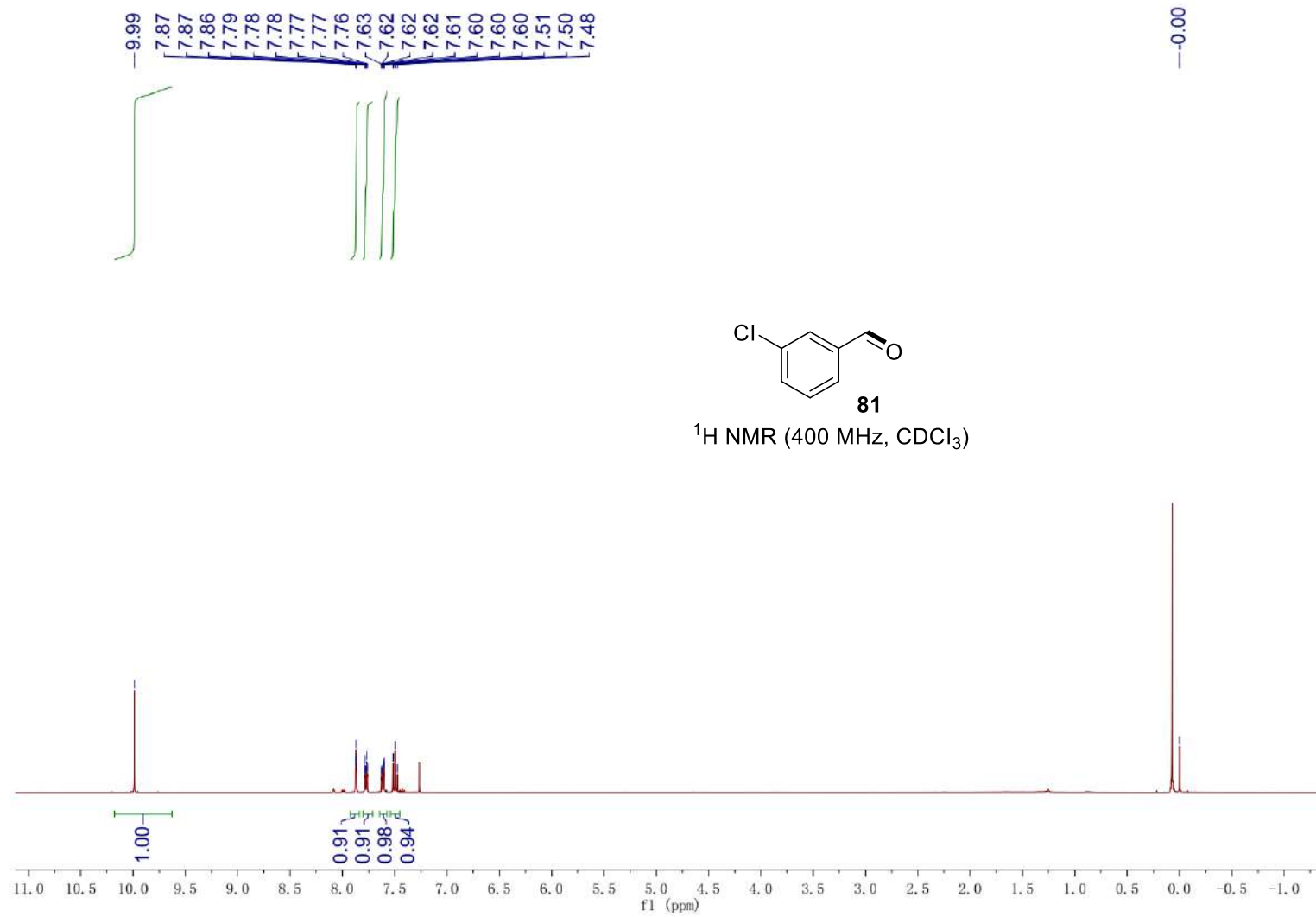


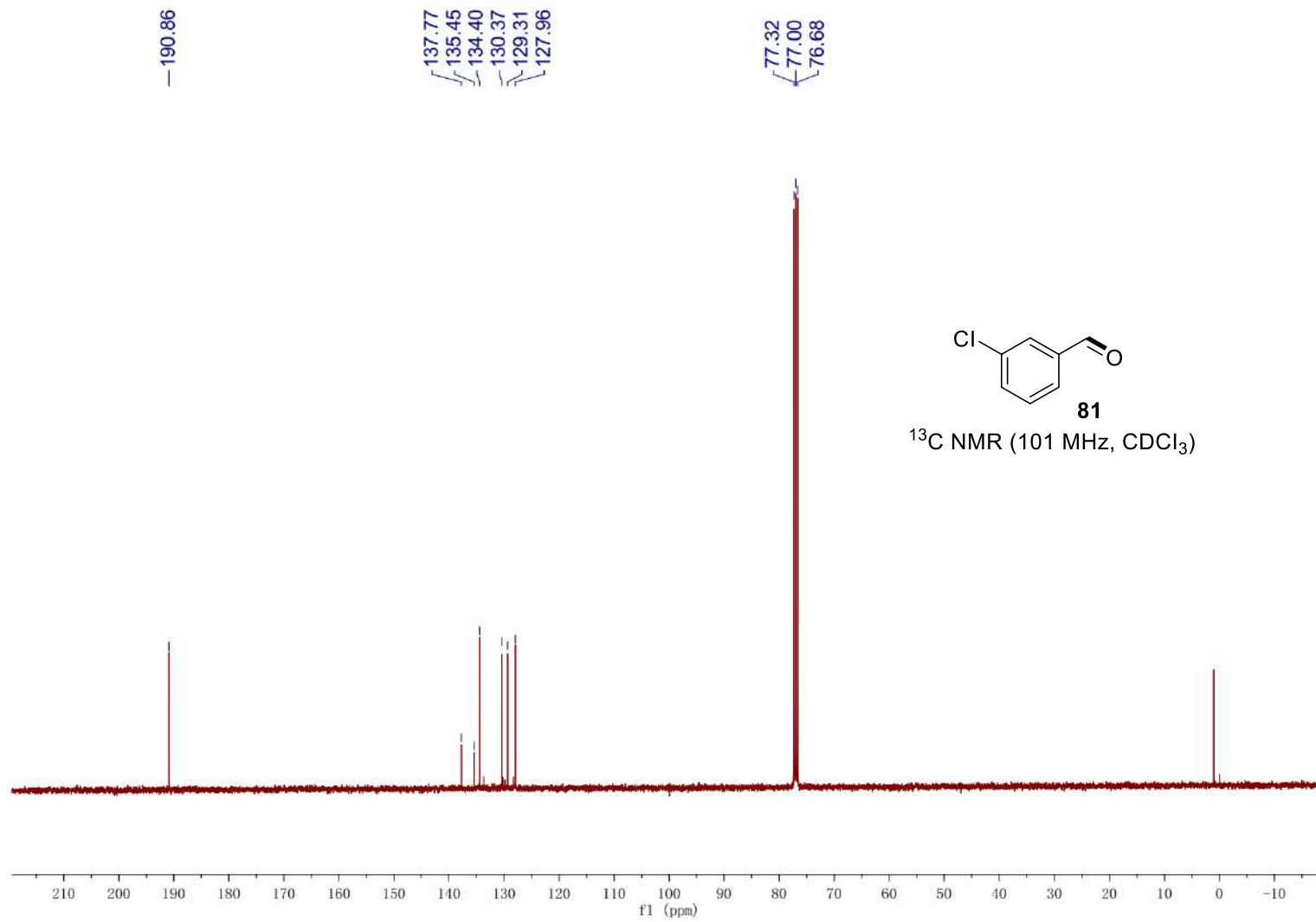


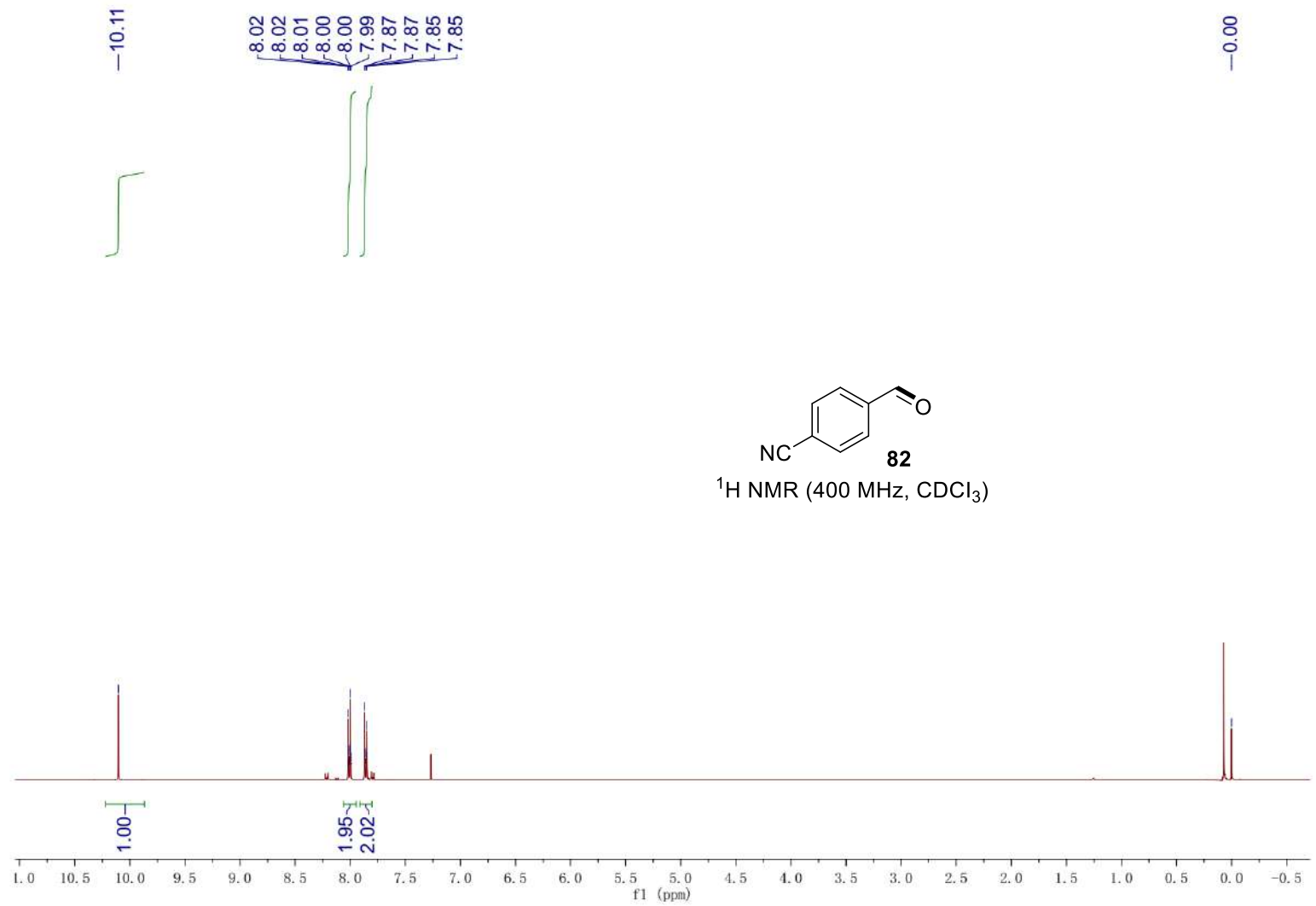


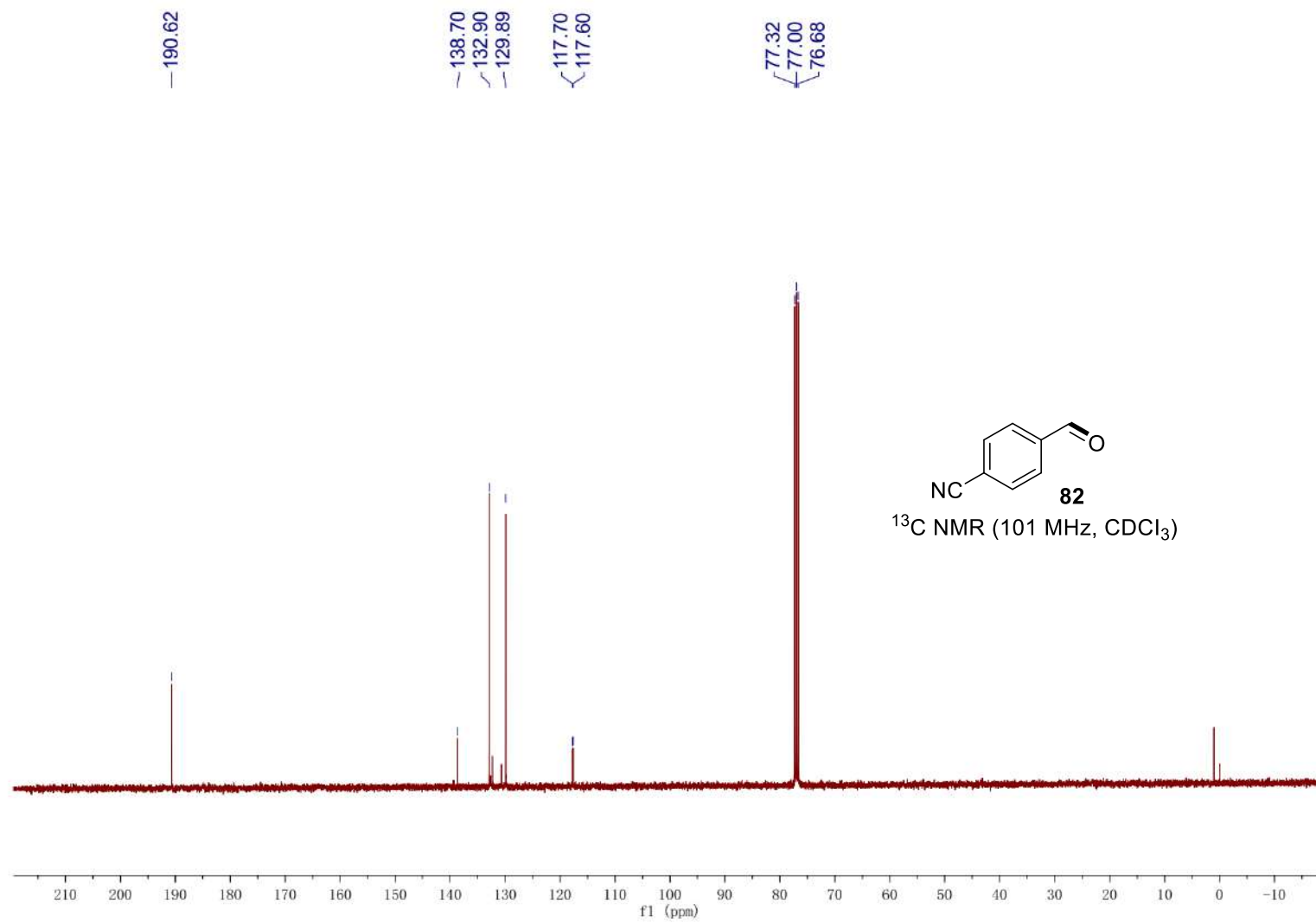


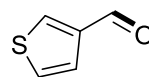












83

¹H NMR (400 MHz, CDCl₃)

