

Supporting Information

Reticular chemistry-aided Effective Design of New Second-Order Nonlinear Optical Selenites

Qian Li,^{#[a]} Yi Zheng,^{#[a]} Hongping Wu,^[a] Zhanggui Hu,^[a] Jiyang Wang,^[a] Yicheng Wu,^[a] and
Hongwei Yu,^{*[a]}

^a Tianjin Key Laboratory of Functional Crystal Materials, Institute of Functional Crystal, College of Materials Science and Engineering, Tianjin University of Technology, Tianjin, 300384, China

[#]These authors contributed equally.

To whom correspondence should be addressed: yuhw@email.tjut.edu.cn

CONTENTS

Experimental Section	3
Table S1. Crystallographic Data for This Series of Compounds	5
Table S2. Atomic coordinates, equivalent isotropic displacement parameters and BVS for compounds $AM_3[SeO_3]_2[Se_2O_5]_3$ ($A=K^+/Rb^+/Cs^+$) ($M=Al^{3+}/Ga^{3+}/In^{3+}$)	8
Table S3. Selected bond distances (Å) and angles (deg) for compounds $AM_3[SeO_3]_2[Se_2O_5]_3$ ($A=K^+/Rb^+/Cs^+$) ($M=Al^{3+}/Ga^{3+}/In^{3+}$)	11
Table S4. Anisotropic displacement parameters for $AM_3[SeO_3]_2[Se_2O_5]_3$ ($A=K^+/Rb^+/Cs^+$) ($M=Al^{3+}/Ga^{3+}/In^{3+}$).	25
Table S5. The alkali metal main group selenite has been reported.....	28
Table S6. The dipole moments of AlO_6 , GaO_6 , InO_6 and SeO_3 units in $CsAl_3(SeO_3)_2(Se_2O_5)_3$, $CsGa_3(SeO_3)_2(Se_2O_5)_3$ and $CsIn_3(SeO_3)_2(Se_2O_5)_3$	29
Table S7. Flexibility index F of the anionic group of $CsAl_3(SeO_3)_2(Se_2O_5)_3$, $CsGa_3(SeO_3)_2(Se_2O_5)_3$ and $CsIn_3(SeO_3)_2(Se_2O_5)_3$	30
Figure S1. The synthesized sample and calculated PXRD patterns of $KAl_3(SeO_3)_2(Se_2O_5)_3$, $RbAl_3(SeO_3)_2(Se_2O_5)_3$, $KGa_3(SeO_3)_2(Se_2O_5)_3$ and $RbGa_3(SeO_3)_2(Se_2O_5)_3$	31
Figure S2. TG curves and the XRD patterns of residues after TG of $CsAl_3(SeO_3)_2(Se_2O_5)_3$, $CsGa_3(SeO_3)_2(Se_2O_5)_3$ and $CsIn_3(SeO_3)_2(Se_2O_5)_3$	32
Figure S3. Ball-and-stick representations of the network of GaO_6 octahedra and SeO_3 groups in $AGa(SeO_3)_2$ ($A=Li/Na/K/Cs$).	33
Figure S4. Thickness of crystals $CsAl_3(SeO_3)_2(Se_2O_5)_3$, $CsGa_3(SeO_3)_2(Se_2O_5)_3$ and $CsIn_3(SeO_3)_2(Se_2O_5)_3$	34
Figure S5. Phase-matching curves of $CsAl_3(SeO_3)_2(Se_2O_5)_3$, $CsGa_3(SeO_3)_2(Se_2O_5)_3$ and $CsIn_3(SeO_3)_2(Se_2O_5)_3$	35
Figure S6. The calculated band structure of $CsAl_3(SeO_3)_2(Se_2O_5)_3$, $CsGa_3(SeO_3)_2(Se_2O_5)_3$ and $CsIn_3(SeO_3)_2(Se_2O_5)_3$	36
Figure S7. The curves of phase-matching wavelength regions and refractive index dispersion in $CsAl_3(SeO_3)_2(Se_2O_5)_3$, $CsGa_3(SeO_3)_2(Se_2O_5)_3$ and $CsIn_3(SeO_3)_2(Se_2O_5)_3$	37
References	38

Experimental Section

Reagents

Caution: Researchers should use protective measures when working with toxic SeO_2 .

All experimental reagents were obtained from Aladdin and were not further processed: SeO_2 (Aladdin, 98.00%), Al_2O_3 (Aladdin, 99.99%), Ga_2O_3 (Aladdin, 99.99%), In_2O_3 (Aladdin, 99.99%), K_2CO_3 (Aladdin, 99.9%), Cs_2CO_3 (Aladdin, 99.9%) and Rb_2CO_3 (Aladdin, 99.9%) were used as received.

Syntheses

As mentioned above, the crystals of the reported compounds were prepared by standard solid-state reactions. The crystals of $\text{AM}_3(\text{SeO}_3)_2(\text{Se}_2\text{O}_5)_3$ ($A=\text{K}^+/\text{Rb}^+/\text{Cs}^+$) ($M=\text{Al}^{3+}/\text{Ga}^{3+}/\text{In}^{3+}$) were prepared with a mixture of K_2CO_3 ($\text{Rb}_2\text{CO}_3/\text{Cs}_2\text{CO}_3$), SeO_2 and Al_2O_3 ($\text{Ga}_2\text{O}_3/\text{In}_2\text{O}_3$) in ratios of $\text{K}_2\text{CO}_3/\text{Rb}_2\text{CO}_3/\text{Cs}_2\text{CO}_3$: SeO_2 : $\text{Al}_2\text{O}_3/\text{Ga}_2\text{O}_3/\text{In}_2\text{O}_3 = 0.5$: 8: 1.5. The reaction mixture was introduced into a fused silica tube that was subsequently evacuated and sealed. For $\text{AAI}_3(\text{SeO}_3)_2(\text{Se}_2\text{O}_5)_3$ ($A=\text{K}^+/\text{Rb}^+/\text{Cs}^+$), gradually heat the tube to 400 °C for 36 h, then slowly cool to 300 °C at 3 K h⁻¹, and then the furnace was turned off. For $\text{AGa}_3(\text{SeO}_3)_2(\text{Se}_2\text{O}_5)_3$ ($A=\text{K}^+/\text{Rb}^+/\text{Cs}^+$), gradually heat the tube to 200 °C for 36 h, then slowly cool to 100 °C at 3 K h⁻¹, and then the furnace was turned off. For $\text{CsIn}_3(\text{SeO}_3)_2(\text{Se}_2\text{O}_5)_3$, gradually heat the tube to 230 °C for 36 h, then slowly cool to 130 °C at 3 K h⁻¹, and then the furnace was turned off. Finally, their crystals were obtained. Colorless crystals of $\text{KAl}_3[\text{SeO}_3]_2[\text{Se}_2\text{O}_5]_3$, $\text{RbAl}_3[\text{SeO}_3]_2[\text{Se}_2\text{O}_5]_3$, $\text{CsAl}_3[\text{SeO}_3]_2[\text{Se}_2\text{O}_5]_3$, $\text{KGa}_3[\text{SeO}_3]_2[\text{Se}_2\text{O}_5]_3$, $\text{RbGa}_3[\text{SeO}_3]_2[\text{Se}_2\text{O}_5]_3$, $\text{CsGa}_3[\text{SeO}_3]_2[\text{Se}_2\text{O}_5]_3$ and $\text{CsIn}_3[\text{SeO}_3]_2[\text{Se}_2\text{O}_5]_3$ were obtained in the yields (based on SeO_2) of 87%, 90%, 97%, 92%, 88%, 91% and 95%, respectively. These compounds were all stable in the air for several months.

Polycrystalline samples of the above compounds could be easily synthesized by heating stoichiometric mixtures sealed in an evacuated silica tube at 400K/200k/230k for 1 days. The samples melted into smooth balls, and the uniformity between the powder X-ray diffraction (PXRD) patterns of as-synthesized samples and simulated patterns indicated the high purity of the target samples.

Crystallographic Determination

Single crystal X-ray diffraction experiments were conducted at 273-296 K on a Bruker-APEX III CCD diffractometer with Mo K α radiation ($\lambda = 0.71073\text{\AA}$)¹. The calculations were implemented with programs from the SHELXTL crystallographic software package. The crystal structures were solved by direct methods with the SHELXS². All atoms were refined using full-matrix least-squares techniques, final least-squares refinement was on F_o^2 with data having $F_o^2 \geq 2\sigma(F_o^2)$. The final structures were checked with PLATON, and no other higher symmetry elements were found³. In Table S1, crystal parameters and structural refinement were listed. The crystallographic data including bond lengths and angles and final atomic coordinates and equivalent isotropic displacement parameters are listed in Table S2-S3, respectively. CCDC 2373771 contain the supplementary crystallographic data for $\text{KAl}_3(\text{SeO}_3)_2(\text{Se}_2\text{O}_5)_3$; CCDC 2373774 contain the supplementary crystallographic data for $\text{RbAl}_3(\text{SeO}_3)_2(\text{Se}_2\text{O}_5)_3$; CCDC 2373768 contain the supplementary crystallographic data for $\text{CsAl}_3(\text{SeO}_3)_2(\text{Se}_2\text{O}_5)_3$; CCDC 2373772 contain the supplementary crystallographic data for $\text{KGa}_3(\text{SeO}_3)_2(\text{Se}_2\text{O}_5)_3$; CCDC 2373773 contain the supplementary crystallographic data for $\text{RbGa}_3(\text{SeO}_3)_2(\text{Se}_2\text{O}_5)_3$; CCDC 2373769 contain the supplementary crystallographic data for $\text{CsGa}_3(\text{SeO}_3)_2(\text{Se}_2\text{O}_5)_3$; CCDC 2373770 contain the supplementary crystallographic data for $\text{CsIn}_3(\text{SeO}_3)_2(\text{Se}_2\text{O}_5)_3$.

Powder X-ray diffraction

The powder XRD (PXRD) measurement results were obtained from an automated SmartLab 3KW powder X-ray diffractometer using Cu-K α radiation ($\lambda = 1.54057 \text{ \AA}$) at room temperature. The data acquisition parameters were set as the 2θ range $10\text{-}70^\circ$ with a step width size of 0.01° and a step time of 2s. The powder XRD patterns for $AM_3(\text{SeO}_3)_2(\text{Se}_2\text{O}_5)_3$ ($A=\text{K}^+/\text{Rb}^+/\text{Cs}^+$) ($M=\text{Al}^{3+}/\text{Ga}^{3+}/\text{In}^{3+}$) are shown in Fig.1 and Fig. S1. The measurement results show that the PXRD patterns of the as-synthesized samples match the calculated ones derived from their single crystal data. The results of refining powder by the Rietveld method are in reasonable ranges, indicating the high purity and crystallinity of the as-prepared samples. Powder XRD patterns of the remaining four examples of compounds were placed in the supporting information.

Thermal stability

A NETZSCH STA 449F5 was used to obtain the thermal habits of the compounds under flowing nitrogen gas. The sample was heated at a rate of $5 \text{ }^\circ\text{C min}^{-1}$ from 40 to $900 \text{ }^\circ\text{C}$ in a Pt crucible and cooled down $40 \text{ }^\circ\text{C}$ at a rate of $5 \text{ }^\circ\text{C min}^{-1}$.

Infrared spectroscopy

The IR spectra were measured on a Varian 1000 FT-IR spectrometer in the range of $400\text{-}4000 \text{ cm}^{-1}$, with the sample embedded in a KBr matrix.

UV-Vis-NIR Diffuse reflectance

The UV-Vis-NIR diffuse reflectance spectra were recorded in the range of $200 - 2000 \text{ nm}$ using a Shimadzu SolidSpec-3700DUV spectrophotometer at room temperature. BaSO_4 was utilized as the standard. Absorption (K/S) data were also calculated from the following Kubelka-Munk function: $F(R) = (1-R)^2/2R = K/S$, where R represents the reflectance, K represents the absorption, and S represents the scattering factor.

Power SHG measurement

The SHG response for compounds $\text{CsM}_3(\text{SeO}_3)_2(\text{Se}_2\text{O}_5)_3$ ($M=\text{Al}^{3+}/\text{Ga}^{3+}/\text{In}^{3+}$) were measured by a Nd: YAG laser at an optical wavelength of 1064 nm according to the Kurtz-Perry method^[5]. The polycrystalline samples of compounds were ground and sieved into different particle size ranges: $53\text{-}75$, $75\text{-}106$, $106\text{-}120$, $120\text{-}150$, $150\text{-}180$, and $180\text{-}250 \mu\text{m}$. The SHG efficiency of the compounds $\text{CsM}_3(\text{SeO}_3)_2(\text{Se}_2\text{O}_5)_3$ ($M=\text{Al}^{3+}/\text{Ga}^{3+}/\text{In}^{3+}$) powder were compared to that of KDP sample, that was ground and sieved into the same particle size ranges.

Computational Methods

The electronic structure calculations were executed by first principles calculation in the CASTEP program.^{4,5} The exchange correlation functional was calculated by the Perdew-Burke-Ernzerhof (PBE) functional within the generalized gradient approximation (GGA).⁶⁻⁸ The following orbital electrons were considered as valence electrons: Cs $5s^25p^66s^1$, Al $3s^23p^1$, Ga $3d^{10}4s^24p^1$, In $4d^{10}5s^25p^1$, Se $4s^24p^4$, O $2s^22p^4$. To achieve energy convergence, a plane-wave basis set energy cutoff of 860 eV , corresponding Monkhorst-Pack k-point schemes were chosen $4 \times 4 \times 4$.⁹ As important parameters for NLO crystals, the birefringence was also calculated with suitable scissor operators.

Table S1. Crystallographic Data for This Series of Compounds

Chemical formula	$\text{KAl}_3(\text{SeO}_3)_2(\text{Se}_2\text{O}_5)_3$	$\text{RbAl}_3(\text{SeO}_3)_2(\text{Se}_2\text{O}_5)_3$	$\text{CsAl}_3(\text{SeO}_3)_2(\text{Se}_2\text{O}_5)_3$
------------------	---	--	--

Formula weight	1087.70	1134.09	1181.51
Temperature		293K(2)	
Crystal system		Hexagonal	
Space group, Z		$P\bar{6}2c, 2$	
Unit cell dimensions	a = 10.2440(2) Å c = 10.3324(3) Å	a = 10.3122(7) Å c = 10.3332(10) Å	a = 10.4188(6) Å c = 10.3323(9) Å
Volume / Å ³	939.20(5) Å ³	951.63(16) Å ³	971.32(11) Å ³
Density (Mg/cm ³)	3.847	3.958	4.040
Absorption coefficient /mm ⁻¹	16.038	18.148	17.137
Reflections collected	7157	4677	7281
Completeness to	100.0 %	100.0 %	100.0 %
Goodness-of-fit on F^2	1.0407	1.035	1.053
Flack factor	0.008(11)	0.41(2)	0.024(13)
Final R indices [$F_o^2 > 2\sigma(F_o^2)$] ^[a]	R1 = 0.0153, wR2 = 0.0369	R1 = 0.0211, wR2 = 0.0422	R1 = 0.0208, wR2 = 0.0424
R indices (all data)	R1 = 0.0163, wR2 = 0.0374	R1 = 0.0240, wR2 = 0.0434	R1 = 0.0235, wR2 = 0.0432
Largest diff. peak and hole (e · Å ⁻³)	0.58 and -0.48 e.Å ⁻³	0.47 and -0.49 e.Å ⁻³	0.68 and -0.63 e.Å ⁻³
^[a] $R_1 = \Sigma F_o - F_c /\Sigma F_o $ and $wR_2 = [\Sigma w(F_o^2 - F_c^2)^2 / \Sigma wF_o^4]^{1/2}$ for $F_o^2 > 2\sigma(F_o^2)$			

Chemical formula	KGa ₃ (SeO ₃) ₂ (Se ₂ O ₅) ₃	RbGa ₃ (SeO ₃) ₂ (Se ₂ O ₅) ₃	CsGa ₃ (SeO ₃) ₂ (Se ₂ O ₅) ₃
------------------	--	---	---

Formula weight	1215.93	1262.30	1309.74
Temperature		293K(2)	
Crystal system		Hexagonal	
Space group, Z		$P\bar{6}2c, 2$	
Unit cell dimensions	a = 10.3226(5) Å c = 10.5201(8) Å	a = 10.4039(1) Å c = 10.5267(3) Å	a = 10.5111(11) Å c = 10.5233(19) Å
Volume / Å ³	970.8(1) Å ³	986.7(3) Å ³	1006.9(2) Å ³
Density (Mg/cm ³)	4.160	4.248	4.320
Absorption coefficient /mm ⁻¹	19.451	21.376	20.329
Reflections collected	8388	8424	7464
Completeness to	100.0%	100.0%	100.0%
Goodness-of-fit on F^2	1.0571	1.0404	1.0540
Flack factor	-0.04(2)	-0.0006(5)	0.05(3)
Final R indices [$F_o^2 > 2\sigma(F_o^2)$] ^[a]	R1 = 0.0209, wR2 = 0.0419	R1 = 0.0138, wR2 = 0.0319	R1 = 0.0350, wR2 = 0.0627
R indices (all data)	R1 = 0.0232, wR2 = 0.0427	R1 = 0.0140, wR2 = 0.0320	R1 = 0.0497, wR2 = 0.0692
Largest diff. peak and hole (e·Å ⁻³)	0.67 and -0.65 e·Å ⁻³	0.36 and -0.47 e·Å ⁻³	1.34 and -1.41 e·Å ⁻³
^[a] $R_1 = \sum F_o - F_c / \sum F_o $ and $wR_2 = [\sum w(F_o^2 - F_c^2)^2 / \sum wF_o^4]^{1/2}$ for $F_o^2 > 2\sigma(F_o^2)$			

Chemical formula

CsIn₃(SeO₃)₂(Se₂O₅)₃

Formula weight	1445.05
Temperature	293K(2)
Crystal system	Hexagonal
Space group, Z	$P\bar{6}2c, 2$
Unit cell dimensions	a = 10.8610(7) Å c = 11.0080(9) Å
Volume /Å ³	1124.55(14) Å ³
Density (Mg/cm ³)	4.268 Mg/m ³
Absorption coefficient /mm ⁻¹	17.684
Reflections collected	9444
Completeness to	100.0 %
Goodness-of-fit on F^2	1.0336
Flack factor	0.021(15)
Final R indices [$F_o^2 > 2\sigma(F_o^2)$] ^[a]	R1 = 0.0189, wR2 = 0.0374
R indices (all data)	R1 = 0.0220, wR2 = 0.0389
Largest diff. peak and hole (e • Å ³)	0.83 and -0.63 e.Å ⁻³
^[a] $R_1 = \Sigma F_o - F_c / \Sigma F_o $ and $wR_2 = [\Sigma w(F_o^2 - F_c^2)^2 / \Sigma wF_o^4]^{1/2}$ for $F_o^2 > 2\sigma(F_o^2)$	

Table S2. Atomic coordinates ($\times 10^4$), equivalent isotropic displacement parameters ($\text{Å}^2 \times 10^3$) and BVS for compounds $AM_3[\text{SeO}_3]_2[\text{Se}_2\text{O}_5]_3$ (A=K⁺/Rb⁺/Cs⁺) (M=Al³⁺/Ga³⁺/In³⁺)

KAl₃(SeO₃)₂(Se₂O₅)₃

Atoms	x	y	z	U(eq)	BVS
K(1)	0	0	0	40(1)	0.60
Al(1)	5995(1)	5995(1)	5000	8(1)	3.02
Se(1)	6667	3333	4696(1)	8(1)	4.08
Se(2)	3617(1)	1411(1)	2500	9(1)	3.92
Se(3)	3751(1)	4382(1)	2500	9(1)	3.90
O(1)	4876(3)	4476(2)	3721(2)	13(1)	1.90
O(2)	6964(3)	4924(2)	5464(2)	12(1)	1.91
O(3)	2767(3)	283(2)	1236(2)	13(1)	2.03
O(4)	2544(3)	2375(4)	2500	13(1)	2.05

RbAl₃(SeO₃)₂(Se₂O₅)₃

Atoms	x	y	z	U(eq)	BVS
Rb(1)	10000	0	5000	30(1)	0.84
Al(1)	10000	5945(3)	5000	8(1)	3.00
Se(1)	7750(1)	1405(1)	7500	9(1)	3.96
Se(2)	6667	3333	5292(1)	8(1)	4.12
Se(3)	10606(1)	4325(1)	7500	9(1)	3.87
O(1)	9586(5)	4426(5)	6272(3)	14(1)	1.89
O(2)	9782(7)	2326(7)	7500	13(1)	2.05
O(3)	7973(5)	4898(5)	4529(4)	12(1)	1.92
O(4)	7454(5)	284(5)	6243(4)	14(1)	2.08

CsAl₃(SeO₃)₂(Se₂O₅)₃

Atoms	x	y	z	U(eq)	BVS
Cs(1)	10000	0	0	23.89(19)	1.00
Al(1)	10000	5886.3(19)	5000	9.5(4)	3.00
Se(1)	12304.5(7)	3709.0(7)	2500	9.05(14)	3.93
Se(2)	6667	3333	5270.8(7)	8.92(15)	4.14
Se(3)	9433.1(7)	3686.1(8)	2500	9.43(15)	3.90
O(1)	12615(4)	2904(3)	1241(3)	13.4(7)	2.09
O(2)	10421(3)	4806(4)	3726(3)	14.7(7)	1.90
O(3)	10290(5)	2565(5)	2500	13.0(9)	2.10
O(4)	7999(4)	4852(4)	4505(3)	12.4(7)	1.92

KGa₃(SeO₃)₂(Se₂O₅)₃

Atoms	x	y	z	U(eq)	BVS
-------	---	---	---	-------	-----

K(1)	10000	10000	5000	38(1)	0.64
Ga(1)	5109(3)	5544(3)	1297(3)	15(1)	3.11
Se(1)	6429(1)	8585(1)	2500	9(1)	3.91
Se(2)	6212(1)	5601(1)	2500	9(1)	3.85
Se(3)	3333	6667	4727(1)	9(1)	4.07
O(1)	5109(3)	5544(3)	1297(3)	15(1)	1.89
O(2)	7301(3)	9696(3)	3742(3)	15(1)	2.05
O(3)	4925(3)	7918(3)	5484(3)	12(1)	1.93
O(4)	7456(5)	7593(5)	2500	14(1)	2.04

RbGa₃(SeO₃)₂(Se₂O₅)₃

Atoms	x	y	z	U(eq)	BVS
Rb(1)	10000	0	10000	30(1)	0.72
Ga(1)	4020(1)	0	5000	8(1)	3.09
Se(1)	6667	3333	4732(1)	8(1)	4.07
Se(2)	6254(1)	585(1)	7500	9(1)	3.85
Se(3)	6388(1)	-2208(1)	7500	8(1)	3.91
O(1)	5150(2)	-441(2)	6299(2)	16(1)	1.89
O(2)	7240(3)	-2472(2)	8736(2)	14(1)	2.06
O(3)	5102(2)	2070(2)	5496(2)	13(1)	1.92
O(4)	7453(3)	-204(3)	7500	13(1)	2.03

CsGa₃(SeO₃)₂(Se₂O₅)₃

Atoms	x	y	z	U(eq)	BVS
Cs(1)	10000	10000	5000	25(1)	1.03
Ga(1)	5914(1)	5914(1)	5000	10(1)	3.07
Se(1)	7727(2)	6332(1)	2500	11(1)	3.96
Se(2)	10547(1)	6296(2)	2500	11(1)	4.21
Se(3)	3333	6667	5248(1)	11(1)	3.97
O(1)	9553(6)	5200(7)	1311(5)	17(2)	1.94
O(2)	7440(7)	7140(7)	3733(6)	17(2)	2.14
O(3)	4852(7)	6902(7)	4497(5)	14(1)	1.97
O(4)	9733(10)	7450(9)	2500	14(2)	2.04

CsIn₃(SeO₃)₂(Se₂O₅)₃

Atoms	x	y	z	U(eq)	BVS
-------	---	---	---	-------	-----

Cs(1)	0	0	5000	34(1)	0.77
In(1)	0	4028(1)	5000	13(1)	3.15
Se(1)	1426(1)	3592(1)	2500	13(1)	3.91
Se(2)	4265(1)	3755(1)	2500	15(1)	3.95
Se(3)	3333	6667	4809(1)	14(1)	4.16
O(1)	365(4)	2767(4)	3683(3)	20(1)	2.07
O(2)	4366(4)	4810(4)	3649(3)	28(1)	1.95
O(3)	2151(3)	5153(3)	5521(3)	20(1)	1.96
O(4)	2371(5)	2610(5)	2500	20(1)	2.04

Table S3. Selected bond distances (Å) and angles (deg) for compounds $AM_3[SeO_3]_2[Se_2O_5]_3$ (A=K⁺/Rb⁺/Cs⁺) (M=Al³⁺/Ga³⁺/In³⁺)

KAl₃(SeO₃)₂(Se₂O₅)₃

Distances (Å)

K(1)-O(3)#4	2.988(2)	Al(1)-O(3)#11	1.921(2)
K(1)-O(3)#5	2.988(2)	Se(1)-O(2)	1.697(2)
K(1)-O(3)	2.988(2)	Se(1)-O(2)#1	1.697(2)
K(1)-O(3)#6	2.988(2)	Se(1)-O(2)#2	1.697(2)
K(1)-O(3)#7	2.988(2)	Se(2)-O(3)#3	1.671(2)
K(1)-O(3)#8	2.988(2)	Se(2)-O(3)	1.671(2)
Al(1)-O(1)#9	1.922(2)	Se(2)-O(4)	1.807(3)
Al(1)-O(1)	1.922(2)	Se(3)-O(1)	1.679(2)
Al(1)-O(2)#9	1.873(2)	Se(3)-O(1)#3	1.679(2)
Al(1)-O(2)	1.873(2)	Se(3)-O(4)	1.793(3)
Al(1)-O(3)#10	1.921(2)		

Angles (°)

O(3)#4-K(1)-O(3)#5	103.06(5)	O(2)-Al(1)-O(1)#9	89.03(10)
O(3)#4-K(1)-O(3)#7	51.65(8)	O(2)-Al(1)-O(2)#9	176.83(16)
O(3)#4-K(1)-O(3)	135.66(8)	O(3)#11-Al(1)-O(1)#9	176.15(11)
O(3)#6-K(1)-O(3)#8	51.65(8)	O(3)#10-Al(1)-O(1)#9	92.06(9)
O(3)#5-K(1)-O(3)#7	116.96(9)	O(3)#11-Al(1)-O(1)	92.06(9)
O(3)#6-K(1)-O(3)#4	103.06(5)	O(3)#10-Al(1)-O(1)	176.15(11)
O(3)#4-K(1)-O(3)#8	116.96(9)	O(3)#11-Al(1)-O(2)#9	88.65(9)
O(3)#5-K(1)-O(3)	51.65(8)	O(3)#11-Al(1)-O(2)	93.69(10)
O(3)#5-K(1)-O(3)#8	135.66(8)	O(3)#10-Al(1)-O(2)#9	93.69(10)
O(3)#6-K(1)-O(3)	116.96(9)	O(3)#10-Al(1)-O(2)	88.65(9)
O(3)#8-K(1)-O(3)	103.06(5)	O(3)#10-Al(1)-O(3)#11	85.28(15)
O(3)#6-K(1)-O(3)#7	135.66(8)	O(2)#2-Se(1)-O(2)	99.93(9)
O(3)#7-K(1)-O(3)	103.06(5)	O(2)#1-Se(1)-O(2)#2	99.93(9)
O(3)#7-K(1)-O(3)#8	103.06(5)	O(2)#1-Se(1)-O(2)	99.93(8)
O(3)#6-K(1)-O(3)#5	103.06(5)	O(3)#3-Se(2)-O(3)	102.76(16)
O(1)#9-Al(1)-O(1)	90.73(14)	O(4)-Se(2)-O(3)	97.40(10)
O(2)#9-Al(1)-O(1)#9	88.75(9)	O(4)-Se(2)-O(3)#3	97.40(10)
O(2)-Al(1)-O(1)	88.75(9)	O(1)-Se(3)-O(1)#3	97.47(15)
O(2)#9-Al(1)-O(1)	89.03(10)	O(4)-Se(3)-O(1)#3	97.23(10)

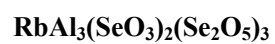
O(4)-Se(3)-O(1)	97.23(10)
-----------------	-----------

Symmetry transformations used to generate equivalent atoms:

#1 $-x+y+1, -x, -z+1/2$ #2+4 #3 5 #4 4 #5 $-y, x-y, -z+1/2$

#6 $-y, x-y, z$ #7 3 #8 $-x+y, -x, -z+1/2$ #9 $-y, x-y, z+1$

#10 $x-y+1, -y+1, -z$ #11 $x+1, y+1, z$ #12+3



Distances (Å)

Rb(1)-O(4)	3.066(4)	Al(1)-O(1)#7	1.923(4)
Rb(1)-O(4)#4	3.066(4)	Al(1)-O(1)	1.923(4)
Rb(1)-O(4)#5	3.066(4)	Al(1)-O(4)#3	1.923(5)
Rb(1)-O(4)#6	3.066(4)	Al(1)-O(4)#9	1.923(5)
Rb(1)-O(4)#7	3.066(4)	Se(1)-O(4)	1.663(4)
Rb(1)-O(4)#8	3.066(4)	Se(1)-O(4)#1	1.663(4)
Rb(1)-O(2)#5	3.608(4)	Se(1)-O(2)	1.818(6)
Rb(1)-O(2)#4	3.608(4)	Se(2)-O(3)	1.693(4)
Rb(1)-O(2)#6	3.608(4)	Se(2)-O(3)#2	1.693(4)
Rb(1)-O(2)#7	3.608(4)	Se(2)-O(3)#3	1.693(4)
Rb(1)-O(2)#8	3.608(4)	Se(3)-O(1)#1	1.684(4)
Rb(1)-O(2)	3.608(4)	Se(3)-O(1)	1.684(4)
Al(1)-O(3)	1.875(4)	Se(3)-O(2)	1.794(7)
Al(1)-O(3)#7	1.875(4)		

Angles (°)

O(4)-Rb(1)-O(4)#4	103.70(10)	O(4)#6-Rb(1)-O(2)#5	58.65(13)
O(4)-Rb(1)-O(4)#5	50.55(16)	O(4)#7-Rb(1)-O(2)#5	108.96(11)
O(4)#4-Rb(1)-O(4)#5	135.29(16)	O(4)#8-Rb(1)-O(2)#5	88.58(12)
O(4)-Rb(1)-O(4)#6	135.29(16)	O(4)-Rb(1)-O(2)#4	108.96(11)
O(4)#4-Rb(1)-O(4)#6	116.81(17)	O(4)#4-Rb(1)-O(2)#4	45.21(13)
O(4)#5-Rb(1)-O(4)#6	103.70(10)	O(4)#5-Rb(1)-O(2)#4	159.03(11)
O(4)-Rb(1)-O(4)#7	116.81(17)	O(4)#6-Rb(1)-O(2)#4	88.58(12)
O(4)#4-Rb(1)-O(4)#7	50.55(16)	O(4)#7-Rb(1)-O(2)#4	89.47(12)
O(4)#5-Rb(1)-O(4)#7	103.70(10)	O(4)#8-Rb(1)-O(2)#4	58.65(13)
O(4)#6-Rb(1)-O(4)#7	103.70(10)	O(2)#5-Rb(1)-O(2)#4	144.9(2)
O(4)-Rb(1)-O(4)#8	103.70(10)	O(4)-Rb(1)-O(2)#6	159.03(11)
O(4)#4-Rb(1)-O(4)#8	103.70(10)	O(4)#4-Rb(1)-O(2)#6	88.58(12)
O(4)#5-Rb(1)-O(4)#8	116.81(17)	O(4)#5-Rb(1)-O(2)#6	108.96(11)
O(4)#6-Rb(1)-O(4)#8	50.55(16)	O(4)#6-Rb(1)-O(2)#6	45.21(13)
O(4)#7-Rb(1)-O(4)#8	135.29(16)	O(4)#7-Rb(1)-O(2)#6	58.65(13)
O(4)-Rb(1)-O(2)#5	89.47(12)	O(4)#8-Rb(1)-O(2)#6	89.47(12)
O(4)#4-Rb(1)-O(2)#5	159.03(11)	O(2)#5-Rb(1)-O(2)#6	74.39(11)
O(4)#5-Rb(1)-O(2)#5	45.21(13)	O(2)#4-Rb(1)-O(2)#6	91.79(14)
O(4)-Rb(1)-O(2)#7	88.58(12)	O(2)#6-Rb(1)-O(2)	144.9(2)

O(4)#4-Rb(1)-O(2)#7	89.47(12)	O(2)#7-Rb(1)-O(2)	91.79(14)
O(4)#5-Rb(1)-O(2)#7	58.65(13)	O(2)#8-Rb(1)-O(2)	74.39(11)
O(4)#6-Rb(1)-O(2)#7	108.96(11)	O(3)-Al(1)-O(3)#7	177.9(3)
O(4)#7-Rb(1)-O(2)#7	45.21(13)	O(3)-Al(1)-O(1)#7	89.71(18)
O(4)#8-Rb(1)-O(2)#7	159.03(11)	O(3)#7-Al(1)-O(1)#7	88.80(19)
O(2)#5-Rb(1)-O(2)#7	74.39(11)	O(3)-Al(1)-O(1)	88.80(19)
O(2)#4-Rb(1)-O(2)#7	133.51(18)	O(3)#7-Al(1)-O(1)	89.71(18)
O(2)#6-Rb(1)-O(2)#7	74.39(11)	O(1)#7-Al(1)-O(1)	90.5(3)
O(4)-Rb(1)-O(2)#8	58.65(13)	O(3)-Al(1)-O(4)#3	93.4(2)
O(4)#4-Rb(1)-O(2)#8	108.96(11)	O(3)#7-Al(1)-O(4)#3	88.15(19)
O(4)#5-Rb(1)-O(2)#8	88.58(12)	O(1)#7-Al(1)-O(4)#3	176.1(2)
O(4)#6-Rb(1)-O(2)#8	89.47(12)	O(1)-Al(1)-O(4)#3	91.95(18)
O(4)#7-Rb(1)-O(2)#8	159.03(11)	O(3)-Al(1)-O(4)#9	88.15(19)
O(4)#8-Rb(1)-O(2)#8	45.21(13)	O(3)#7-Al(1)-O(4)#9	93.4(2)
O(2)#5-Rb(1)-O(2)#8	91.79(14)	O(1)#7-Al(1)-O(4)#9	91.95(18)
O(2)#4-Rb(1)-O(2)#8	74.39(11)	O(1)-Al(1)-O(4)#9	176.07(19)
O(2)#6-Rb(1)-O(2)#8	133.51(18)	O(4)#3-Al(1)-O(4)#9	85.8(3)
O(2)#7-Rb(1)-O(2)#8	144.9(2)	O(4)-Se(1)-O(4)#1	102.8(3)
O(4)-Rb(1)-O(2)	45.21(13)	O(4)-Se(1)-O(2)	97.2(2)
O(4)#4-Rb(1)-O(2)	58.65(13)	O(4)#1-Se(1)-O(2)	97.2(2)
O(4)#5-Rb(1)-O(2)	89.47(12)	O(3)-Se(2)-O(3)#2	100.07(17)
O(4)#6-Rb(1)-O(2)	159.03(11)	O(3)-Se(2)-O(3)#3	100.07(17)
O(4)#7-Rb(1)-O(2)	88.58(12)	O(3)#2-Se(2)-O(3)#3	100.07(17)
O(4)#8-Rb(1)-O(2)	108.96(11)	O(1)#1-Se(3)-O(1)	97.8(3)
O(2)#5-Rb(1)-O(2)	133.51(18)	O(1)#1-Se(3)-O(2)	96.86(19)
O(2)#4-Rb(1)-O(2)	74.39(11)	O(1)-Se(3)-O(2)	96.86(19)

Symmetry transformations used to generate equivalent atoms:

#1 $x, y, -z+3/2$ #2 $-x+y+1, -x+1, z$ #3 $-y+1, x-y, z$
#4 $-x+y+2, -x+1, z$ #5 $x-y, -y, -z+1$ #6 $y+1, x-1, -z+1$
#7 $-x+2, -x+y+1, -z+1$ #8 $-y+1, x-y-1, z$ #9 $y+1, x, -z+1$
#10 $x, y+1, z$

CsAl₃(SeO₃)₂(Se₂O₅)₃

Distances (Å)

Cs(1)-O(1)	3.159(3)	Al(1)-O(2)#13	1.920(3)
Cs(1)-O(1)#1	3.159(3)	Al(1)-O(2)	1.920(3)
Cs(1)-O(1)#2	3.159(3)	Al(1)-O(4)	1.877(3)
Cs(1)-O(1)#3	3.159(3)	Al(1)-O(4)#13	1.877(3)
Cs(1)-O(1)#4	3.159(3)	Se(1)-O(1)	1.665(3)
Cs(1)-O(1)#5	3.159(3)	Se(1)-O(1)#8	1.665(3)
Cs(1)-O(3)#6	3.619(3)	Se(1)-O(3)	1.823(5)
Cs(1)-O(3)#5	3.619(3)	Se(2)-O(4)#9	1.692(3)
Cs(1)-O(3)#1	3.619(3)	Se(2)-O(4)	1.692(3)
Cs(1)-O(3)#7	3.619(3)	Se(2)-O(4)#10	1.692(3)
Cs(1)-O(3)#2	3.619(3)	Se(3)-O(2)	1.680(3)
Cs(1)-O(3)	3.619(3)	Se(3)-O(2)#8	1.680(3)
Al(1)-O(1)#11	1.924(4)	Se(3)-O(3)	1.790(5)
Al(1)-O(1)#12	1.924(4)		

Angles (°)

O(1)#3-Cs(1)-O(1)	104.65(7)	O(3)#7-Cs(1)-O(1)#5	158.40(8)
O(1)#1-Cs(1)-O(1)#4	134.89(12)	O(3)#6-Cs(1)-O(1)#1	158.40(8)
O(1)#5-Cs(1)-O(1)#4	116.45(12)	O(3)#2-Cs(1)-O(1)#3	88.67(9)
O(1)#4-Cs(1)-O(1)	104.65(7)	O(3)#7-Cs(1)-O(1)#4	60.20(9)
O(1)#5-Cs(1)-O(1)	48.94(12)	O(3)#2-Cs(1)-O(1)#2	44.72(9)
O(1)#4-Cs(1)-O(1)#3	104.65(7)	O(3)#5-Cs(1)-O(1)#1	109.79(8)
O(1)#1-Cs(1)-O(1)#3	48.94(12)	O(3)#2-Cs(1)-O(1)#5	109.79(8)
O(1)#2-Cs(1)-O(1)	134.89(12)	O(3)#6-Cs(1)-O(1)#5	88.67(9)
O(1)#1-Cs(1)-O(1)#2	104.65(7)	O(3)#1-Cs(1)-O(1)#3	87.85(9)
O(1)#2-Cs(1)-O(1)#3	116.45(12)	O(3)#7-Cs(1)-O(1)#3	44.72(9)
O(1)#5-Cs(1)-O(1)#3	134.89(12)	O(3)#1-Cs(1)-O(1)#2	109.79(8)
O(1)#2-Cs(1)-O(1)#4	48.94(12)	O(3)#5-Cs(1)-O(1)	87.85(9)
O(1)#5-Cs(1)-O(1)#2	104.65(7)	O(3)#7-Cs(1)-O(1)#1	87.85(9)
O(1)#1-Cs(1)-O(1)	116.45(12)	O(3)-Cs(1)-O(1)	44.72(9)
O(1)#5-Cs(1)-O(1)#1	104.65(7)	O(3)#2-Cs(1)-O(1)	158.40(8)
O(3)#7-Cs(1)-O(1)#2	88.67(9)	O(3)-Cs(1)-O(1)#3	60.20(9)
O(3)#5-Cs(1)-O(1)#4	88.67(9)	O(3)#2-Cs(1)-O(1)#4	87.85(9)
O(3)#7-Cs(1)-O(1)	109.79(8)	O(3)-Cs(1)-O(1)#4	109.79(8)
O(3)#2-Cs(1)-O(1)#1	60.20(9)	O(3)#7-Cs(1)-O(3)	74.69(8)

O(3)-Cs(1)-O(1)#2	158.40(8)	O(3)#5-Cs(1)-O(3)#6	91.67(11)
O(3)#1-Cs(1)-O(1)	88.67(9)	O(1)#8-Se(1)-O(1)	102.8(2)
O(3)-Cs(1)-O(1)#1	88.67(9)	O(3)-Se(1)-O(1)	96.94(15)
O(3)#1-Cs(1)-O(1)#4	158.40(8)	O(3)-Se(1)-O(1)#8	96.94(15)
O(3)-Cs(1)-O(1)#5	87.85(9)	O(4)#10-Se(2)-O(4)	99.87(13)
O(3)#1-Cs(1)-O(1)#1	44.72(9)	O(4)#9-Se(2)-O(4)#10	99.87(13)
O(3)#6-Cs(1)-O(1)	60.20(9)	O(4)#9-Se(2)-O(4)	99.87(13)
O(3)#5-Cs(1)-O(1)#3	158.40(8)	O(2)#8-Se(3)-O(2)	97.8(2)
O(3)#6-Cs(1)-O(1)#3	109.79(8)	O(3)-Se(3)-O(2)#8	96.93(14)
O(3)#5-Cs(1)-O(1)#2	60.20(9)	O(3)-Se(3)-O(2)	96.93(14)
O(3)#6-Cs(1)-O(1)#4	44.72(9)	O(1)#11-Al(1)-O(1)#12	85.7(2)
O(3)#5-Cs(1)-O(1)#5	44.72(9)	O(2)-Al(1)-O(1)#12	91.71(13)
O(3)#6-Cs(1)-O(1)#2	87.85(9)	O(2)#13-Al(1)-O(1)#12	175.81(14)
O(3)#1-Cs(1)-O(1)#5	60.20(9)	O(2)-Al(1)-O(1)#11	175.81(14)
O(3)#1-Cs(1)-O(3)	91.67(11)	O(2)#13-Al(1)-O(1)#11	91.71(13)
O(3)#2-Cs(1)-O(3)	146.79(14)	O(2)#13-Al(1)-O(2)	91.1(2)
O(3)#5-Cs(1)-O(3)#2	74.69(8)	O(4)#13-Al(1)-O(1)#12	93.73(15)
O(3)#1-Cs(1)-O(3)#6	146.79(14)	O(4)#13-Al(1)-O(1)#11	87.84(14)
O(3)#5-Cs(1)-O(3)	131.47(13)	O(4)-Al(1)-O(1)#11	93.73(15)
O(3)#1-Cs(1)-O(3)#7	131.47(13)	O(4)-Al(1)-O(1)#12	87.84(14)
O(3)#7-Cs(1)-O(3)#6	74.69(8)	O(4)#13-Al(1)-O(2)	89.06(14)
O(3)#1-Cs(1)-O(3)#2	74.69(8)	O(4)-Al(1)-O(2)#13	89.06(14)
O(3)#2-Cs(1)-O(3)#6	131.47(13)	O(4)-Al(1)-O(2)	89.45(13)
O(3)#5-Cs(1)-O(3)#7	146.79(14)	O(4)#13-Al(1)-O(2)#13	89.45(13)
O(3)#6-Cs(1)-O(3)	74.69(8)	O(4)#13-Al(1)-O(4)	177.9(2)
O(3)#5-Cs(1)-O(3)#1	74.69(8)		

Symmetry transformations used to generate equivalent atoms:

#1+6 #2 -y,x-y,-z+1/2 #3 -x+y+1,-x-1,-z+1/2
#4+5 #5 -y+1,x-y-1,z #6 x+2,y+1,z #7+3
#8 5 #9+4 #10 -x+y+1,-x,-z+1/2 #11 6 #12 x+2,y+2,z
#13+6 #14+4

KGa₃(SeO₃)₂(Se₂O₅)₃

Distances (Å)

K(1)-O(2)	2.956(3)	Ga(1)-O(3)	1.931(3)
K(1)-O(2)#7	2.956(3)	Se(1)-O(2)	1.672(4)
K(1)-O(2)#8	2.956(3)	Se(1)-O(2)	1.674(3)
K(1)-O(2)#9	2.956(3)	Se(1)-O(2)#1	1.674(3)
K(1)-O(2)#6	2.956(3)	Se(1)-O(4)	1.805(4)
K(1)-O(2)#10	2.956(3)	Se(2)-O(1)#1	1.684(3)
Ga(1)-O(1)#4	1.997(3)	Se(2)-O(1)	1.684(3)
Ga(1)-O(1)#5	1.997(3)	Se(2)-O(4)	1.799(5)
Ga(1)-O(2)	1.992(3)	Se(3)-O(3)#2	1.697(3)
Ga(1)-O(2)#6	1.992(3)	Se(3)-O(3)#3	1.697(3)
Ga(1)-O(3)#6	1.931(3)		

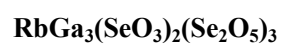
Angles (°)

O(2)#7-K(1)-O(2)#9	137.18(11)	O(2)#6-Ga(1)-O(2)	85.41(18)
O(2)#6-K(1)-O(2)#10	137.18(11)	O(3)-Ga(1)-O(1)#4	88.08(12)
O(2)#9-K(1)-O(2)	101.50(7)	O(3)-Ga(1)-O(1)#5	88.95(12)
O(2)#6-K(1)-O(2)	54.39(12)	O(3)#6-Ga(1)-O(1)#4	88.95(12)
O(2)#10-K(1)-O(2)	101.50(7)	O(3)#6-Ga(1)-O(1)#5	88.08(12)
O(2)#6-K(1)-O(2)#7	101.50(7)	O(3)#6-Ga(1)-O(2)#6	94.05(12)
O(2)#10-K(1)-O(2)#9	101.50(7)	O(3)-Ga(1)-O(2)	94.05(12)
O(2)#7-K(1)-O(2)#10	54.39(12)	O(3)#6-Ga(1)-O(2)	89.05(12)
O(2)#8-K(1)-O(2)	137.18(11)	O(3)-Ga(1)-O(2)#6	89.05(12)
O(2)#6-K(1)-O(2)#9	116.75(12)	O(3)-Ga(1)-O(3)#6	175.78(19)
O(2)#8-K(1)-O(2)#9	54.39(12)	O(2)#1-Se(1)-O(2)	102.7(2)
O(2)#6-K(1)-O(2)#8	101.50(7)	O(4)-Se(1)-O(2)#1	96.96(14)
O(2)#8-K(1)-O(2)#10	116.75(12)	O(4)-Se(1)-O(2)	96.96(14)
O(2)#7-K(1)-O(2)	116.75(12)	O(1)#1-Se(2)-O(1)	97.48(19)
O(2)#7-K(1)-O(2)#8	101.50(7)	O(4)-Se(2)-O(1)	97.11(14)
O(1)#5-Ga(1)-O(1)#4	90.54(17)	O(4)-Se(2)-O(1)#1	97.11(14)
O(2)#6-Ga(1)-O(1)#4	176.06(12)	O(3)#2-Se(3)-O(3)	99.75(11)
O(2)#6-Ga(1)-O(1)#5	92.10(12)	O(3)#2-Se(3)-O(3)#3	99.75(12)
O(2)-Ga(1)-O(1)#5	176.06(12)	O(3)#3-Se(3)-O(3)	99.75(12)
O(2)-Ga(1)-O(1)#4	92.10(12)		

Symmetry transformations used to generate equivalent atoms:

#1 5 #2 -x+y+1, -x+1, -z+1/2 #3 3 #4+3 #5 x-y+1, -y+1, -z

#6 $-y+1, x-y+2, -z+3/2$ #7 $-y, x-y, z+1$ #8+6 #9+4
#10 $-x+y+2, -x+1, -z+1/2$ #11 $x, y+1, z$



Distances (Å)

Rb(1)-O(2)#10	3.041(2)	Ga(1)-O(3)	1.937(2)
Rb(1)-O(2)#11	3.041(2)	Se(1)-O(3)	1.698(2)
Rb(1)-O(2)#12	3.041(2)	Se(1)-O(3)#1	1.698(2)
Rb(1)-O(2)	3.041(2)	Se(1)-O(3)#2	1.698(2)
Rb(1)-O(2)#13	3.041(2)	Se(2)-O(1)#3	1.682(2)
Rb(1)-O(2)#14	3.041(2)	Se(2)-O(1)	1.682(2)
Ga(1)-O(1)#5	2.002(2)	Se(2)-O(4)	1.803(3)
Ga(1)-O(1)	2.002(2)	Se(3)-O(2)	1.673(2)
Ga(1)-O(2)#6	1.992(2)	Se(3)-O(2)#3	1.673(2)
Ga(1)-O(2)#7	1.992(2)	Se(3)-O(4)	1.807(3)
Ga(1)-O(3)#5	1.937(2)		

Angles (°)

O(2)#13-Rb(1)-O(2)#10	52.94(8)	O(2)#7-Ga(1)-O(2)#6	85.75(13)
O(2)#14-Rb(1)-O(2)#10	117.13(8)	O(3)#5-Ga(1)-O(1)	88.56(9)
O(2)#11-Rb(1)-O(2)#14	136.12(8)	O(3)-Ga(1)-O(1)#5	88.56(9)
O(2)#14-Rb(1)-O(2)#13	102.29(5)	O(3)-Ga(1)-O(1)	89.38(9)
O(2)#14-Rb(1)-O(2)	102.29(5)	O(3)#5-Ga(1)-O(1)#5	89.38(9)
O(2)#12-Rb(1)-O(2)#10	102.29(5)	O(3)#5-Ga(1)-O(2)#6	94.20(9)
O(2)-Rb(1)-O(2)#10	136.12(8)	O(3)-Ga(1)-O(2)#6	87.95(9)
O(2)#12-Rb(1)-O(2)	117.13(8)	O(3)-Ga(1)-O(2)#7	94.20(9)
O(2)#11-Rb(1)-O(2)#10	102.29(5)	O(3)#5-Ga(1)-O(2)#7	87.95(9)
O(2)#12-Rb(1)-O(2)#13	136.12(8)	O(3)-Ga(1)-O(3)#5	177.07(13)
O(2)#11-Rb(1)-O(2)#13	117.13(8)	O(3)#2-Se(1)-O(3)	99.44(9)
O(2)#12-Rb(1)-O(2)#14	52.94(8)	O(3)#1-Se(1)-O(3)	99.44(9)
O(2)#11-Rb(1)-O(2)#12	102.29(5)	O(3)#1-Se(1)-O(3)#2	99.44(9)
O(2)#13-Rb(1)-O(2)	102.29(5)	O(1)-Se(2)-O(1)#3	97.41(15)
O(2)#11-Rb(1)-O(2)	52.94(8)	O(4)-Se(2)-O(1)	96.84(10)
O(1)#5-Ga(1)-O(1)	90.73(13)	O(4)-Se(2)-O(1)#3	96.84(10)
O(2)#6-Ga(1)-O(1)#5	175.63(9)	O(2)#3-Se(3)-O(2)	102.13(16)
O(2)#6-Ga(1)-O(1)	91.87(9)	O(4)-Se(3)-O(2)#3	96.89(10)
O(2)#7-Ga(1)-O(1)	175.63(9)	O(4)-Se(3)-O(2)	96.89(10)
O(2)#7-Ga(1)-O(1)#5	91.87(9)		

Symmetry transformations used to generate equivalent atoms:

#1 -x+y+1, -x, -z+1/2 #2+4 #3 5 #4 x+1, y+1, z+1
#5 -y, x-y, -z+3/2 #6 2 #7 x-y+1, -y+1, -z-1
#8 x+2, y+1, z+2 #9 x+2, y+1, z+1 #10+6 #11 -y+1, x-y-1, z+2
#12 -y, x-y, -z+5/2 #13 -x+y+1, -x-1, -z+1/2 #14+5
#15 x+1, y, z+1 #16+3 #17+6 #18 x-y+1, -y, -z

CsGa₃(SeO₃)₂(Se₂O₅)₃

Distances (Å)

Cs(1)-O(2)#1	3.157(6)	Ga(1)-O(2)#2	1.986(6)
Cs(1)-O(2)#2	3.157(6)	Ga(1)-O(2)	1.986(6)
Cs(1)-O(2)#3	3.157(6)	Ga(1)-O(3)	1.939(6)
Cs(1)-O(2)	3.157(6)	Ga(1)-O(3)#2	1.939(6)
Cs(1)-O(2)#4	3.157(6)	Se(1)-O(2)	1.659(6)
Cs(1)-O(2)#5	3.157(6)	Se(1)-O(2)#10	1.659(6)
Cs(1)-O(4)#6	3.665(6)	Se(1)-O(4)	1.830(9)
Cs(1)-O(4)#7	3.665(6)	Se(3)-O(1)#10	1.668(6)
Cs(1)-O(4)#8	3.665(6)	Se(3)-O(1)	1.668(6)
Cs(1)-O(4)	3.665(6)	Se(3)-O(4)	1.800(9)
Cs(1)-O(4)#9	3.665(6)	Se(2)-O(3)#11	1.685(6)
Cs(1)-O(4)#1	3.665(6)	Se(2)-O(3)	1.685(6)
Ga(1)-O(1)#13	2.011(6)	Se(2)-O(3)#12	1.685(6)
Ga(1)-O(1)#14	2.011(6)		

Angles (°)

O(2)-Cs(1)-O(2)#1	103.45(14)	O(4)-Cs(1)-O(2)#5	159.11(15)
O(2)#2-Cs(1)-O(2)#4	135.8(2)	O(4)#6-Cs(1)-O(2)#2	159.11(15)
O(2)#5-Cs(1)-O(2)#4	116.5(2)	O(4)#9-Cs(1)-O(2)	89.30(16)
O(2)#4-Cs(1)-O(2)#1	103.45(13)	O(4)-Cs(1)-O(2)#4	59.39(18)
O(2)#5-Cs(1)-O(2)#1	51.1(2)	O(4)#9-Cs(1)-O(2)#3	108.46(15)
O(2)#4-Cs(1)-O(2)	103.45(14)	O(4)#7-Cs(1)-O(2)#2	59.39(18)
O(2)#2-Cs(1)-O(2)	51.1(2)	O(4)#9-Cs(1)-O(2)#5	59.39(18)
O(2)#3-Cs(1)-O(2)#1	135.8(2)	O(4)#6-Cs(1)-O(2)#5	89.27(18)
O(2)#2-Cs(1)-O(2)#3	103.45(14)	O(4)#8-Cs(1)-O(2)	159.11(15)
O(2)#3-Cs(1)-O(2)	116.5(2)	O(4)-Cs(1)-O(2)	44.22(17)
O(2)#5-Cs(1)-O(2)	135.8(2)	O(4)#8-Cs(1)-O(2)#3	59.39(18)
O(2)#3-Cs(1)-O(2)#4	51.1(2)	O(4)#7-Cs(1)-O(2)#1	159.11(15)
O(2)#5-Cs(1)-O(2)#3	103.45(13)	O(4)-Cs(1)-O(2)#2	89.30(16)
O(2)#2-Cs(1)-O(2)#1	116.5(2)	O(4)#1-Cs(1)-O(2)#1	44.22(17)
O(2)#5-Cs(1)-O(2)#2	103.45(14)	O(4)#9-Cs(1)-O(2)#1	89.27(18)
O(4)-Cs(1)-O(2)#3	89.27(18)	O(4)#1-Cs(1)-O(2)	59.39(18)
O(4)#7-Cs(1)-O(2)#4	89.30(16)	O(4)#9-Cs(1)-O(2)#4	159.11(15)
O(4)-Cs(1)-O(2)#1	108.46(15)	O(4)#1-Cs(1)-O(2)#4	108.46(15)
O(4)#9-Cs(1)-O(2)#2	44.22(17)	O(4)#7-Cs(1)-O(4)#8	74.17(15)
O(4)#1-Cs(1)-O(2)#3	159.11(15)	O(4)-Cs(1)-O(4)#1	74.17(15)

O(4)#8-Cs(1)-O(2)#1	89.30(16)	O(4)#7-Cs(1)-O(4)#6	132.4(3)
O(4)#1-Cs(1)-O(2)#2	89.27(18)	O(1)#13-Ga(1)-O(1)#14	91.3(4)
O(4)#8-Cs(1)-O(2)#4	89.27(18)	O(2)-Ga(1)-O(1)#14	91.2(2)
O(4)#1-Cs(1)-O(2)#5	89.30(16)	O(2)#2-Ga(1)-O(1)#14	175.8(2)
O(4)#8-Cs(1)-O(2)#2	108.46(15)	O(2)-Ga(1)-O(1)#13	175.8(2)
O(4)#6-Cs(1)-O(2)#1	59.39(18)	O(2)#2-Ga(1)-O(1)#13	91.2(2)
O(4)#7-Cs(1)-O(2)	89.27(18)	O(2)#2-Ga(1)-O(2)	86.5(4)
O(4)#6-Cs(1)-O(2)	108.46(15)	O(3)#2-Ga(1)-O(1)#14	88.8(2)
O(4)#7-Cs(1)-O(2)#3	44.22(17)	O(3)#2-Ga(1)-O(1)#13	89.6(2)
O(4)#6-Cs(1)-O(2)#4	44.22(17)	O(3)-Ga(1)-O(1)#13	88.8(2)
O(4)#7-Cs(1)-O(2)#5	108.46(15)	O(3)-Ga(1)-O(1)#14	89.6(2)
O(4)#6-Cs(1)-O(2)#3	89.30(16)	O(3)#2-Ga(1)-O(2)	93.7(3)
O(4)#8-Cs(1)-O(2)#5	44.22(17)	O(3)-Ga(1)-O(2)#2	93.7(3)
O(4)#8-Cs(1)-O(4)#1	132.4(3)	O(3)-Ga(1)-O(2)	87.9(2)
O(4)#9-Cs(1)-O(4)#1	92.2(2)	O(3)#2-Ga(1)-O(2)#2	87.9(2)
O(4)#7-Cs(1)-O(4)#9	74.17(15)	O(3)#2-Ga(1)-O(3)	177.7(4)
O(4)#8-Cs(1)-O(4)#6	92.2(2)	O(2)#10-Se(1)-O(2)	102.9(4)
O(4)#7-Cs(1)-O(4)#1	146.4(3)	O(4)-Se(1)-O(2)	96.8(3)
O(4)#8-Cs(1)-O(4)	146.4(3)	O(4)-Se(1)-O(2)#10	96.8(3)
O(4)-Cs(1)-O(4)#6	74.17(15)	O(1)-Se(3)-O(1)#10	97.3(4)
O(4)#8-Cs(1)-O(4)#9	74.17(15)	O(4)-Se(3)-O(1)	96.9(3)
O(4)#9-Cs(1)-O(4)#6	146.4(3)	O(4)-Se(3)-O(1)#10	96.9(3)
O(4)#9-Cs(1)-O(4)	132.4(3)	O(3)#11-Se(2)-O(3)	99.8(2)
O(4)#7-Cs(1)-O(4)	92.2(2)	O(3)#12-Se(2)-O(3)#11	99.8(2)
O(4)#6-Cs(1)-O(4)#1	74.17(15)	O(3)#12-Se(2)-O(3)	99.8(2)

Symmetry transformations used to generate equivalent atoms:

#1+4 #2 -y, x-y, z+1 #3+6 #4 -x+y+2, -x+1, -z+1/2
#5 -y+1, x-y+2, -z+3/2 #6+4 #7 x-y+2, -y+1, -z
#8+7 #9 -x+y, -x,z #10 5 #11 -x+y+1,-x+1,-z+1/2
#12 3 #13 6 #14+3 #15 x+1, y+1, z #16 x+1, y+2, z

CsIn₃(SeO₃)₂(Se₂O₅)₃

Distances (Å)

Cs(1)-O(1)#5	3.178(3)	In(1)-O(3)	2.104(3)
Cs(1)-O(1)#6	3.178(3)	Se(1)-O(1)#10	1.672(3)
Cs(1)-O(1)#4	3.178(3)	Se(1)-O(1)	1.672(3)
Cs(1)-O(1)#3	3.178(3)	Se(1)-O(4)	1.813(5)
Cs(1)-O(1)	3.178(3)	Se(2)-O(2)#10	1.673(3)
Cs(1)-O(1)#7	3.178(3)	Se(2)-O(2)	1.673(3)
In(1)-O(1)	2.162(3)	Se(2)-O(4)	1.794(5)
In(1)-O(1)#7	2.162(3)	Se(3)-O(3)#8	1.689(3)
In(1)-O(2)#8	2.155(3)	Se(3)-O(3)#11	1.689(3)
In(1)-O(2)#9	2.155(3)	Se(3)-O(3)	1.689(3)
In(1)-O(3)#7	2.104(3)		

Angles (°)

O(1)#5-Cs(1)-O(1)#6	100.84(7)	O(2)#9-In(1)-O(1)#7	90.71(12)
O(1)#5-Cs(1)-O(1)#7	100.84(7)	O(2)#9-In(1)-O(1)	177.22(13)
O(1)-Cs(1)-O(1)#3	100.84(7)	O(2)#9-In(1)-O(2)#8	91.6(2)
O(1)#5-Cs(1)-O(1)	139.25(12)	O(3)#7-In(1)-O(1)#7	92.78(13)
O(1)#6-Cs(1)-O(1)#7	100.84(7)	O(3)-In(1)-O(1)	92.78(13)
O(1)#6-Cs(1)-O(1)#3	139.25(12)	O(3)#7-In(1)-O(1)	89.34(12)
O(1)#4-Cs(1)-O(1)#3	100.84(7)	O(3)-In(1)-O(1)#7	89.34(12)
O(1)#6-Cs(1)-O(1)	115.28(12)	O(3)#7-In(1)-O(2)#9	89.09(12)
O(1)#6-Cs(1)-O(1)#4	55.90(11)	O(3)#7-In(1)-O(2)#8	88.87(12)
O(1)#7-Cs(1)-O(1)#3	115.28(12)	O(3)-In(1)-O(2)#8	89.09(12)
O(1)#5-Cs(1)-O(1)#4	115.28(12)	O(3)-In(1)-O(2)#9	88.87(12)
O(1)#7-Cs(1)-O(1)	55.90(11)	O(3)-In(1)-O(3)#7	177.08(18)
O(1)#4-Cs(1)-O(1)	100.84(7)	O(1)-Se(1)-O(1)#10	102.3(2)
O(1)#7-Cs(1)-O(1)#4	139.25(12)	O(4)-Se(1)-O(1)	97.24(15)
O(1)#5-Cs(1)-O(1)#3	55.90(11)	O(4)-Se(1)-O(1)#10	97.24(15)
O(1)#7-In(1)-O(1)	87.08(17)	O(2)-Se(2)-O(2)#10	98.2(2)
O(2)#9-In(1)-Cs(1)	134.22(10)	O(4)-Se(2)-O(2)	97.74(16)
O(2)#8-In(1)-Cs(1)	134.22(10)	O(4)-Se(2)-O(2)#10	97.74(16)
O(2)#8-In(1)-O(1)#7	177.22(13)	O(3)#8-Se(3)-O(3)	100.22(12)
O(2)#8-In(1)-O(1)	90.71(12)		

Symmetry transformations used to generate equivalent atoms:

#1 2 #2 2 #3 -x+y, -x, -z+1/2 #4 3 #5 -y, x-y, -z+3/2
#6 -y, x-y, z+1 #7 4 #8 3 #9 -y, x-y+1, -z+3/2
#10 5 #11 -x+y+1, -x+1, -z+1/2

Table S4. Anisotropic displacement parameters ($\text{\AA}^2 \times 10^3$) for $\text{AM}_3[\text{SeO}_3]_2[\text{Se}_2\text{O}_5]_3$ (A= $\text{K}^+/\text{Rb}^+/\text{Cs}^+$) (M= $\text{Al}^{3+}/\text{Ga}^{3+}/\text{In}^{3+}$). The anisotropic displacement factor exponent takes the form:- $2\pi^2[h^2 a^{*2} U_{11} + \dots + 2hka^*b^*U_{12}]$.

KAl₃(SeO₃)₂(Se₂O₅)₃

	U ₁₁	U ₂₂	U ₃₃	U ₂₃	U ₁₃	U ₁₂
K(1)	36(1)	36(1)	47(1)	0	0	18(1)
Al(1)	9(1)	9(1)	8(1)	0(1)	0(1)	5(1)
Se(1)	7(1)	7(1)	9(1)	0	0	4(1)
Se(2)	9(1)	8(1)	9(1)	0	0	4(1)
Se(3)	10(1)	9(1)	9(1)	0	0	6(1)
O(1)	17(1)	16(1)	12(1)	-5(1)	-7(1)	12(1)
O(2)	13(1)	8(1)	15(1)	-3(1)	-4(1)	6(1)
O(3)	12(1)	15(1)	11(1)	-6(1)	0(1)	6(1)
O(4)	7(2)	12(2)	20(1)	0	0	4(1)

RbAl₃(SeO₃)₂(Se₂O₅)₃

	U ₁₁	U ₂₂	U ₃₃	U ₂₃	U ₁₃	U ₁₂
Rb(1)	26(1)	26(1)	38(1)	0	0	13(1)
Al(1)	8(1)	10(1)	6(1)	0(1)	1(1)	4(1)
Se(1)	9(1)	9(1)	8(1)	0	0	4(1)
Se(2)	8(1)	8(1)	9(1)	0	0	4(1)
Se(3)	7(1)	10(1)	8(1)	0	0	3(1)
O(1)	11(2)	16(2)	13(2)	6(2)	-3(2)	5(2)
O(2)	10(3)	9(4)	19(3)	0	0	5(3)
O(3)	11(2)	8(2)	13(2)	2(2)	-3(2)	2(2)
O(4)	16(2)	18(2)	10(2)	-5(2)	-4(2)	10(2)

CsAl₃(SeO₃)₂(Se₂O₅)₃

	U ₁₁	U ₂₂	U ₃₃	U ₂₃	U ₁₃	U ₁₂
Cs(1)	21.4(2)	21.4(2)	28.8(4)	10.72(12)	-0	0
Al(1)	8.0(10)	11.0(7)	8.7(9)	4.0(5)	1.0(8)	0.5(4)
Se(1)	8.9(3)	10.1(3)	8.1(3)	4.7(3)	-0	0
Se(2)	8.6(2)	8.6(2)	9.6(3)	4.3(1)	-0	0
Se(3)	7.8(3)	11.0(3)	9.1(3)	4.4(3)	-0	0
O(1)	14.0(18)	11.2(19)	11.8(17)	4.0(16)	3.8(14)	0.8(14)
O(2)	11.9(17)	17.5(18)	13.5(14)	6.4(15)	-2.4(14)	-8.8(14)
O(3)	5(2)	13(2)	20(2)	5(2)	-0	0
O(4)	10.2(17)	9.4(16)	16.5(14)	4.0(14)	8(4)	4(4)

KGa₃(SeO₃)₂(Se₂O₅)₃

	U ₁₁	U ₂₂	U ₃₃	U ₂₃	U ₁₃	U ₁₂
--	-----------------	-----------------	-----------------	-----------------	-----------------	-----------------

K(1)	34(1)	34(1)	44(2)	0	0	17(1)
Ga(1)	11(1)	8(1)	8(1)	0(1)	0(1)	4(1)
Se(1)	9(1)	10(1)	10(1)	0	0	5(1)
Se(2)	11(1)	9(1)	9(1)	0	0	6(1)
Se(3)	8(1)	8(1)	10(1)	0	0	4(1)
O(1)	18(2)	15(2)	14(1)	-7(1)	-10(1)	10(2)
O(2)	12(2)	17(2)	13(1)	-7(1)	-1(1)	6(1)
O(3)	8(2)	9(2)	16(1)	2(1)	-1(1)	2(1)
O(4)	10(2)	13(3)	19(2)	0	0	6(2)
RbGa₃(SeO₃)₂(Se₂O₅)₃						
	U ₁₁	U ₂₂	U ₃₃	U ₂₃	U ₁₃	U ₁₂
Rb(1)	25(1)	25(1)	38(1)	0	0	13(1)
Ga(1)	9(1)	7(1)	7(1)	0(1)	0(1)	4(1)
Se(1)	7(1)	7(1)	10(1)	0	0	4(1)
Se(2)	10(1)	7(1)	9(1)	0	0	4(1)
Se(3)	8(1)	8(1)	9(1)	0	0	4(1)
O(1)	20(1)	13(1)	15(1)	-3(1)	-10(1)	8(1)
O(2)	12(1)	16(1)	11(1)	5(1)	0(1)	5(1)
O(3)	10(1)	8(1)	17(1)	0(1)	4(1)	2(1)
O(4)	7(1)	6(1)	24(2)	0	0	2(1)
CsGa₃(SeO₃)₂(Se₂O₅)₃						
	U ₁₁	U ₂₂	U ₃₃	U ₂₃	U ₁₃	U ₁₂
Cs(1)	22(1)	22(1)	32(1)	0	0	11(1)
Ga(1)	11(1)	11(1)	10(1)	0(1)	0(1)	6(1)
Se(1)	11(1)	11(1)	11(1)	0	0	5(1)
Se(2)	9(1)	12(1)	12(1)	0	0	6(1)
Se(3)	10(1)	10(1)	13(1)	0	0	5(1)
O(1)	9(4)	22(4)	17(3)	-8(3)	-5(3)	7(3)
O(2)	15(4)	15(4)	19(3)	-1(3)	9(3)	6(3)
O(3)	10(3)	15(4)	16(3)	7(3)	3(3)	6(3)
O(4)	10(5)	13(5)	19(4)	0	0	7(4)

CsIn₃(SeO₃)₂(Se₂O₅)₃

	U ₁₁	U ₂₂	U ₃₃	U ₂₃	U ₁₃	U ₁₂
Cs(1)	28(1)	28(1)	44(1)	0	0	14(1)
In(1)	13(1)	14(1)	12(1)	0(1)	1(1)	6(1)
Se(1)	14(1)	12(1)	14(1)	0	0	6(1)
Se(2)	14(1)	18(1)	16(1)	0	0	9(1)
Se(3)	13(1)	13(1)	18(1)	0	0	6(1)
O(1)	24(2)	17(2)	18(2)	1(1)	9(2)	9(2)
O(2)	28(2)	36(2)	31(2)	-18(2)	-13(2)	24(2)
O(3)	13(2)	14(2)	29(2)	4(1)	-5(1)	3(2)
O(4)	15(3)	10(2)	36(3)	0	0	7(2)

Table S5. The alkali metal main group selenite has been reported.

Compounds	Space Group	SHG	E_g (eV)	Phase match
$\text{Cs}_3\text{Ga}_7(\text{SeO}_3)_{12}$	$Pm\bar{3}n$	-	-	-
$\text{Rb}_3\text{HGa}_2(\text{OH})_2(\text{SeO}_3)_4$	$Cmca$	-	-	-
$\text{Rb}_3\text{Ga}_5(\text{SeO}_3)_8(\text{HSeO}_3)_2 \cdot 0.5\text{H}_2\text{O}$	$P\bar{1}$	-	-	-
$\text{RbGa}(\text{SeO}_3)_2 \cdot \text{H}_2\text{O}$	$P\bar{1}$	-	-	-
$\text{LiGa}(\text{SeO}_3)_2$	$\bar{I}A2d$	$5\beta\text{-SiO}_2$	-	No
$\text{NaGa}(\text{SeO}_3)_2$	$Pnma$	-	-	-
$\text{KGa}(\text{SeO}_3)_2$	$Pnma$	-	-	-
$\text{CsGa}(\text{SeO}_3)_2$	$C2/m$	-	-	-
$\text{CsIn}_3\text{H}_2(\text{SeO}_3)_6 \cdot 2\text{H}_2\text{O}$	$Pnma$	-	-	-
$\text{Cs}_3\text{In}_5\text{H}_6(\text{SeO}_3)_{12}$	$P\bar{1}$	-	-	-
$\text{NaIn}(\text{SeO}_3)_2$	$Pnma$	-	-	-
$\text{KIn}(\text{SeO}_3)_2$	$Pnma$	-	-	-
$\text{RbIn}(\text{SeO}_3)_2$	$Pnma$	-	-	-
$\text{CsIn}(\text{SeO}_3)_2$	$R\bar{3}m$	-	-	-

Table S6. The dipole moments of AlO₆, GaO₆, InO₆ and SeO₃ units in CsAl₃(SeO₃)₂(Se₂O₅)₃, CsGa₃(SeO₃)₂(Se₂O₅)₃ and CsIn₃(SeO₃)₂(Se₂O₅)₃.

	Polar unit	x	y	z	Total (Debye)
CsAl ₃ [SeO ₃] ₂ [Se ₂ O ₅] ₃	Al(1)O ₆	-0.37	-0.37	0	0.37
	Se(1)O ₃	9.38	-15.09	0	21.39
	Se(2)O ₃	0	0	21.75	21.75
	Se(3)O ₃	25.58	12.25	0	22.15
CsGa ₃ [SeO ₃] ₂ [Se ₂ O ₅] ₃	Ga(1)O ₆	0.35	0.35	0	0.35
	Se(1)O ₃	-9.70	15.01	0	21.56
	Se(2)O ₃	0	0	-22.09	22.09
	Se(3)O ₃	-26.09	-12.30	0	22.60
CsIn ₃ [SeO ₃] ₂ [Se ₂ O ₅] ₃	In(1)O ₆	-0.07	-0.07	0	0.07
	Se(1)O ₃	13.64	-10.85	0	21.26
	Se(2)O ₃	25.41	13.75	0	22.03
	Se(3)O ₃	0	0	-21.63	21.63

Table S7. Flexibility index F of the anionic group of $\text{CsAl}_3(\text{SeO}_3)_2(\text{Se}_2\text{O}_5)_3$, $\text{CsGa}_3(\text{SeO}_3)_2(\text{Se}_2\text{O}_5)_3$ and $\text{CsIn}_3(\text{SeO}_3)_2(\text{Se}_2\text{O}_5)_3$.

	$R_a(\text{I-O})$ (Å)	$\text{Exp}[(R_0-R_a)/B]$	$(\sqrt{C_a} + \sqrt{C_b})^2/R_a^2$	F
AlO_6	1.907	0.501	4.808	0.104
Se(1)O_3	1.717	1.289	6.716	0.192
Se(2)O_3	1.722	1.272	6.677	0.202
Se(3)O_3	1.684	1.410	6.981	0.191

	$R_a(\text{I-O})$ (Å)	$\text{Exp}[(R_0-R_a)/B]$	$(\sqrt{C_a} + \sqrt{C_b})^2/R_a^2$	F
GaO_6	1.979	0.510	4.464	0.114
Se(1)O_3	1.718	1.284	6.708	0.191
Se(2)O_3	1.688	1.397	6.948	0.201
Se(3)O_3	1.711	1.310	6.763	0.194

	$R_a(\text{I-O})$ (Å)	$\text{Exp}[(R_0-R_a)/B]$	$(\sqrt{C_a} + \sqrt{C_b})^2/R_a^2$	F
InO_6	2.142	0.523	3.811	0.137
Se(1)O_3	1.718	1.286	6.708	0.192
Se(2)O_3	1.712	1.307	6.755	0.193
Se(3)O_3	1.690	1.387	6.932	0.200

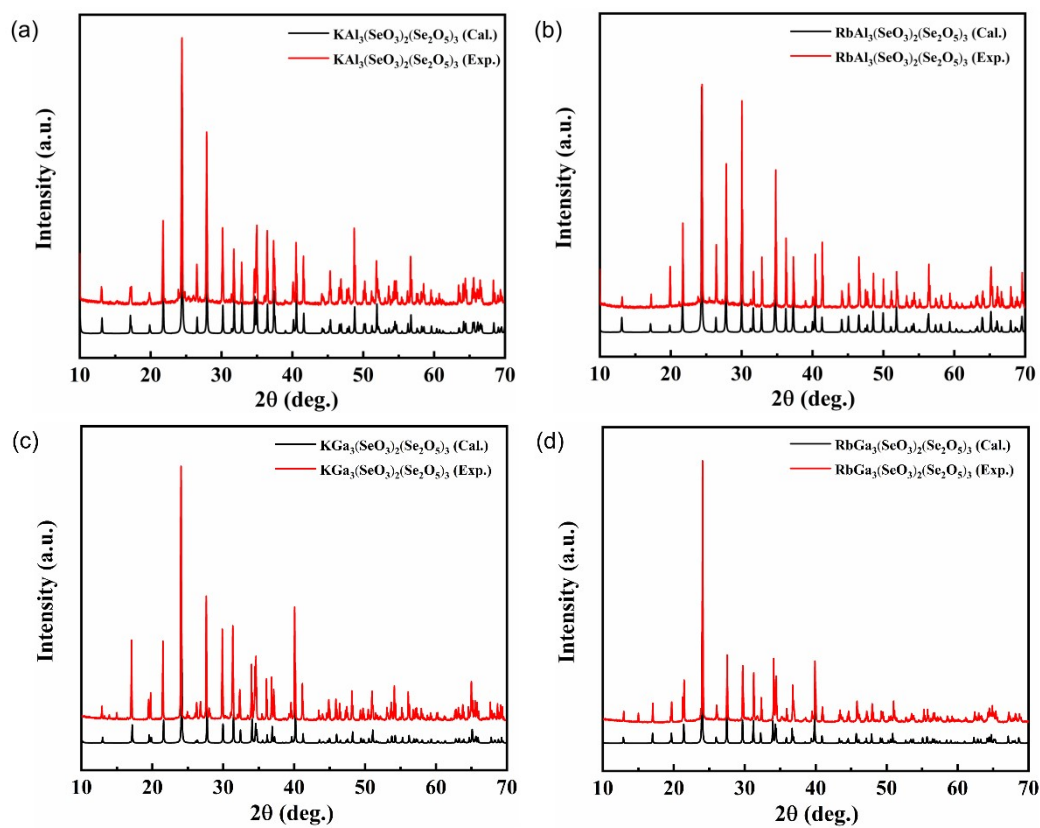


Figure S1. The synthesized sample and calculated PXRD patterns of $\text{KAl}_3(\text{SeO}_3)_2(\text{Se}_2\text{O}_5)_3$ (a); $\text{RbAl}_3(\text{SeO}_3)_2(\text{Se}_2\text{O}_5)_3$ (b); $\text{KGa}_3(\text{SeO}_3)_2(\text{Se}_2\text{O}_5)_3$ (c) and $\text{RbGa}_3(\text{SeO}_3)_2(\text{Se}_2\text{O}_5)_3$ (d).

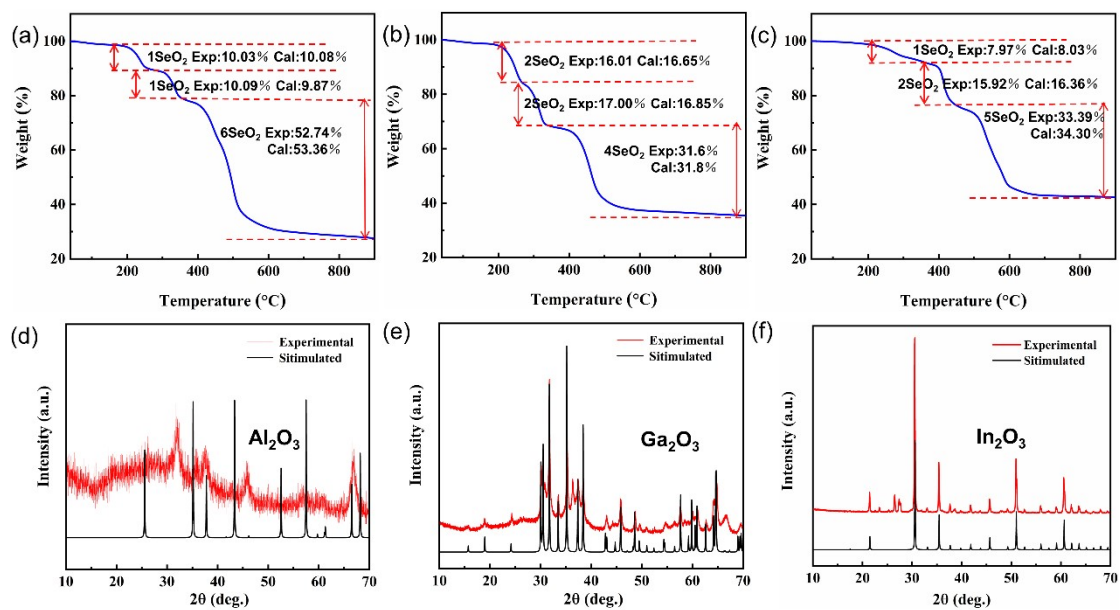


Figure S2. TG curves of CsAl₃(SeO₃)₂(Se₂O₅)₃ (a), CsGa₃(SeO₃)₂(Se₂O₅)₃ (b) and CsIn₃(SeO₃)₂(Se₂O₅)₃ (c); The XRD patterns of residues after TG of CsAl₃(SeO₃)₂(Se₂O₅)₃ (d), CsGa₃(SeO₃)₂(Se₂O₅)₃ (e) and CsIn₃(SeO₃)₂(Se₂O₅)₃ (f).

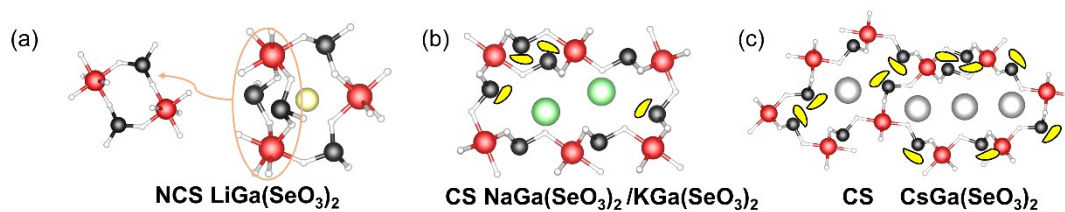


Figure S3. Ball-and-stick representations of the network of GaO₆ octahedra and SeO₃ groups in LiGa(SeO₃)₂ (a); NaGa(SeO₃)₂/KGa(SeO₃)₂ (b); CsGa(SeO₃)₂ (c) . Lone pair on Se⁴⁺ is drawn schematically and not the result of the electron localization function (ELF) calculation.




Figure S4. Thickness of crystals $\text{CsAl}_3(\text{SeO}_3)_2(\text{Se}_2\text{O}_5)_3$ (a); $\text{CsGa}_3(\text{SeO}_3)_2(\text{Se}_2\text{O}_5)_3$ (b) and $\text{CsIn}_3(\text{SeO}_3)_2(\text{Se}_2\text{O}_5)_3$ (c).

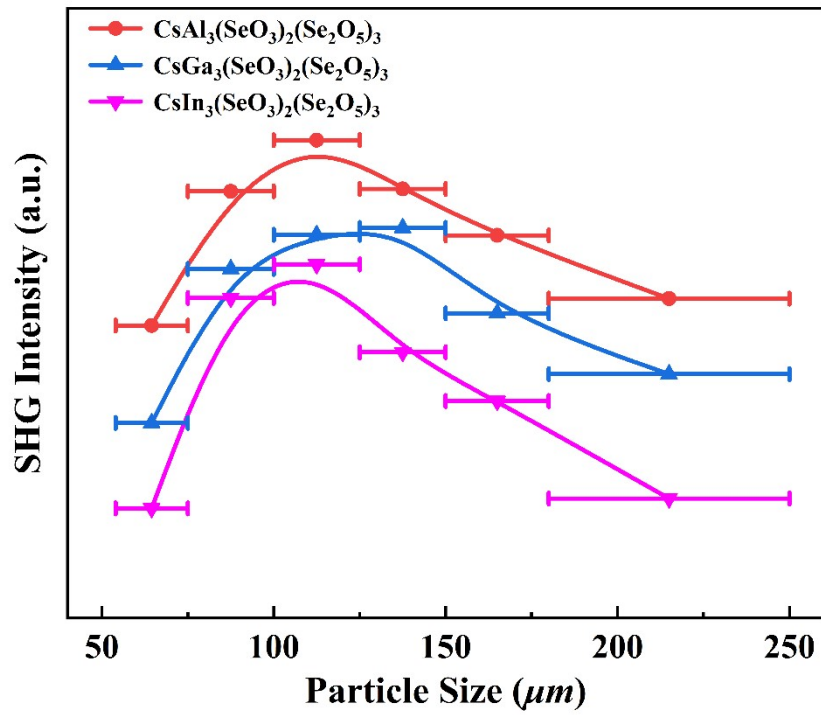


Figure S5. Phase-matching curves of $\text{CsAl}_3(\text{SeO}_3)_2(\text{Se}_2\text{O}_5)_3$, $\text{CsGa}_3(\text{SeO}_3)_2(\text{Se}_2\text{O}_5)_3$ and $\text{CsIn}_3(\text{SeO}_3)_2(\text{Se}_2\text{O}_5)_3$.

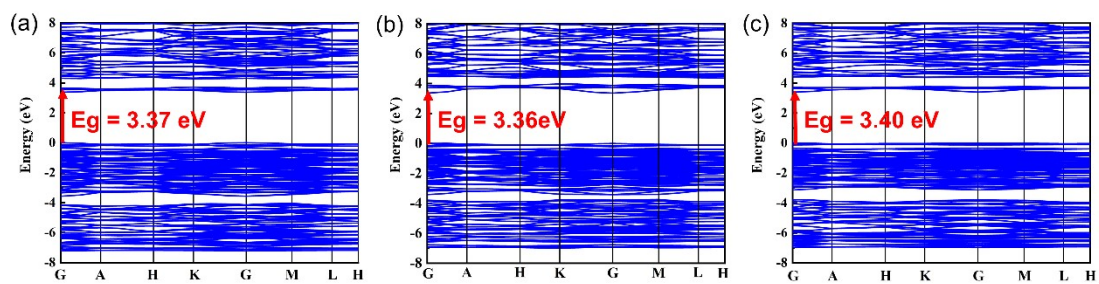


Figure S6. The calculated band structure of $\text{CsAl}_3(\text{SeO}_3)_2(\text{Se}_2\text{O}_5)_3$ (a); $\text{CsGa}_3(\text{SeO}_3)_2(\text{Se}_2\text{O}_5)_3$ (b) and $\text{CsIn}_3(\text{SeO}_3)_2(\text{Se}_2\text{O}_5)_3$ (c).

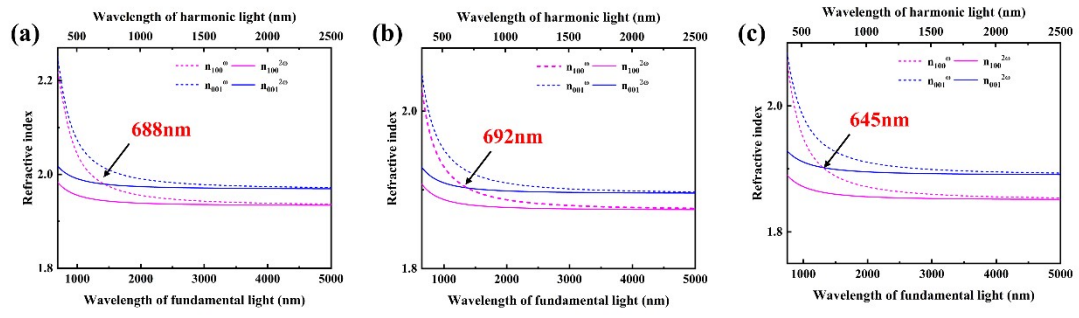


Figure S7. The curves of phase-matching wavelength regions and refractive index dispersion in (a) $\text{CsAl}_3(\text{SeO}_3)_2(\text{Se}_2\text{O}_5)_3$, (b) $\text{CsGa}_3(\text{SeO}_3)_2(\text{Se}_2\text{O}_5)_3$ and (c) $\text{CsIn}_3(\text{SeO}_3)_2(\text{Se}_2\text{O}_5)_3$.

References

- (1) G. M. Sheldrick, *Acta Crystallogr., Sect. A: Found. Adv.* 2015, **71**, 3-8.
- (2) G. M. Sheldrick, *Acta Crystallogr., Sect. A: Found. Crystallogr.* 2007, **64**, 112-122.
- (3) A. L. Spek, *J. Appl. Crystallogr.* 2003, **36**, 7-13.
- (4) M. D. Segall, P. J. D. Lindan, M. J. Probert, C. J. Pickard, P. J. Hasnip, S. J. Clark, M. C. Payne, *J. Phys. Condens. Matter* 2002, **14**, 2717-2744
- (5) L. J. Sham, M. Schlüter, *Phys. Rev. B* 1985, **32**, 3883-3889.
- (6) L. Stixrude, R. E. Cohen, D. J. Singh, *Phys. Rev. B* 1994, **50**, 6442-6445.
- (7) J. P. Perdew, A. Ruzsinszky, G. I. Csonka, O. A. Vydrov, G. E. Scuseria, L. A. Constantin, X. Zhou, K. Burke, *Phys. Rev. Lett.* 2008, **100**, 1-4.
- (8) D. R. Hamann, M. Schlüter, C. Chiang, *Phys. Rev. Lett.* 1979, **43**, 1494-1497.
- (9) H. J. Monkhorst, J. D. Pack, *Phys. Rev. B* 1976, **13**, 5188-5192.