

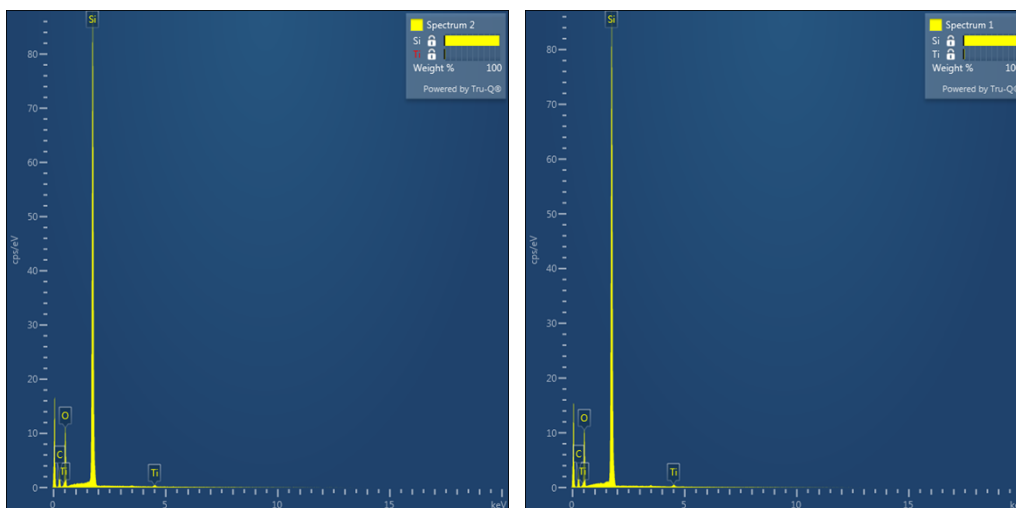
*Electronic Supplementary Information*

Titanium dioxide functionalized silicon carbide  
phases as heterogeneous epoxidation catalysts

*Léa Gonçalves, Olinda Gimello, Karim Bouchmella, Peter Hesemann, and Johan G.*

*Alauzun\**

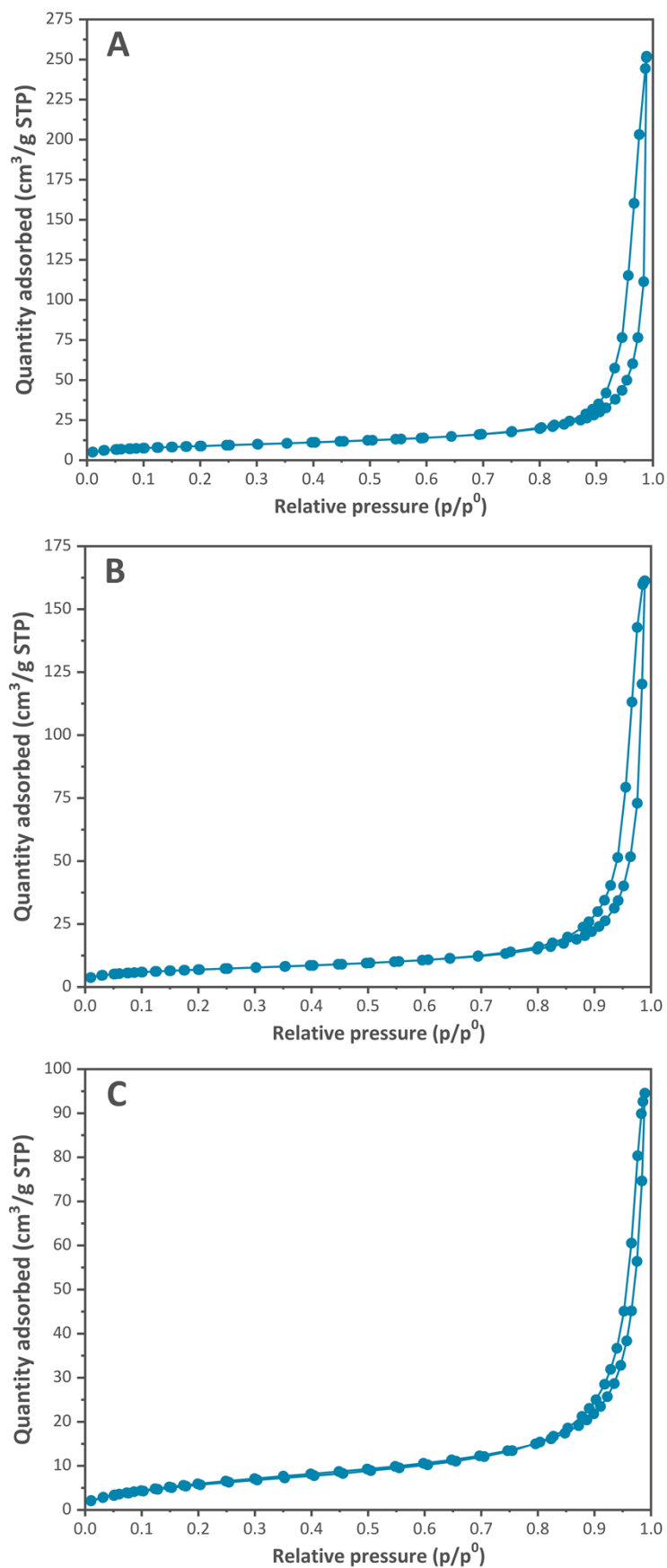
ICGM, Univ Montpellier, CNRS, ENSCM, Montpellier, France.



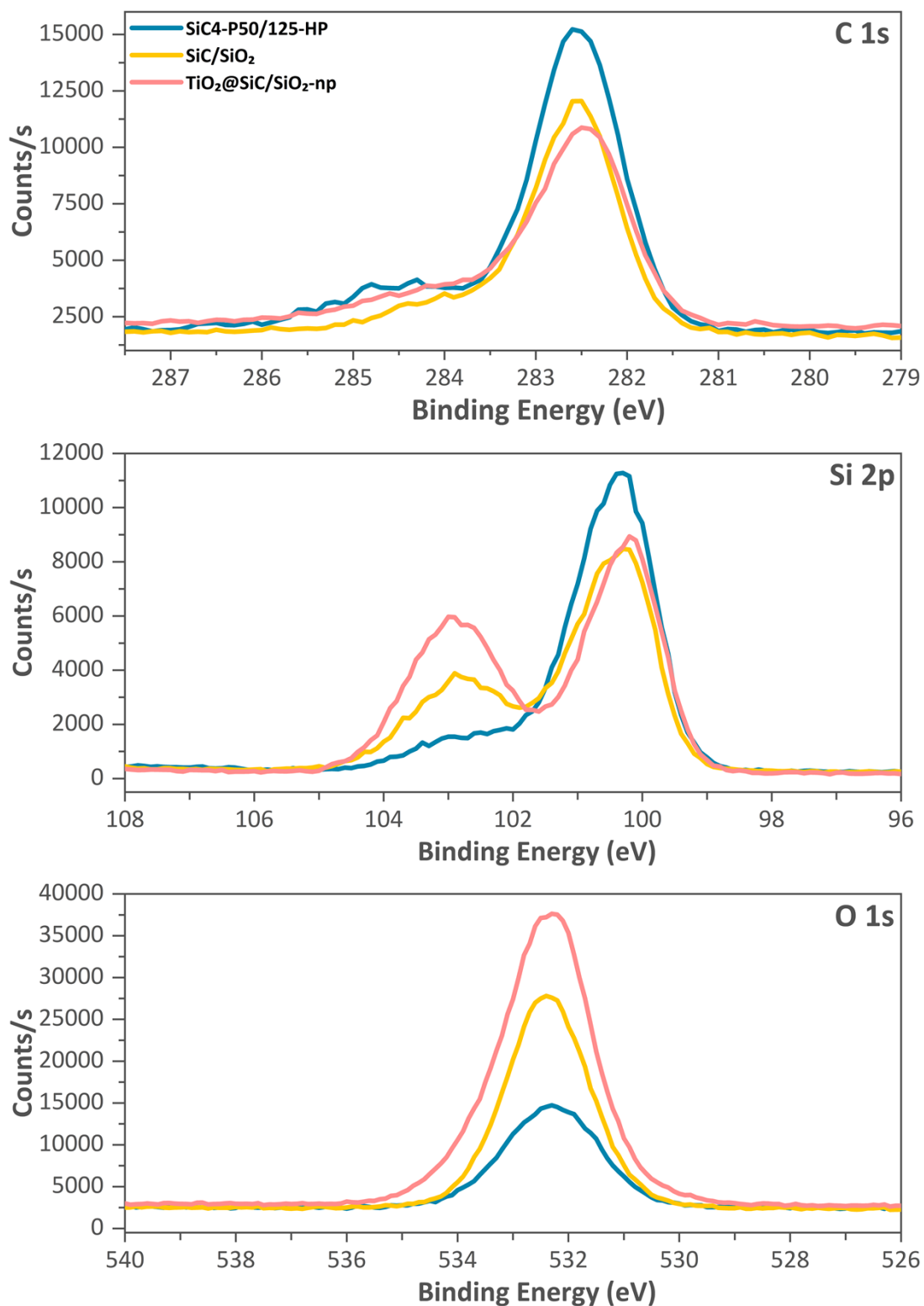
**Figure S1** EDX spectra of the material  $\text{TiO}_2@\text{SiC}/\text{SiO}_2\text{-p}$

**Table S1** Ti and Si contents of material  $\text{TiO}_2@\text{SiC}/\text{SiO}_2\text{-p}$  measured by EDX

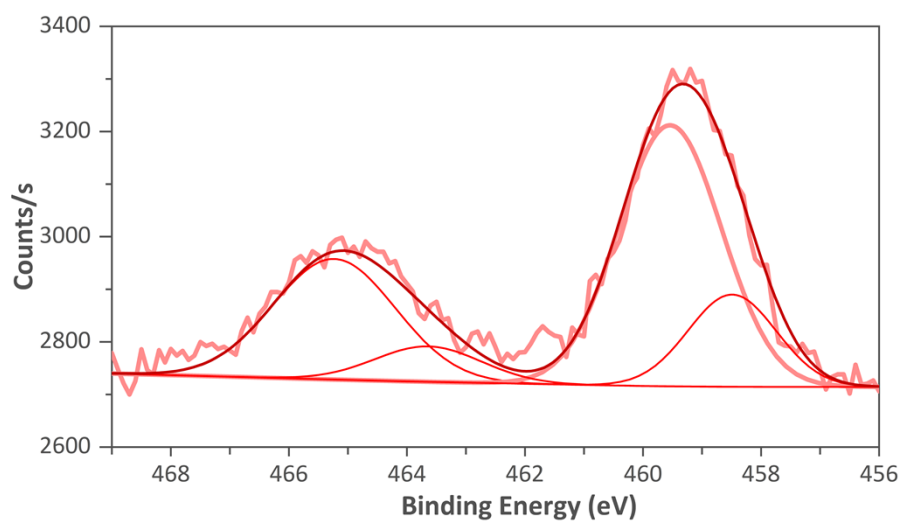
Spectrum Label	Spectrum 1	Spectrum 2
Si	98.83	99.02
Ti	1.17	0.98
Total	100.00	100.00
Statistics	Si	Ti
Max	99.02	1.17
Min	98.83	0.98
Average	98.93	1.07
Standard Deviation	0.13	0.13



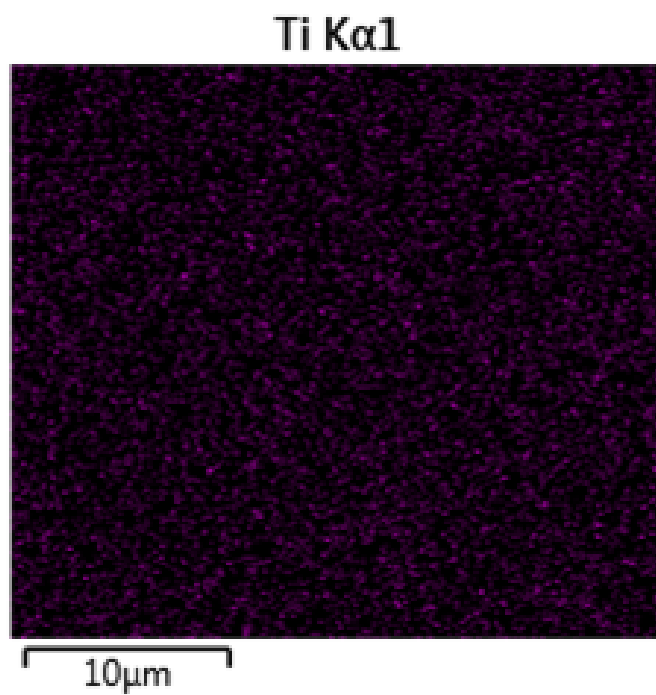
**Figure S2:** Nitrogen sorption isotherms of the materials (A) SiC, (B) SiC/SiO<sub>2</sub> and (C) TiO<sub>2</sub>@SiC/SiO<sub>2</sub>-p



**Figure S3** XPS spectra of the commercial SiC material (SiC4-P50/125-HP) before (blue) and after oxidation (SiC/SiO<sub>2</sub>, yellow) at 1000°C under air during 2h and after titanium-grafting “TiO<sub>2</sub>@SiC/SiO<sub>2</sub>-np” (pink)



**Figure S4** XPS Ti 2p spectra of “TiO<sub>2</sub>@SiC/SiO<sub>2</sub>-np”



**Figure S5** EDX mapping of the TiO<sub>2</sub>@SiC/SiO<sub>2</sub>-p material