

## Supporting Information File

# ZnFe<sub>2</sub>O<sub>4</sub> loaded on municipal waste-char: Outstanding adsorption and photocatalytic removal of contaminants

*Aaliya Qureashi<sup>a</sup>, Firdous Ahmad Ganaie<sup>a</sup>, Arshid Bashir\*<sup>a,b</sup>, Irfan Nazir<sup>a</sup>, Zia-ul Haq<sup>a</sup>, Lateef Ahmad Malik<sup>a</sup>, Kaniz Fatima<sup>a</sup>, Altaf Hussain Pandith\*<sup>a</sup>*

<sup>a</sup> Laboratory of Nanoscience and Quantum Computations, Department of Chemistry, University of Kashmir, Hazratbal, Srinagar, J&K, India

<sup>b</sup> Govt. Higher Secondary School, Drabgam, Pulwama, J&K, India

**\*Corresponding Author:**

E-mail: [altafpandit23@gmail.com](mailto:altafpandit23@gmail.com)

[arshidbashir7@gmail.com](mailto:arshidbashir7@gmail.com)

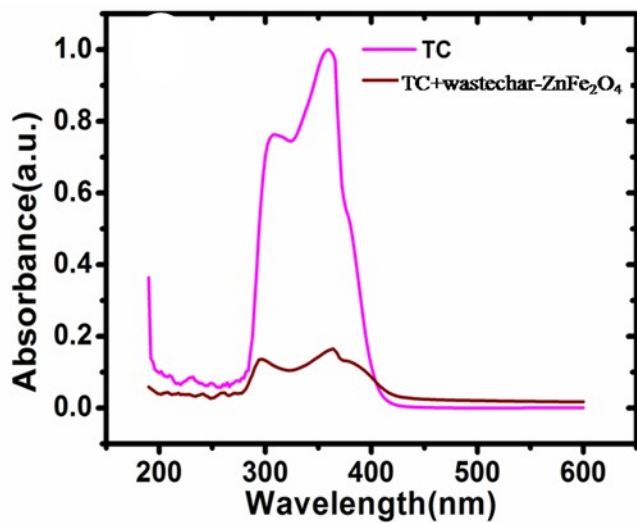


Fig. S1:-Effect of waste-char-ZnFe<sub>2</sub>O<sub>4</sub> on TC

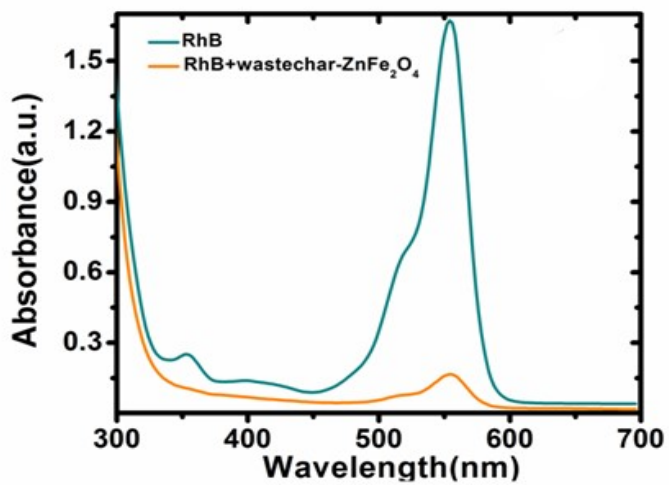


Fig. S2: Effect of waste -char-ZnFe<sub>2</sub>O<sub>4</sub> on RhB

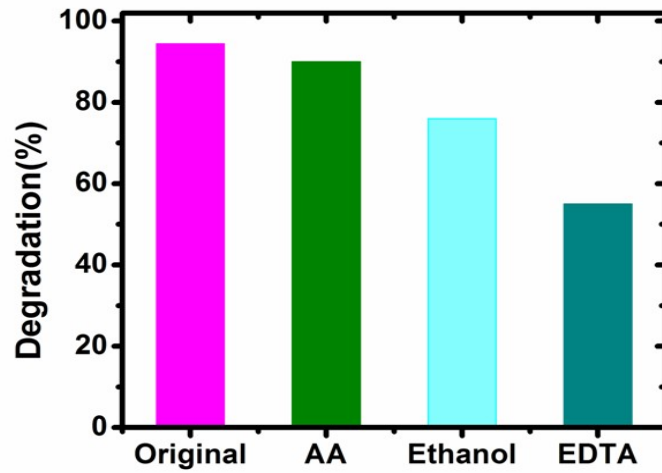


Fig. S3: Effect of scavengers on photocatalysis of RhB.

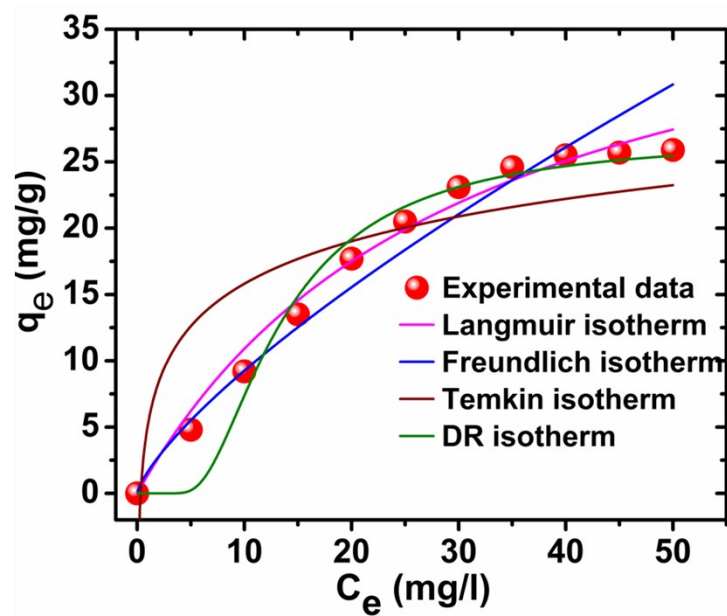
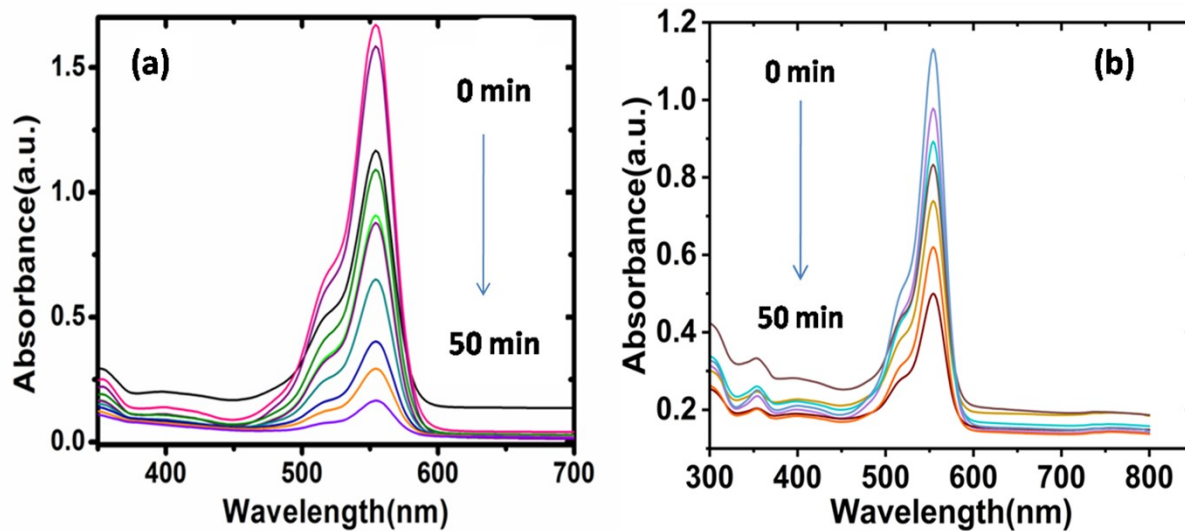


Fig. S4: Non-linear Langmuir, Freundlich, Temkin, and D-R adsorption isotherm modeling for adsorption of RhB on waste-char-ZnFe<sub>2</sub>O<sub>4</sub>. Batch conditions: contact time: 30 min; temperature: 298K; pH: 7; adsorbent dose: 30 mg; solution volume: 30 mL.



**Fig. S5:** UV spectra showing increase in the removal percentage of Rhodamine B with time in (a) Distilled water (b) Dal water