

Mitochondrial-targeted fluorophore: synthesis, property and cells imaging

Jindao Liu^{a,b}, Lin Kong^{a,b} and Yi Chen^{a,b*}

^aKey Laboratory of Photochemical Conversion and Optoelectronic Materials, Technical Institute of Physics and Chemistry, The Chinese Academy of Sciences, Beijing, 100190, China. Fax: 86 10

6487 9375; Tel: 86 10 8254 3595; E-mail: yichen@mail.ipc.ac.cn

^bUniversity of Chinese Academy of Sciences, Beijing, 100190, China

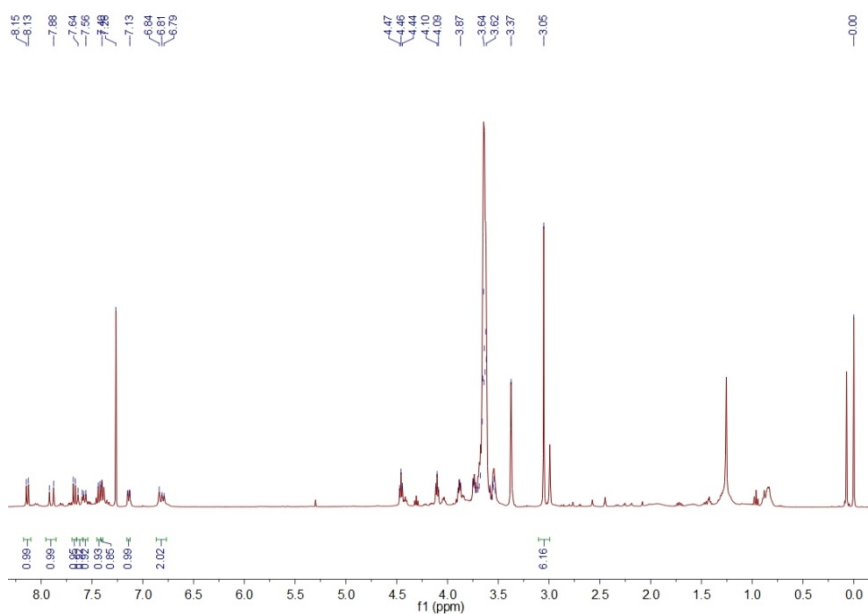


Figure S1. ¹H-NMR spectroscopy of **BQ-mPEG** (solvent: CDCl₃).

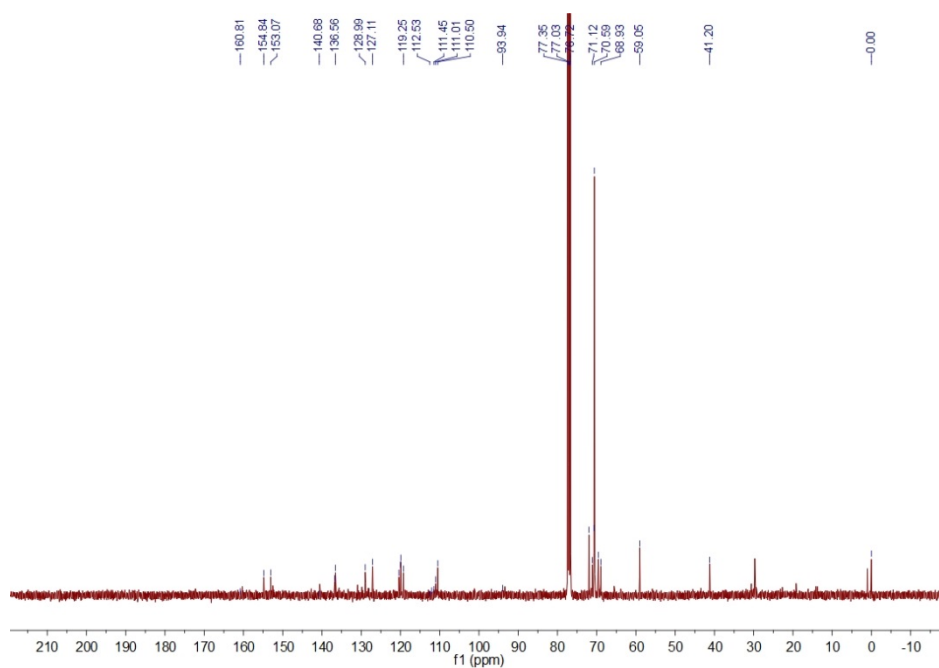


Figure S2. ^{13}C -NMR spectroscopy of **BQ-mPEG** (solvent: CDCl_3).

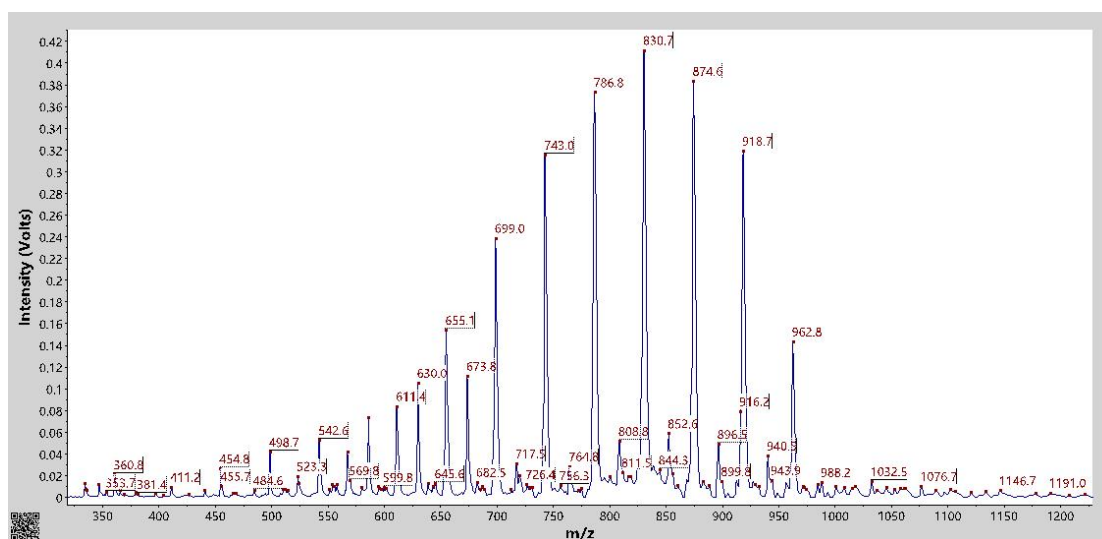


Figure S3. HR-MS spectroscopy of **BQ-mPEG**.