

Ce-doped Co_3O_4 nanoplates for photo-assisted methanol electrocatalytic oxidation

Dandan Wang, Quan Du, Meng Li, Lei Qian*, Fangxuan Wang

College of Materials and Chemistry & Chemical Engineering, Chengdu University of Technology, Chengdu, Sichuan, 610059, China

* Corresponding author. qianlei13@cdut.cn.

Supporting Information

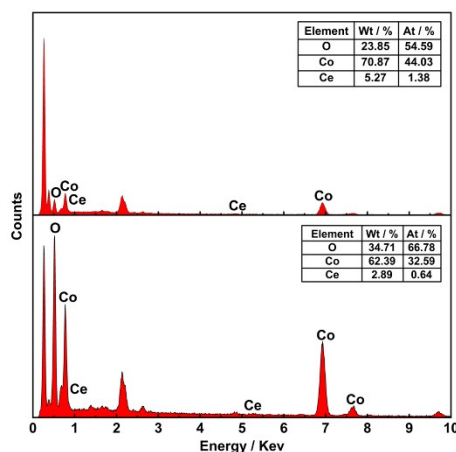


Figure S1 The EDS of Ce-ZIF-67 (A) and Ce- Co_3O_4 (B).



Figure S2 SEM images (A) and EDS mapping of Co_3O_4 (B),(C).




Figure S3 SEM images (A) and EDS mapping of Ce-Co₃O₄ (B),(C),(D).

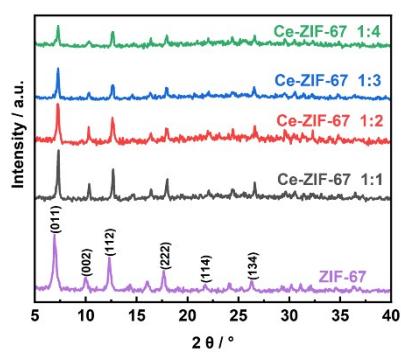


Figure S4 The XRD pattern of Ce-ZIF-67 by controlling the ratio of ZIF-67 and CeCl₃·7H₂O was 1:1, 1:2, 1:3 and 1:4.

Table S1 The fitting R_{ct} Data for different materials.

	Co ₃ O ₄	Ce-Co ₃ O ₄	Zn-Co ₃ O ₄	Co-Co ₃ O ₄	Ni-Co ₃ O ₄	Ce-Co ₃ O ₄ (1:1)	Ce-Co ₃ O ₄ (1:2)	Ce-Co ₃ O ₄ (1:3)	Ce-Co ₃ O ₄ (1:4)
R _{ct} Light on / Ω	6378	3454	4591	5412	5716	1932	1758	1886	2674
R _{ct} Light off / Ω	2706	4							