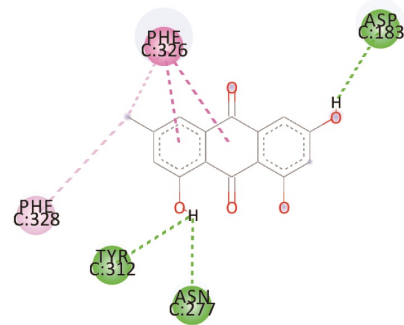
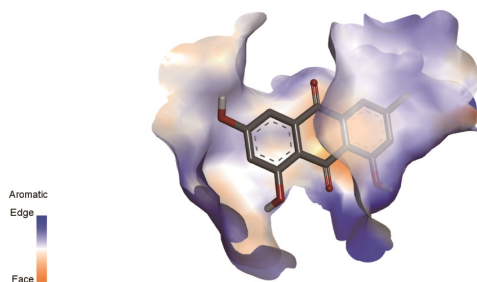


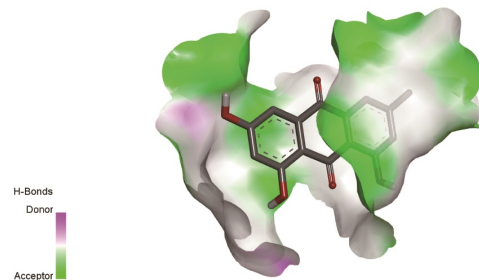
(a) 3D interaction structure of emodin with ACTG2



(b) 2D interaction plane diagram of emodin with ACTG2



(c) Aromatic interactions between emodin and ACTG2



(d) Hydrogen bonding interactions between emodin and ACTG2