

Supplementary Material

Near-infrared fluorescence probe for the selective and sensitive detection of sulfur ions based on glutathione capped gold nanocluster

Jia Shi^a, Zhuorong Fan^b, Rongrong Zhang^b, Ziyu Feng^b, Xiaojuan Gong^b, Shengmei Song^b, Wenjuan Dong^{b*}

a Fenyang College of Shanxi Medical University, Fenyang 032200, PR China

b Institute of Environmental Science, Shanxi University, Taiyuan 030006, PR China

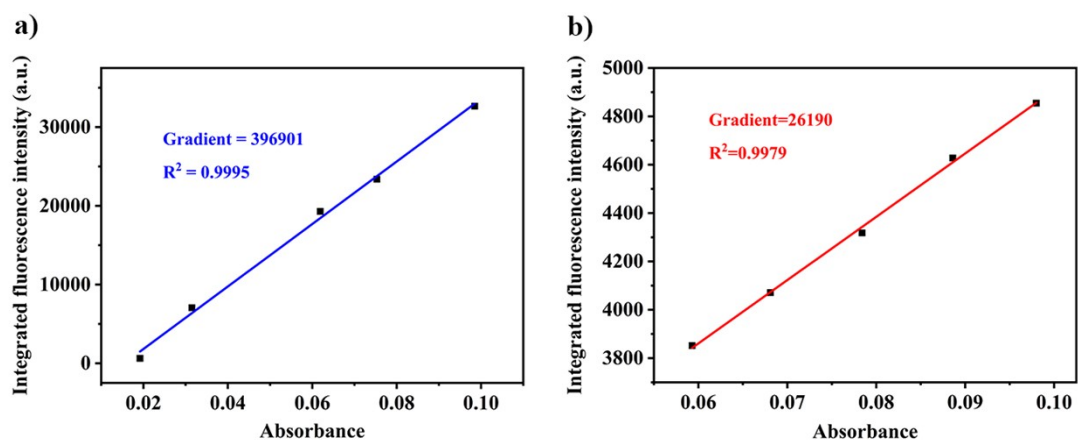


Fig. S1. The measurement of fluorescence quantum yield for GSH-AuNCs.

* Corresponding author.

E-mail addresses: wjdong@sxu.edu.cn (W. Dong)

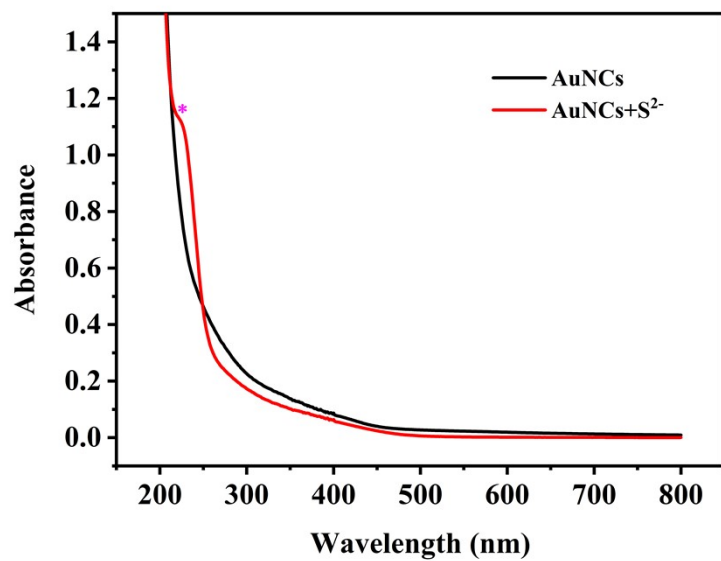


Fig. S2. UV-vis absorption spectra of GSH-AuNCs in the absence and presence of S²⁻.

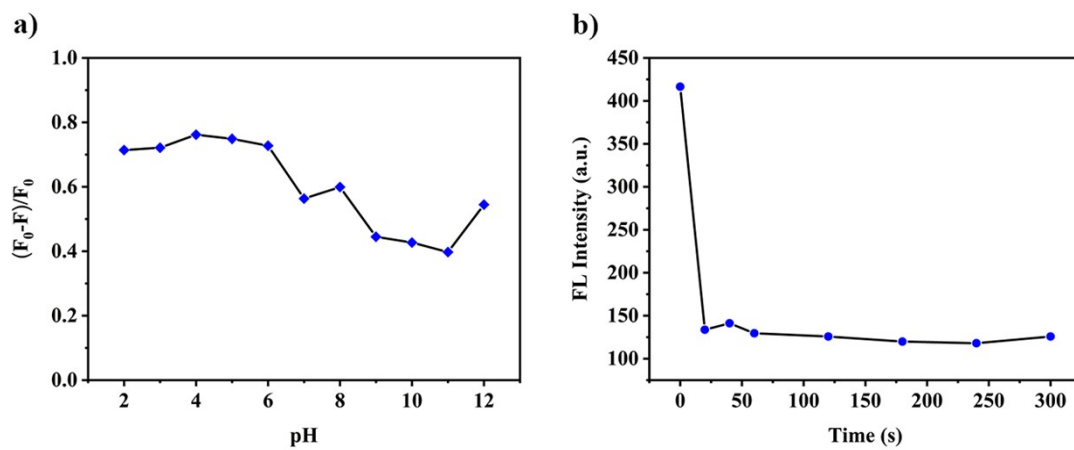


Fig. S3. The effect of pH (a) and incubation time (b) on the fluorescence intensity of GSH-AuNCs solution.