

Supporting Information

Formation of Hydrocarbons and Carbon Oxides in MXene Reactions with Water under Varying Oxidative Conditions

Shuohan Huang^{†,*}, Guanglei Xiang[†], Vadym N. Mochalin^{‡,§,*}

[†]State Key Laboratory of Advanced Fiber Materials, College of Materials Science and Engineering, Donghua University, Shanghai 201620, China

[‡]Department of Chemistry, Missouri University of Science & Technology, Rolla, MO 65409, USA

[§]Department of Materials Science & Engineering, Missouri University of Science & Technology, Rolla, MO 65409, USA

*Corresponding Author: huangs@dhu.edu.cn, mochalinv@mst.edu

ORCID:

Vadym N. Mochalin: 0000-0001-7403-1043

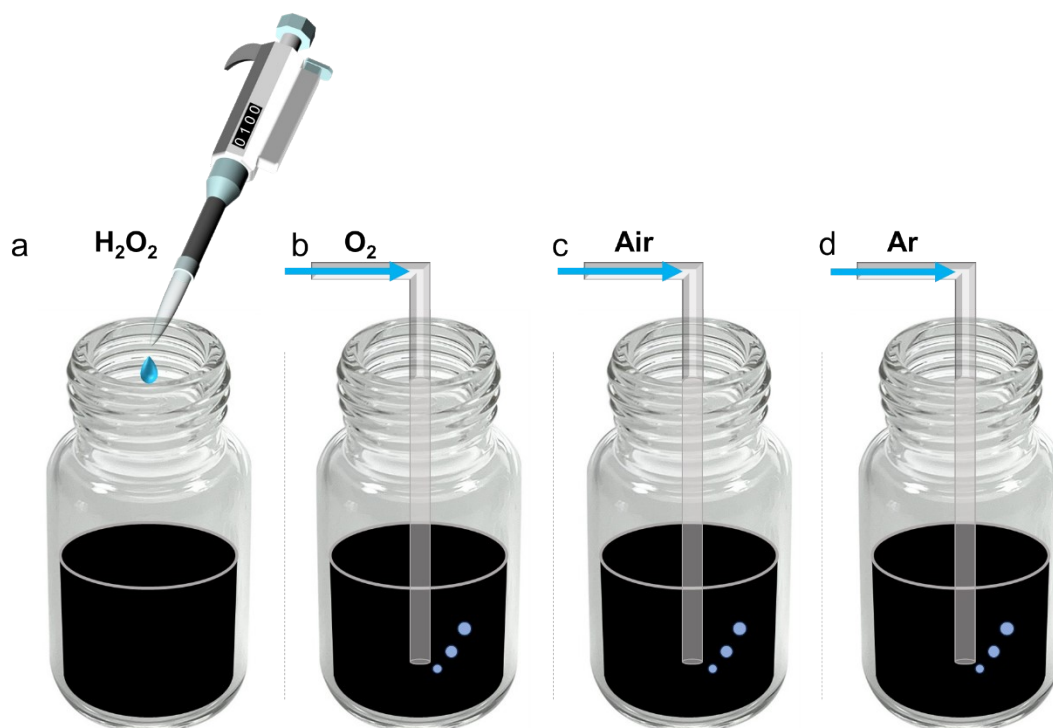


Figure S1. Preparation for MXene degradation samples under (a) H₂O₂, (b) O₂, (c) air, and (d) Ar. The samples were sealed immediately after purging.

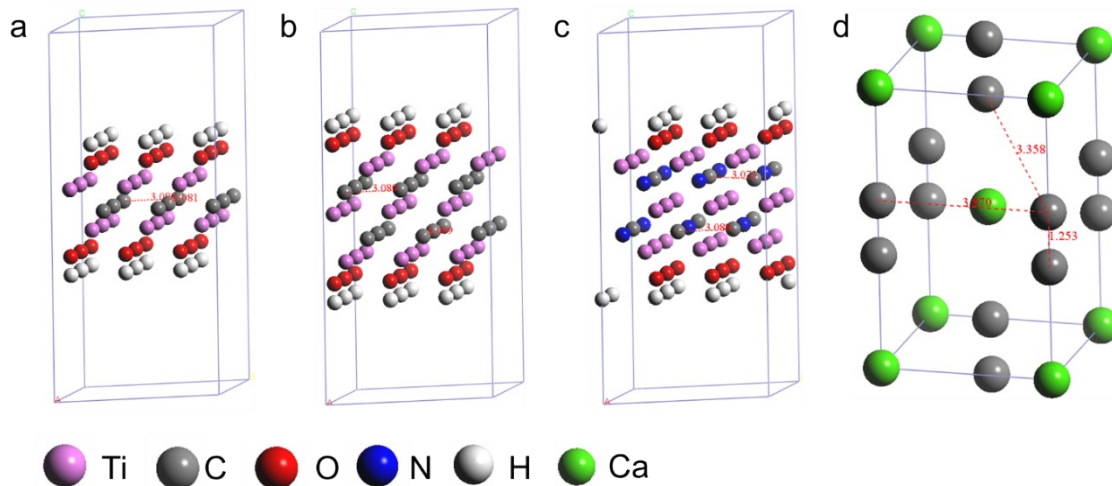


Figure S2. DFT optimized atomistic models of monolayer (a) $\text{Ti}_2\text{C}(\text{OH})_2$, (b) $\text{Ti}_3\text{C}_2(\text{OH})_2$, (c) $\text{Ti}_3\text{CN}(\text{OH})_2$, and (d) CaC_2 .

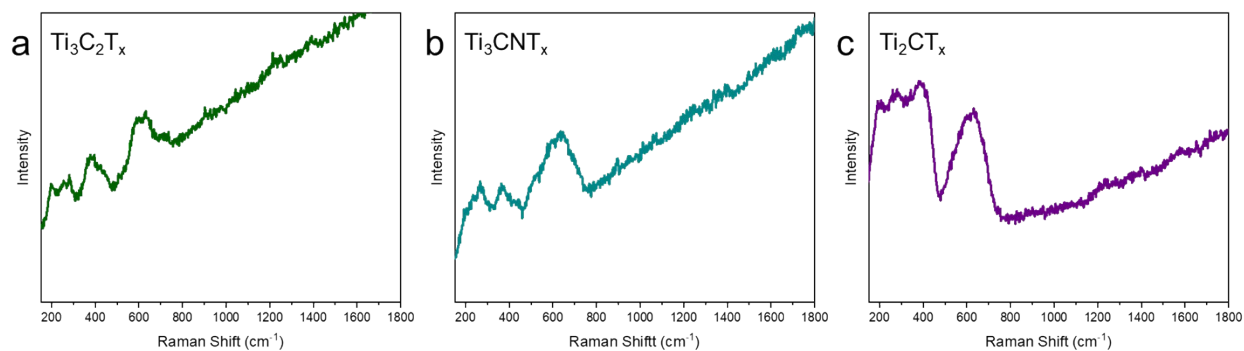


Figure S3. Raman spectra of (a) $\text{Ti}_3\text{C}_2\text{T}_x$, (b) Ti_3CNT_x , and (c) Ti_2CT_x MXenes recorded in an extended range of frequencies to show region of carbon Raman peaks.

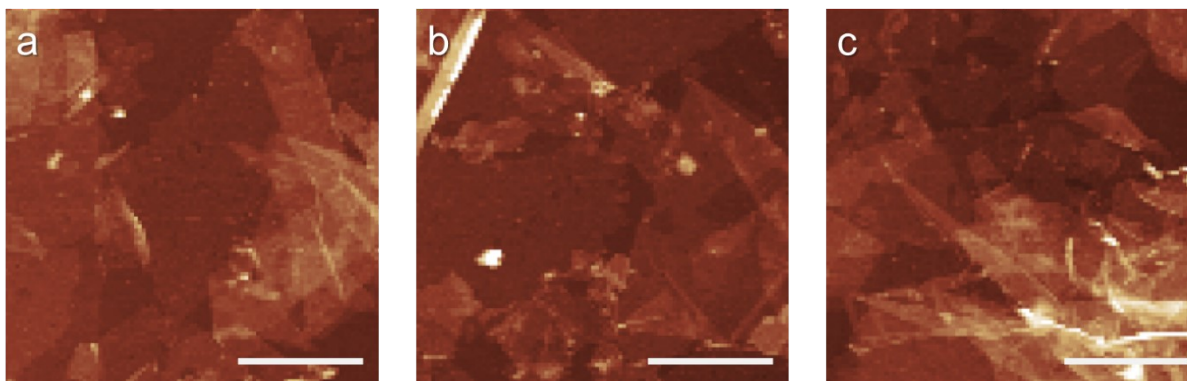


Figure S4. AFM images of (a) $\text{Ti}_3\text{C}_2\text{T}_x$, (b) Ti_3CNT_x , and (c) Ti_2CT_x MXenes. Scale bars are 1 μm .

Table S1. Gas composition produced from MXenes under various environmental conditions.

Ti ₂ CT _x	Gas	mol. %	SD	Ti ₃ CNT _x	Gas	mol. %	SD	Ti ₃ C ₂ T _x	Gas	mol. %	SD
H ₂ O ₂	CH ₄	75.72	2.72	H ₂ O ₂	CH ₄	33.38	2.41	H ₂ O ₂	CH ₄	54.33	11.41
	C ₂ H ₂	1.92	0.14		C ₂ H ₂	0.90	0.13		C ₂ H ₂	0.17	0.03
	C ₂ H ₄	2.73	0.09		C ₂ H ₄	1.13	0.10		C ₂ H ₄	1.84	0.21
	C ₂ H ₆	0.76	0.04		C ₂ H ₆	0.11	0.02		C ₂ H ₆	0.20	0.05
	CO	13.26	2.72		CO	41.87	4.77		CO	31.32	7.58
	CO ₂	5.61	0.87		CO ₂	22.61	6.24		CO ₂	12.14	4.31
O ₂	CH ₄	97.86	0.22	O ₂	CH ₄	90.84	0.54	O ₂	CH ₄	88.51	1.29
	C ₂ H ₂	0.00	0.00		C ₂ H ₂	0.24	0.03		C ₂ H ₂	0.12	0.03
	C ₂ H ₄	0.10	0.05		C ₂ H ₄	2.64	0.16		C ₂ H ₄	3.48	0.21
	C ₂ H ₆	0.48	0.05		C ₂ H ₆	0.49	0.01		C ₂ H ₆	0.34	0.02
	CO	0.00	0.00		CO	3.49	0.87		CO	5.60	0.96
	CO ₂	1.56	0.20		CO ₂	2.30	0.21		CO ₂	1.95	0.14
Air	CH ₄	98.94	0.14	Air	CH ₄	95.32	0.45	Air	CH ₄	91.09	0.83
	C ₂ H ₂	0.00	0.00		C ₂ H ₂	0.11	0.01		C ₂ H ₂	0.15	0.01
	C ₂ H ₄	0.03	0.00		C ₂ H ₄	1.87	0.19		C ₂ H ₄	3.93	0.26
	C ₂ H ₆	0.29	0.02		C ₂ H ₆	0.55	0.03		C ₂ H ₆	0.37	0.01
	CO	0.00	0.00		CO	1.15	0.47		CO	3.48	0.66
	CO ₂	0.74	0.13		CO ₂	1.00	0.11		CO ₂	0.98	0.04
Ar	CH ₄	99.48	0.11	Ar	CH ₄	96.75	0.36	Ar	CH ₄	93.44	1.27
	C ₂ H ₂	0.00	0.00		C ₂ H ₂	0.20	0.04		C ₂ H ₂	0.19	0.05
	C ₂ H ₄	0.03	0.01		C ₂ H ₄	1.58	0.22		C ₂ H ₄	3.84	0.71
	C ₂ H ₆	0.15	0.03		C ₂ H ₆	0.39	0.06		C ₂ H ₆	0.39	0.04
	CO	0.00	0.00		CO	0.00	0.00		CO	0.82	0.82
	CO ₂	0.34	0.12		CO ₂	1.08	0.14		CO ₂	1.32	0.48