

## Supplementary Information

### **A general approach to construct selenopheno[3,2-*b*]indole-cored molecules using Fischer indolization**

**Roman A. Irgashev\* and Alexander S. Steparuk**

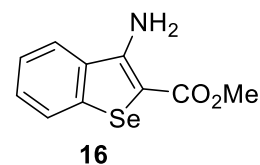
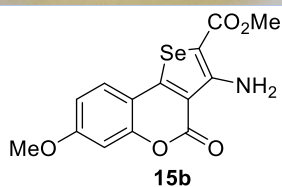
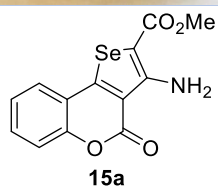


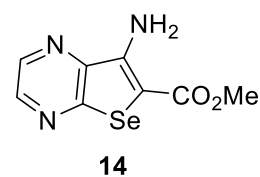
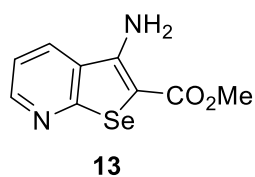
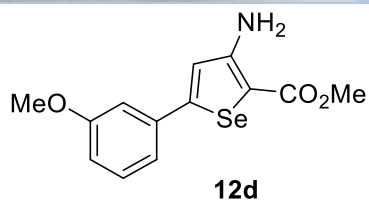
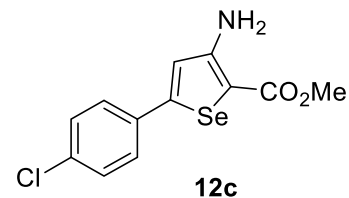
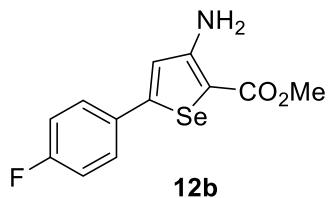
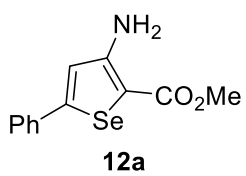
Postovsky Institute of Organic Synthesis, Ural Branch of the Russian Academy of Sciences,  
Ekaterinburg, 620137, Russia

\*Corresponding author, e-mail: [irgashev\\_ra@mail.ru](mailto:irgashev_ra@mail.ru), [irgashev@ios.uran.ru](mailto:irgashev@ios.uran.ru)


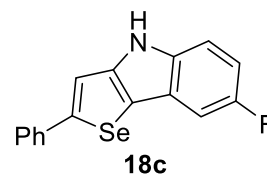
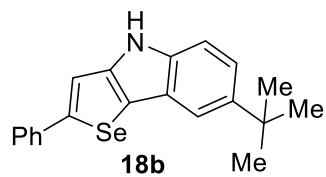
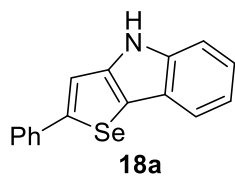
### **Table of content**

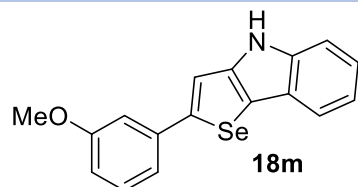
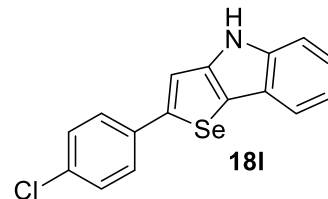
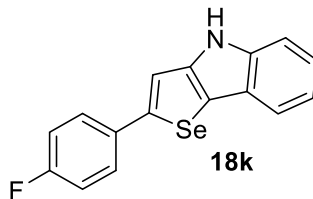
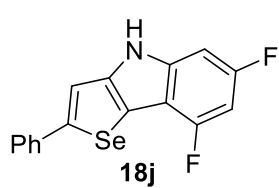

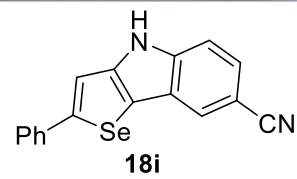
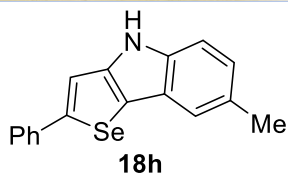
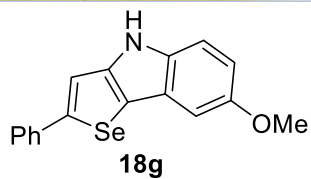
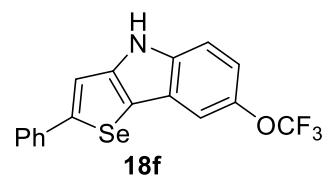
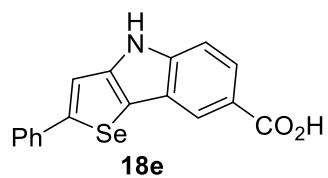
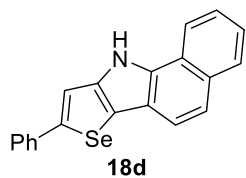
1. Photos of starting compounds <b>12a-d</b> , <b>13</b> , <b>14</b> , <b>15a,b</b> and <b>16</b>	<b>S2</b>
2. Photos of selenopheno[3,2- <i>b</i> ]indoles <b>18</b>	<b>S2</b>
3. Photos of pyrido[3',2':4,5]selenopheno[3,2- <i>b</i> ]indoles <b>19</b>	<b>S4</b>
4. Photos of pyrazino[2',3':4,5]selenopheno[3,2- <i>b</i> ]indole <b>20</b>	<b>S5</b>
5. Photos of chromeno[3',4':4,5]selenopheno[3,2- <i>b</i> ]indol-6-ones <b>21</b>	<b>S6</b>
6. Photos of benzo[4,5]selenopheno[3,2- <i>b</i> ]indoles <b>22</b>	<b>S6</b>

1. Photos of starting compounds **12a-d**, **13**, **14**, **15a,b** and **16**



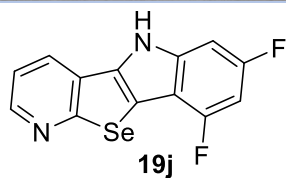
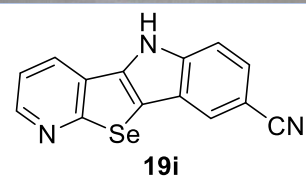
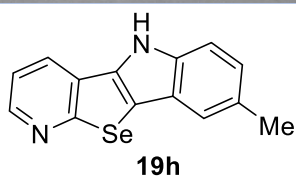
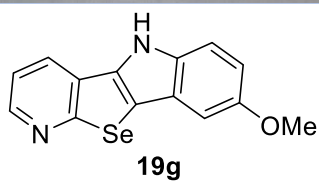
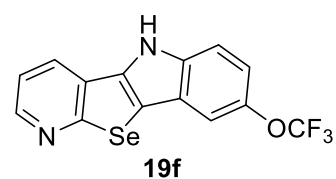
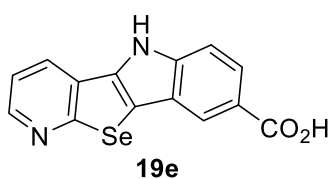
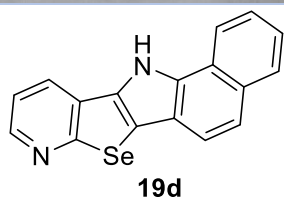
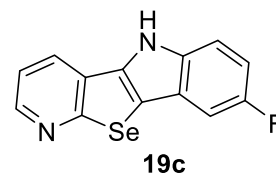
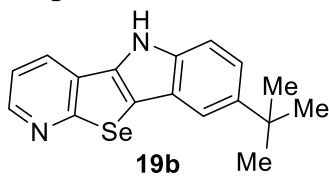
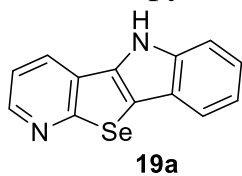
2. Photos of selenopheno[3,2-*b*]indoles **18**



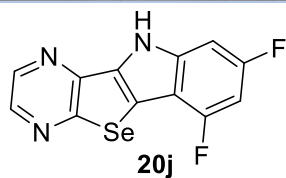
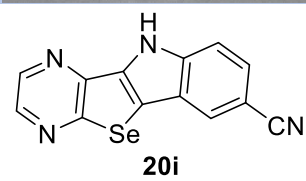
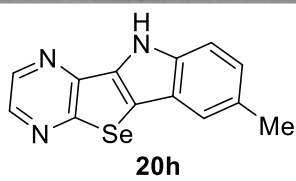
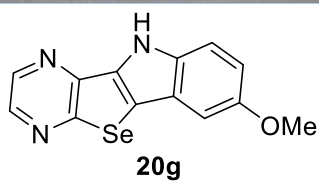
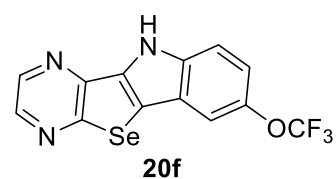
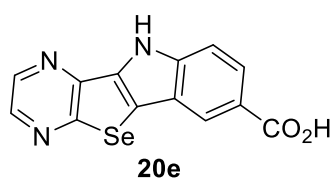
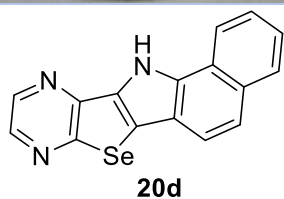
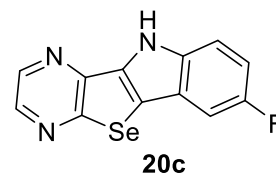
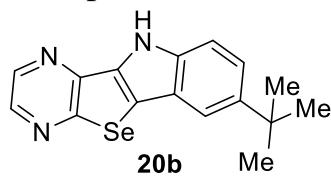
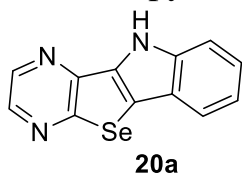




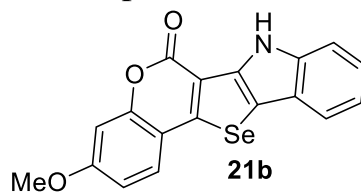
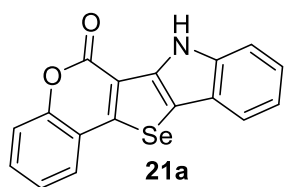
### 3. Photos of pyrido[3',2':4,5]selenopheno[3,2-*b*]indoles **19**



4. Photos of pyrazino[2',3':4,5]selenopheno[3,2-*b*]indole **20**



5. Photos of chromeno[3',4':4,5]selenopheno[3,2-*b*]indol-6-ones **21**



6. Photos of benzo[4,5]selenopheno[3,2-*b*]indoles **22**

