

Supporting Information for

# **Low dielectric polymers at high frequency with bulky adamantane groups as the linker**

Leyao Zhao, Jing Sun\*, and Qiang Fang\*

Key Laboratory of Fluorine and Nitrogen Chemistry and Advanced Materials,  
Shanghai Institute of Organic Chemistry, CAS, 345 Lingling Road, Shanghai 200032,  
China. Center for Excellence in Molecular Synthesis, Shanghai Institute of Organic  
Chemistry, Chinese Academy of Sciences, 345 Lingling Road, Shanghai 200032, P. R.  
China. University of Chinese Academy of Sciences, 19 Yuquan Road, Shijinshan  
District, Beijing 100049, People's Republic of China.

\*E-mail: qiangfang@sioc.ac.cn.

\*E-mail: sunjing@sioc.ac.cn.

**This supplemental document contains 6 Figure over 3 pages.**

**Contents:**

**Fig. S1**  $^1\text{H}$  NMR spectrum of compound **AB** (500 MHz,  $\text{CDCl}_3$ )

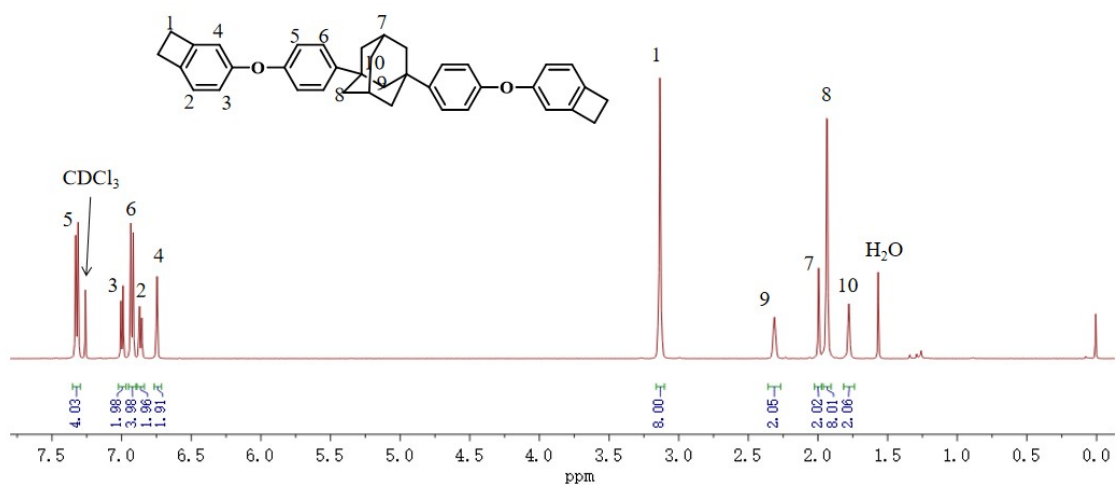
**Fig. S2**  $^{13}\text{C}$  NMR spectrum of compound **AB** (126 MHz,  $\text{CDCl}_3$ )

**Fig. S3**  $^1\text{H}$  NMR spectrum of monomer **AFB** (500 MHz,  $\text{CDCl}_3$ )

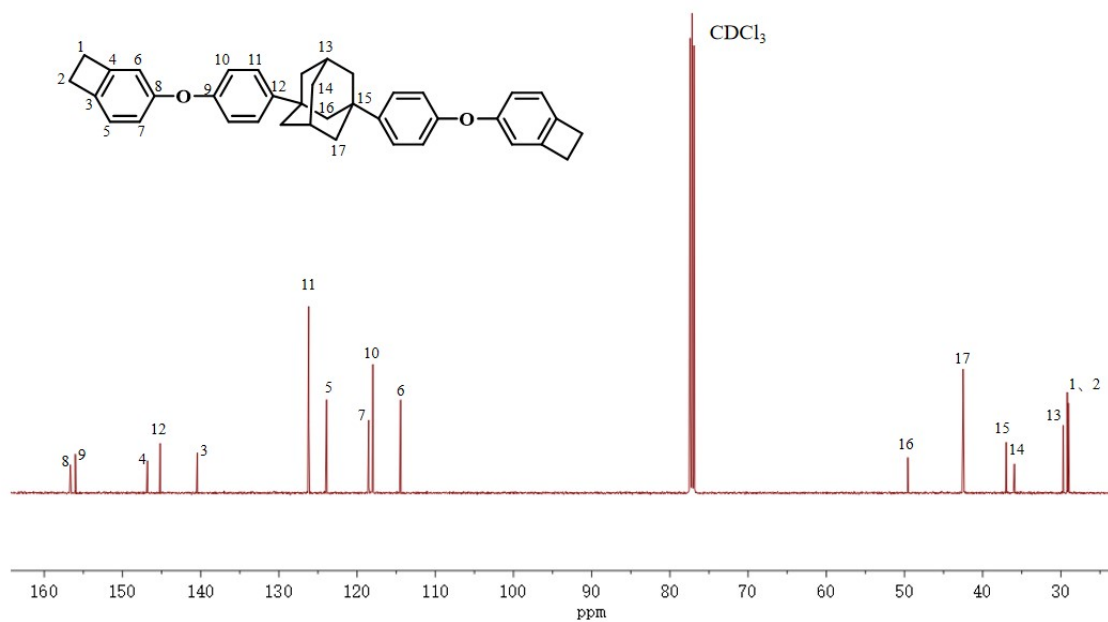
**Fig. S4**  $^{13}\text{C}$  NMR spectrum of monomer **AFB** (126 MHz,  $\text{CDCl}_3$ )

**Fig. S5**  $^{19}\text{F}$  NMR spectrum of monomer **AFB** (376 MHz,  $\text{CDCl}_3$ )

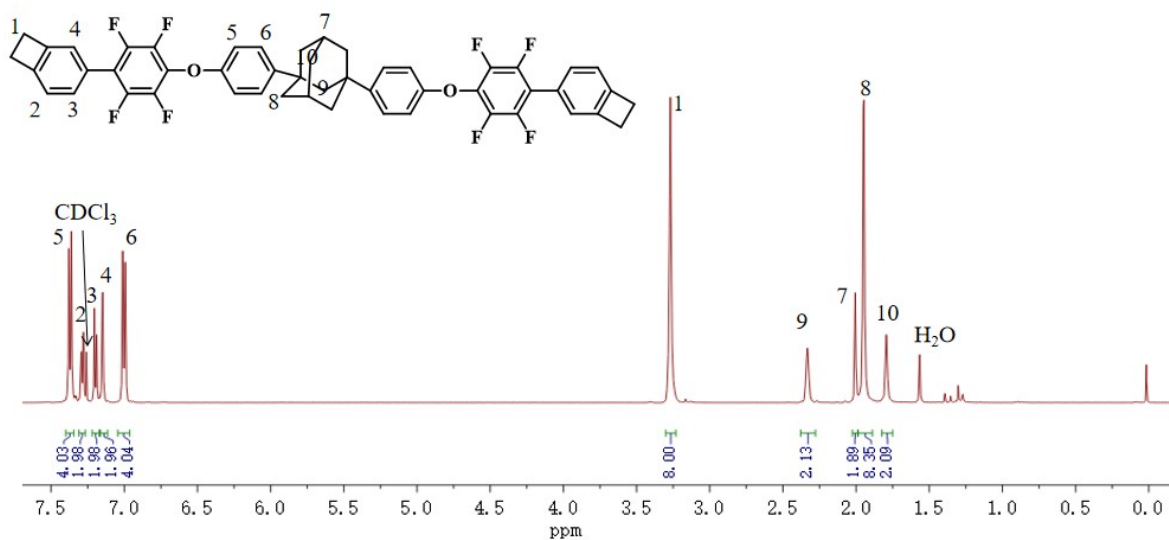
**Fig. S6** Dielectric constant and dielectric loss of the cured **AB** and **AFB** at 1 MHz–10 MHz



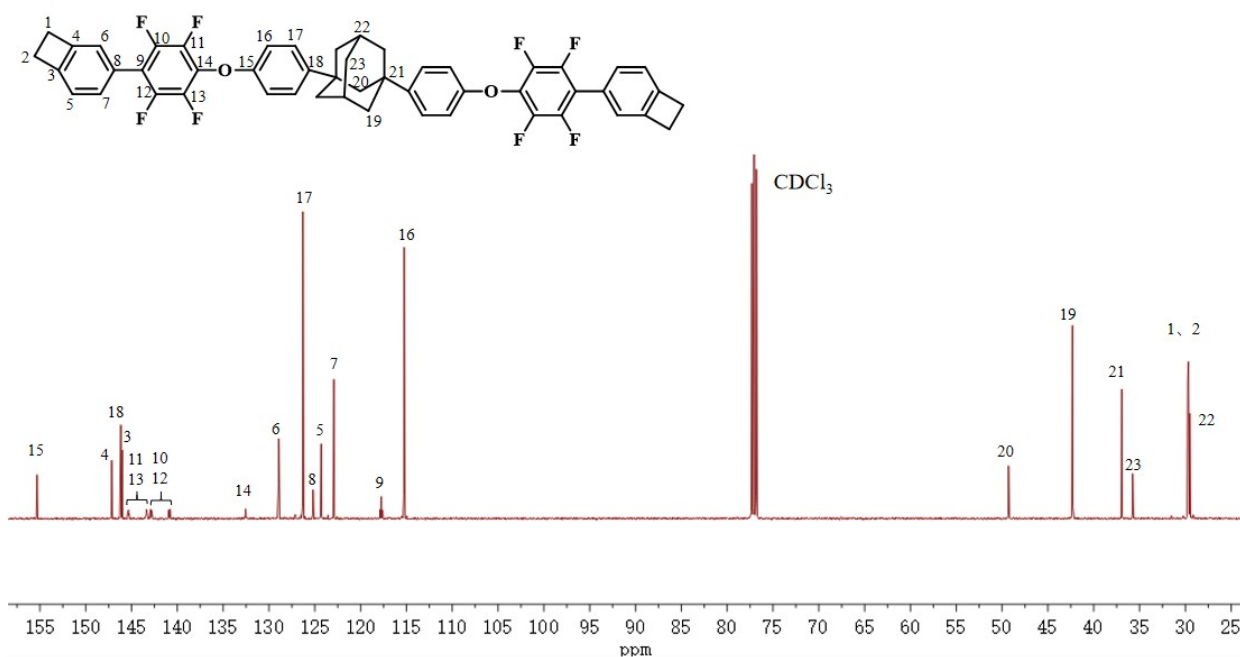
**Fig. S1**  $^1\text{H}$  NMR spectrum of compound **AB** (500 MHz,  $\text{CDCl}_3$ )



**Fig. S2**  $^{13}\text{C}$  NMR spectrum of compound **AB** (126 MHz,  $\text{CDCl}_3$ )



**Fig. S3** <sup>1</sup>H NMR spectrum of monomer AFB (500 MHz, CDCl<sub>3</sub>)



**Fig. S4** <sup>13</sup>C NMR spectrum of monomer AFB (126 MHz, CDCl<sub>3</sub>)

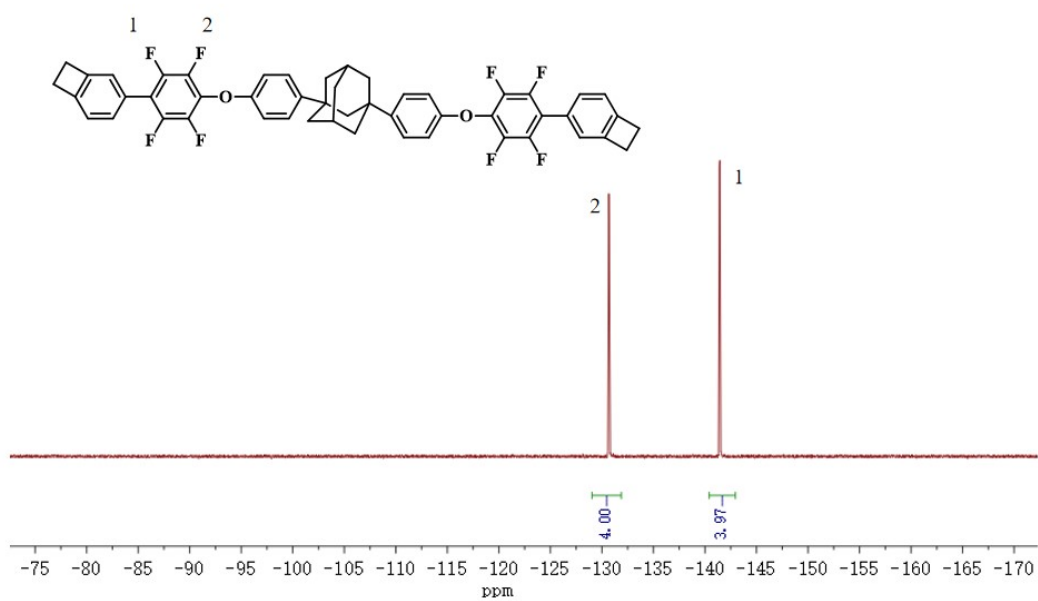


Fig. S5  $^{19}\text{F}$  NMR spectrum of monomer **AFB** (376 MHz,  $\text{CDCl}_3$ )

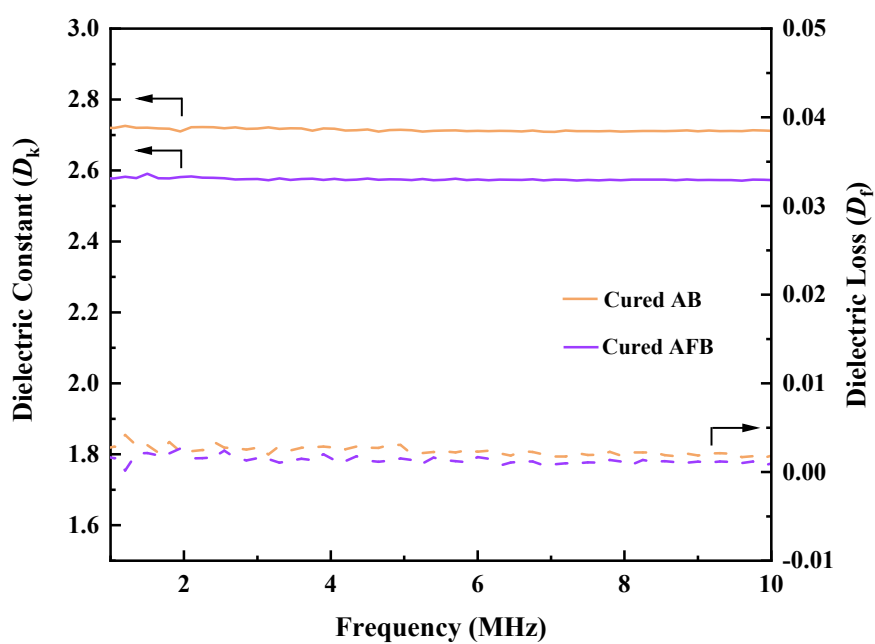


Fig. S6 Dielectric constant and dielectric loss of cured **AB** and cured **AFB** at 1 MHz–10 MHz