




**Fig 2c Agarosegel retardation assays of PEI-CS YW002 nanocomplexes at different ww ratios**




**Fig 4b IL-1β**



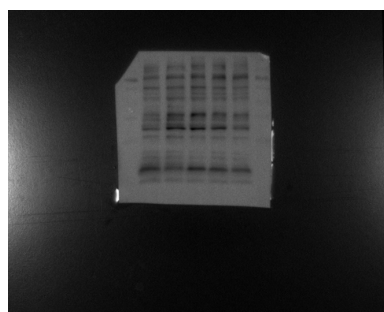
**Fig 4b TNF-α**



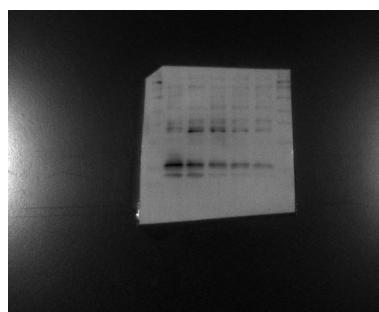
**Fig 4b IL-6**



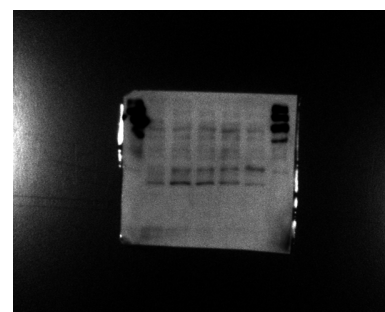
**Fig 4b β-actin**




**IL-1β 2**




**TNF-α 2**



**IL-6 2**



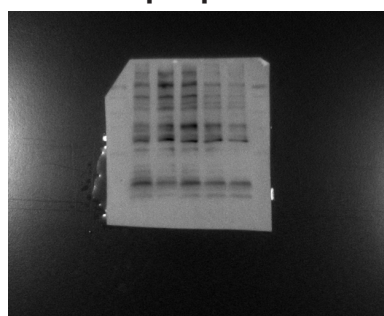
**IL-1β 2 β-actin**



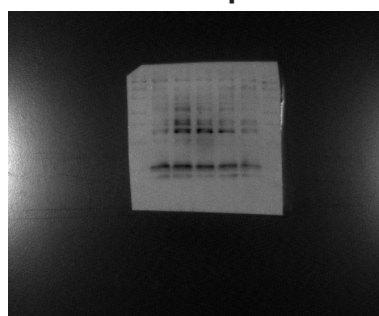
**TNF-α 2 β-actin**



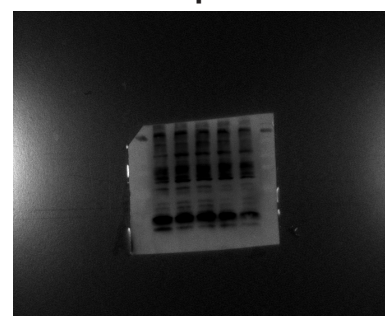
**IL-6 2 β-actin**




**IL-1β 3**



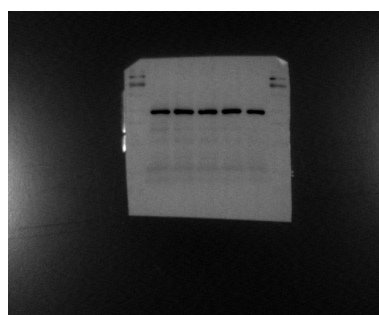
**TNF-α 3**




**IL-6 3**



**IL-1β 3 β-actin**



**TNF-α 3 β-actin**



**IL-6 3 β-actin**