

Supporting Information

Synthesis of 3-arylimidazo[1,2-*a*]pyridine derivatives by FeBr₃-catalysed C-H functionalization of 2-arylimidazo[1,2-*a*]pyridines under air

Tran Quang Hung,^{*a,d} Ban Van Phuc,^{a,§} Mai Phuong Nguyen,^{b,§} Tuan Linh Tran,^{b,§} Dang Van Do,^b Ha Thanh Nguyen,^{a,d} Van Tuyen Nguyen,^{a,d} Hien Nguyen,^c Tuan Thanh Dang^{*b}

a) Institute of Chemistry, Vietnam Academy of Science and Technology, Viet Nam.

b) Faculty of Chemistry, Hanoi University of Science, Vietnam National University (VNU), Viet Nam.

c) Faculty of Chemistry, Hanoi National University of Education (HNUE), Viet Nam.

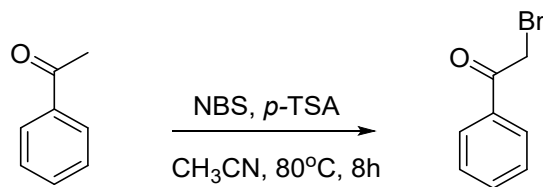
d) Graduate University of Science and Technology, Vietnam Academy of Science and Technology, Viet Nam.

CONTENT

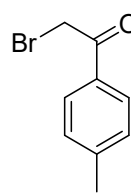
1. Experimental Section
2. Copies of NMR spectra

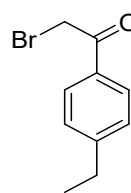
1. Experimental Section

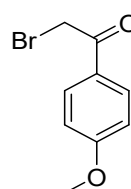
General procedure for preparation of 2-bromo-1-phenylethan-1-one and derivatives



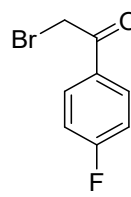
In a round-bottom flask, acetophenone (1 g, 8.32 mmol), *N*-bromosuccinimide (NBS) (1.481 g, 8.32 mmol), and *p*-toluenesulfonic acid (1.583 g, 8.32 mmol) were dissolved in acetonitrile (15 mL). The reaction mixture was stirred at 80°C for 8 hours. After cooling to room temperature, the volatiles were removed under reduced pressure. The residue was extracted with ethyl acetate and water, and the organic layer was dried over anhydrous sodium sulfate. Evaporation of the solvent gave **2-bromo-1-phenylethan-1-one** as a brown solid (1.640 g, 99%) [1]. The product is used for the next step without further purification.

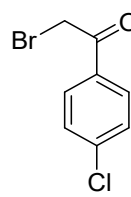
 **2-bromo-1-(*p*-tolyl)ethan-1-one** prepared following general procedure A using 4-methyl acetophenone (1.116 g, 8.32 mmol), to yield 2-bromo-1-(*p*-tolyl)ethan-1-one (1.720 g, 97 %) as a brown solid. The product is used for the next step without further purification. [2]

 **2-bromo-1-(4-ethylphenyl)ethan-1-one** prepared following general procedure A using 4-ethyl acetophenone (1.233 g, 8.32 mmol), to yield 2-bromo-1-(4-ethylphenyl)ethan-1-one (1.833 g, 97 %) as a brown solid. The product is used for the next step without further purification.[3]

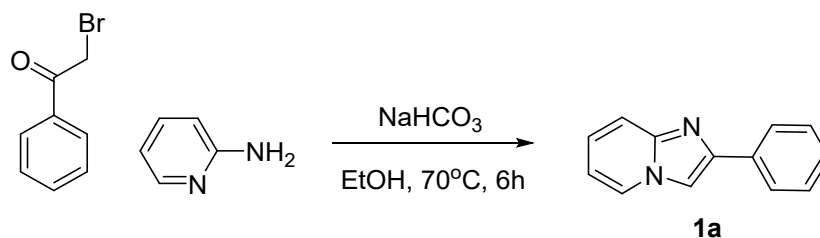
 **2-bromo-1-(4-methoxyphenyl)ethan-1-one** prepared following general procedure A using 4-methoxy acetophenone (1.249 g, 8.32 mmol), to

yield 2-bromo-1-(4-methoxyphenyl)ethan-1-one (1.868 g, 98 %) as a brown solid. The product is used for the next step without further purification. [1]

 **2-bromo-1-(4-fluorophenyl)ethan-1-one** prepared following general procedure A using 4-fluoro acetophenone (1.149 g, 8.32 mmol), to yield 2-bromo-1-(4-fluorophenyl)ethan-1-one (1.788 g, 99 %) as a brown solid. The product is used for the next step without further purification.[4]

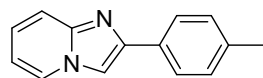
 **2-bromo-1-(4-chlorophenyl)ethan-1-one** prepared following general procedure A using 4-chloro acetophenone (1.286 g, 8.32 mmol), to yield 2-bromo-1-(4-chlorophenyl)ethan-1-one (1.923 g, 99 %) as a brown solid. The product is used for the next step without further purification. [1]

General procedure for preparation of 2-phenylimidazo[1,2-a]pyridine **1a** and derivatives

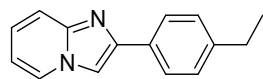


In a round-bottom flask, 2-bromo-1-phenylethan-1-one (0.318 g, 1.6 mmol), 2-aminopyridine (0.181 g, 1.920 mmol), and sodium bicarbonate (0.134 g, 1.6 mmol) were dissolved in ethanol (3 mL). The reaction mixture was stirred at 70°C for 6 hours. After cooling to room temperature, the solvent was removed under reduced pressure. The residue was extracted with ethyl acetate and water, and the organic layer was dried over anhydrous sodium sulfate. Evaporation of the solvent afforded the crude product, which was purified by column chromatography on silica gel using a hexane/ethyl acetate (3:1) solvent system to afford 2-phenylimidazo[1,2-a]pyridine **1a** as a white solid (0.280 g, 90%). ¹H NMR (600 MHz, CDCl₃) δ 8.07 (dt, *J* = 6.7, 1.2 Hz, 1H), 7.97 – 7.93 (m, 2H), 7.82 (d, *J* = 0.8 Hz, 1H), 7.62 (dq, *J*

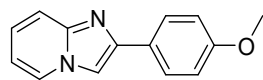
= 9.0, 1.0 Hz, 1H), 7.45 – 7.40 (m, 2H), 7.34 – 7.30 (m, 1H), 7.14 (ddd, $J = 9.1, 6.7, 1.3$ Hz, 1H), 6.74 (td, $J = 6.7, 1.2$ Hz, 1H). ^{13}C NMR (151 MHz, CDCl_3) δ 145.8, 145.6, 133.7, 128.7, 127.9, 126.0, 125.5, 124.6, 117.5, 112.4, 108.1. [5]



2-(p-tolyl)imidazo[1,2-a]pyridine **1b** prepared following general procedure B using 2-bromo-1-(p-tolyl)ethan-1-one (0.341 g, 1.6 mmol) and 2-aminopyridine (0.181 g, 1.920 mmol). The product was purified by column chromatography (silica gel, Hexane/ethylacetate 4:1) to yield **1b** (0.303 g, 91 %) as a white solid. ^1H NMR (600 MHz, CDCl_3) δ 8.07 – 8.04 (m, 1H), 7.86 – 7.82 (m, 2H), 7.79 – 7.77 (m, 1H), 7.63 – 7.59 (m, 1H), 7.24 (d, $J = 7.8$ Hz, 2H), 7.13 (dddd, $J = 11.0, 8.4, 2.7, 1.2$ Hz, 1H), 6.72 (tt, $J = 5.2, 2.2$ Hz, 1H), 2.38 (s, 3H). ^{13}C NMR (151 MHz, CDCl_3) δ 145.9, 145.6, 137.8, 130.9, 129.4, 125.9, 125.5, 124.4, 117.4, 112.2, 107.7, 21.2.[6]

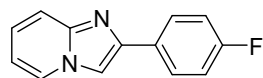


2-(4-ethylphenyl)imidazo[1,2-a]pyridine **1c** prepared following general procedure B using 2-bromo-1-(4-ethylphenyl)ethan-1-one (0.363 g, 1.6 mmol) and 2-aminopyridine (0.181 g, 1.920 mmol). The product was purified by column chromatography (silica gel, Hexane/ethylacetate 5:1) to yield **1c** (0.320 g, 90 %) as a white solid. ^1H NMR (600 MHz, CDCl_3) δ 8.07 (dt, $J = 6.7, 1.2$ Hz, 1H), 7.88 – 7.86 (m, 2H), 7.79 (d, $J = 0.8$ Hz, 1H), 7.61 (dq, $J = 9.2, 1.0$ Hz, 1H), 7.28 – 7.25 (m, 2H), 7.13 (ddd, $J = 9.1, 6.7, 1.3$ Hz, 1H), 6.73 (td, $J = 6.7, 1.2$ Hz, 1H), 2.68 (q, $J = 7.6$ Hz, 2H), 1.27 (t, $J = 7.6$ Hz, 3H). ^{13}C NMR (151 MHz, CDCl_3) δ 145.9, 145.6, 144.1, 131.1, 128.2, 126.0, 125.5, 124.4, 117.4, 112.2, 107.7, 28.6, 15.4.[7]

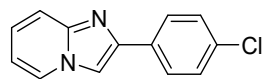


2-(4-methoxyphenyl)imidazo[1,2-a]pyridine **1d** prepared following general procedure B using 2-bromo-1-(4-methoxyphenyl)ethan-1-one (0.367 g, 1.6 mmol) and 2-aminopyridine (0.181 g, 1.920 mmol). The product was purified by column chromatography (silica gel, Hexane/ethylacetate 3:1) to yield **1d** (0.287 g, 80 %) as a white solid. ^1H NMR (600 MHz, CDCl_3) δ 8.02 (dt, $J = 6.8, 1.2$ Hz, 1H), 7.88 – 7.85 (m, 2H), 7.70 (d, $J = 0.8$ Hz, 1H), 7.59 (dq, $J = 9.1, 1.0$ Hz, 1H), 7.11 (ddd, $J = 9.1, 6.7, 1.3$ Hz, 1H),

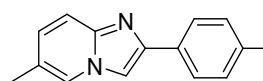
6.97 – 6.93 (m, 2H), 6.69 (td, $J = 6.7, 1.2$ Hz, 1H), 3.82 (s, 3H). ^{13}C NMR (151 MHz, CDCl_3) δ 159.6, 145.6, 127.3, 126.5, 125.4, 124.4, 117.2, 114.1, 113.7, 112.1, 107.2, 55.2.[6]



2-(4-fluorophenyl)imidazo[1,2-a]pyridine **1e** prepared following general procedure B using 2-bromo-1-(4-fluorophenyl)ethan-1-one (0.347 g, 1.6 mmol) and 2-aminopyridine (0.181 g, 1.920 mmol). The product was purified by column chromatography (silica gel, Hexane/ethylacetate 4:1) to yield **1e** (0.265 g, 78 %) as a white solid. ^1H NMR (600 MHz, CDCl_3) δ 8.09 – 8.05 (m, 1H), 7.93 – 7.88 (m, 2H), 7.77 (dd, $J = 4.6, 2.4$ Hz, 1H), 7.61 (d, $J = 9.1$ Hz, 1H), 7.18 – 7.08 (m, 3H), 6.77 – 6.72 (m, 1H). ^{13}C NMR (151 MHz, CDCl_3) δ 162.7 (d, $J = 247.0$ Hz), 145.6, 144.9, 130.0 (d, $J = 3.2$ Hz), 127.7 (d, $J = 8.0$ Hz), 125.5, 124.7, 117.4, 115.6 (d, $J = 21.7$ Hz), 112.4, 107.7.[6]

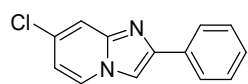


2-(4-chlorophenyl)imidazo[1,2-a]pyridine **1f** prepared following general procedure B using 2-bromo-1-(4-chlorophenyl)ethan-1-one (0.374 g, 1.6 mmol) and 2-aminopyridine (0.181 g, 1.920 mmol). The product was purified by column chromatography (silica gel, Hexane/ethylacetate 4:1) to yield **1f** (0.274 g, 75 %) as a white solid. ^1H NMR (600 MHz, CDCl_3) δ 8.05 (dt, $J = 6.7, 1.2$ Hz, 1H), 7.88 – 7.83 (m, 2H), 7.78 (s, 1H), 7.63 – 7.59 (m, 1H), 7.40 – 7.35 (m, 2H), 7.15 (ddd, $J = 9.1, 6.7, 1.3$ Hz, 1H), 6.75 (td, $J = 6.8, 1.2$ Hz, 1H). ^{13}C NMR (151 MHz, CDCl_3) δ 145.7, 144.6, 133.6, 132.3, 128.8, 127.2, 125.6, 124.9, 117.4, 112.5, 108.2.[6]

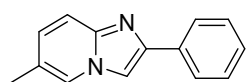


6-methyl-2-(p-tolyl)imidazo[1,2-a]pyridine **1g** prepared following general procedure B using 2-bromo-1-(p-tolyl)ethan-1-one (0.341 g, 1.6 mmol) and 5-methylpyridin-2-amine (0.208 g, 1.920 mmol). The product was purified by column chromatography (silica gel, Hexane/ethylacetate 4:1) to yield **1g** (0.285 g, 80 %) as a white solid. ^1H NMR (600 MHz, CDCl_3) δ 7.82 (d, $J = 8.2$ Hz, 3H), 7.68 (s, 1H), 7.50 (d, $J = 9.2$ Hz, 1H), 7.22 (d, $J = 7.8$ Hz, 2H), 6.97 (dd, $J = 9.3, 1.7$ Hz, 1H), 2.37 (s, 3H), 2.29 –

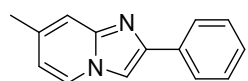
2.26 (m, 3H). ¹³C NMR (151 MHz, CDCl₃) δ 145.5, 144.6, 137.5, 131.0, 129.3, 127.6, 125.8, 123.2, 121.8, 116.7, 107.5, 21.2, 18.0.[6]



7-chloro-2-phenylimidazo[1,2-a]pyridine **1h** prepared following general procedure B using 2-bromo-1-phenylethan-1-one (0.318 g, 1.6 mmol) and 4-chloropyridin-2-amine (0.247 g, 1.920 mmol). The product was purified by column chromatography (silica gel, Hexane/ethylacetate 4:1) to yield **1h** (0.256 g, 70 %) as a white solid. ¹H NMR (600 MHz, CDCl₃) δ 7.98 (dd, *J* = 7.1, 0.8 Hz, 1H), 7.92 – 7.89 (m, 2H), 7.77 (d, *J* = 0.8 Hz, 1H), 7.61 (dt, *J* = 1.8, 0.8 Hz, 1H), 7.45 – 7.40 (m, 2H), 7.35 – 7.31 (m, 1H), 6.73 (dd, *J* = 7.2, 2.1 Hz, 1H). ¹³C NMR (151 MHz, CDCl₃) δ 146.8, 145.4, 133.2, 131.0, 128.7, 128.2, 126.0, 125.7, 116.3, 114.0, 108.2.[8]



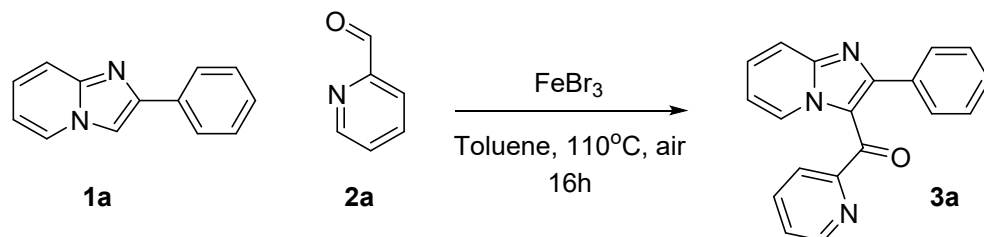
6-methyl-2-phenylimidazo[1,2-a]pyridine **1i** prepared following general procedure B using 2-bromo-1-phenylethan-1-one (0.318 g, 1.6 mmol) and 5-methylpyridin-2-amine (0.208 g, 1.920 mmol). The product was purified by column chromatography (silica gel, Hexane/ethylacetate 4:1) to yield **1i** (0.283 g, 85 %) as a white solid. ¹H NMR (600 MHz, CDCl₃) δ 7.91 – 7.87 (m, 2H), 7.67 (q, *J* = 1.4 Hz, 1H), 7.59 (s, 1H), 7.46 (d, *J* = 9.2 Hz, 1H), 7.38 (dd, *J* = 8.4, 7.1 Hz, 2H), 7.29 – 7.26 (m, 1H), 6.90 (dd, *J* = 9.2, 1.8 Hz, 1H), 2.17 (d, *J* = 1.5 Hz, 3H). ¹³C NMR (151 MHz, CDCl₃) δ 145.1, 144.5, 133.8, 128.4, 127.5, 127.5, 125.7, 123.1, 121.7, 116.4, 107.7, 17.7.[6]



7-methyl-2-phenylimidazo[1,2-a]pyridine **1j** prepared following general procedure B using 2-bromo-1-phenylethan-1-one (0.318 g, 1.6 mmol) and 4-chloropyridin-2-amine (0.208 g, 1.920 mmol). The product was purified by column chromatography (silica gel, Hexane/ethylacetate 4:1) to yield **1j** (0.280 g, 84 %) as a white solid. ¹H NMR (600 MHz, CDCl₃) δ 7.93 – 7.90 (m, 2H), 7.86 (dd, *J* = 6.9, 1.0 Hz, 1H), 7.67 (d, *J* = 0.8 Hz, 1H), 7.40 (ddt, *J* = 7.5, 6.4, 1.1 Hz, 2H), 7.34 (dq, *J* = 1.9, 1.0 Hz, 1H), 7.29 (ddt, *J* = 8.6, 6.9, 1.3 Hz, 1H), 6.50 (dd, *J* = 6.9, 1.7 Hz, 1H), 2.33 (d, *J* = 1.4 Hz, 3H). ¹³C NMR (151 MHz,

CDCl₃) δ 146.1, 145.4, 135.5, 134.0, 128.6, 127.7, 125.9, 124.7, 115.8, 114.9, 107.5, 21.3.[9]

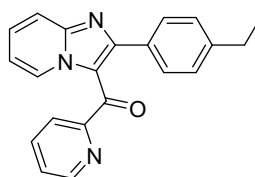
General procedure B for prepared of (2-phenylimidazo[1,2-a]pyridin-3-yl)(pyridin-2-yl)methanone **3a and derivatives**



In a reaction tube, 2-phenylimidazo[1,2-a]pyridine **1a** (100 mg, 0.515 mmol), pyridine-2-carbaldehyde **2a** (83 mg, 0.772 mmol), and iron(III) bromide (FeBr₃) (30.4 mg, 0.103 mmol) were dissolved in toluene (0.6 mL). The reaction tube was tightly capped and the reaction mixture was stirred at 110°C for 16 hours. The reaction mixture was then extracted with water and ethyl acetate. The organic layer was dried over anhydrous sodium sulfate, and the solvent was removed under reduced pressure. The crude residue was purified by column chromatography on silica gel using a hexane/ethyl acetate (2:1) solvent system to afford (2-phenylimidazo[1,2-a]pyridin-3-yl)(pyridin-2-yl)methanone **3a** as a white solid (108 mg, 70%). ¹H NMR (600 MHz, CDCl₃) δ 9.65 (dt, J = 6.9, 1.2 Hz, 1H), 8.09 (ddd, J = 4.8, 1.7, 0.9 Hz, 1H), 7.82 (dt, J = 8.9, 1.2 Hz, 1H), 7.69 (dt, J = 7.8, 1.1 Hz, 1H), 7.60 (td, J = 7.7, 1.7 Hz, 1H), 7.55 (ddd, J = 8.9, 6.9, 1.3 Hz, 1H), 7.32 – 7.27 (m, 2H), 7.16 – 7.04 (m, 5H). ¹³C NMR (151 MHz, CDCl₃) δ 185.5, 156.7, 155.6, 148.4, 147.6, 136.1, 134.7, 129.7, 129.6, 128.4, 127.9, 127.6, 125.3, 123.8, 119.9, 117.4, 114.9. [10]

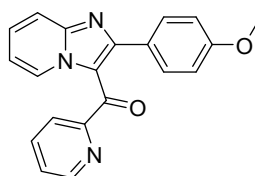
pyridin-2-yl(2-(p-tolyl)imidazo[1,2-a]pyridin-3-yl)methanone **3b** prepared following general procedure C using compound **1b** (108 mg, 0.515 mmol) and pyridine-2-carbaldehyde **2a** (83 mg, 0.772 mmol). The product was purified by column chromatography (silica gel, Hexane/ethylacetate 2:1) to yield **3b** (110 mg, 68 %) as a white solid.

^1H NMR (600 MHz, CDCl_3) δ 9.63 (dt, $J = 6.9, 1.2$ Hz, 1H), 8.13 (ddd, $J = 4.8, 1.7, 1.0$ Hz, 1H), 7.80 (dt, $J = 8.9, 1.2$ Hz, 1H), 7.67 (dt, $J = 7.8, 1.1$ Hz, 1H), 7.59 (td, $J = 7.7, 1.7$ Hz, 1H), 7.54 (ddd, $J = 8.9, 6.9, 1.3$ Hz, 1H), 7.20 – 7.16 (m, 2H), 7.13 – 7.08 (m, 2H), 6.89 – 6.85 (m, 2H), 2.23 (s, 3H). ^{13}C NMR (151 MHz, CDCl_3) δ 185.5, 156.9, 155.7, 148.4, 147.6, 137.8, 136.1, 131.7, 129.6, 129.5, 128.4, 128.3, 125.1, 123.9, 119.8, 117.3, 114.7, 21.1. HRMS (ESI) m/z : $[\text{M}+\text{H}]^+$ Calcd for $\text{C}_{20}\text{H}_{15}\text{N}_3\text{O}$ 314.1287; found: 314.1276.



(2-(4-ethylphenyl)imidazo[1,2-a]pyridin-3-yl)(pyridin-2-yl)methanone **3c** prepared following general procedure C using compound **1c** (115 mg, 0.515 mmol) and pyridine-2-carbaldehyde **2a** (83 mg, 0.772 mmol). The product was purified

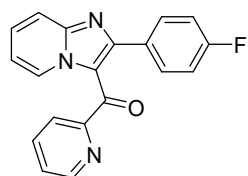
by column chromatography (silica gel, Hexane/ethylacetate 2:1) to yield **3c** (127 mg, 75 %) as a white solid. ^1H NMR (600 MHz, CDCl_3) δ 9.65 (dt, $J = 6.9, 1.2$ Hz, 1H), 8.11 – 8.10 (m, 1H), 7.79 (dt, $J = 8.9, 1.2$ Hz, 1H), 7.64 (dt, $J = 7.8, 1.1$ Hz, 1H), 7.58 – 7.51 (m, 2H), 7.22 – 7.16 (m, 2H), 7.12 – 7.05 (m, 2H), 6.90 – 6.86 (m, 2H), 2.52 (q, $J = 7.6$ Hz, 2H), 1.13 (t, $J = 7.7$ Hz, 3H). ^{13}C NMR (151 MHz, CDCl_3) δ 185.4, 157.0, 155.7, 148.4, 147.6, 144.1, 136.0, 131.9, 129.7, 129.5, 128.4, 127.1, 125.1, 123.8, 117.3, 114.7, 28.5, 15.6. HRMS (ESI) m/z : $[\text{M}+\text{H}]^+$ Calcd for $\text{C}_{21}\text{H}_{17}\text{N}_3\text{O}$ 328.1444; found: 328.1432.



(2-(4-methoxyphenyl)imidazo[1,2-a]pyridin-3-yl)(pyridin-2-yl)methanone **3d** prepared following general procedure C using compound **1d** (116 mg, 0.515 mmol) and pyridine-2-carbaldehyde **2a** (83 mg, 0.772 mmol). The product was purified

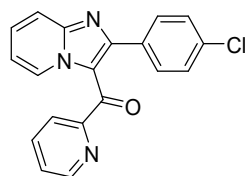
by column chromatography (silica gel, Hexane/ethylacetate 2:1) to yield **3d** (109 mg, 64 %) as a white solid. ^1H NMR (600 MHz, CDCl_3) δ 9.64 (dt, $J = 6.9, 1.2$ Hz, 1H), 8.18 (ddd, $J = 4.8, 1.7, 1.0$ Hz, 1H), 7.79 (dt, $J = 8.9, 1.2$ Hz, 1H), 7.67 (dt, $J = 7.8, 1.1$ Hz, 1H), 7.61 (td, $J = 7.7, 1.7$ Hz, 1H), 7.54 (ddd, $J = 8.9, 6.9, 1.3$ Hz, 1H), 7.25 – 7.21 (m, 2H), 7.15 – 7.09 (m, 2H), 6.62 – 6.59 (m, 2H), 3.73 (s, 3H). ^{13}C NMR (151 MHz, CDCl_3) δ 185.4, 159.5, 156.5, 155.8, 148.5, 147.7,

136.2, 131.0, 129.5, 128.4, 127.1, 125.2, 123.9, 119.7, 117.3, 114.7, 113.2, 55.2.
HRMS (ESI) m/z : $[M+H]^+$ Calcd for $C_{20}H_{15}N_3O_2$ 330.1237; found: 330.1225.



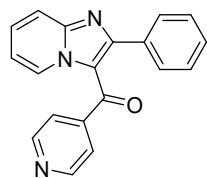
(2-(4-fluorophenyl)imidazo[1,2-a]pyridin-3-yl)(pyridin-2-yl)methanone **3e** prepared following general procedure C using compound **1e** (110 mg, 0.515 mmol) and pyridine-2-carbaldehyde **2a** (83 mg, 0.772 mmol). The product was purified by column

chromatography (silica gel, Hexane/ethylacetate 2:1) to yield **3e** (100 mg, 61 %) as a white solid. 1H NMR (600 MHz, $CDCl_3$) δ 9.63 (dt, $J = 6.9, 1.2$ Hz, 1H), 8.13 (ddd, $J = 4.8, 1.7, 0.9$ Hz, 1H), 7.80 (dt, $J = 8.9, 1.2$ Hz, 1H), 7.71 (dt, $J = 7.8, 1.1$ Hz, 1H), 7.65 (td, $J = 7.7, 1.7$ Hz, 1H), 7.55 (ddd, $J = 8.9, 6.9, 1.3$ Hz, 1H), 7.28 (ddd, $J = 8.8, 4.8, 2.2$ Hz, 2H), 7.16 (ddd, $J = 7.6, 4.8, 1.3$ Hz, 1H), 7.13 (td, $J = 6.9, 1.3$ Hz, 1H), 6.82 – 6.74 (m, 2H). ^{13}C NMR (151 MHz, $CDCl_3$) δ 185.3, 162.4 (d, $J = 248.4$ Hz), 155.5, 148.4, 147.6, 136.3, 131.4 (d, $J = 8.4$ Hz), 131.0 (d, $J = 3.4$ Hz), 129.7, 128.4, 125.5, 123.8, 119.9, 117.4, 115.0, 114.7 (d, $J = 21.8$ Hz). ^{19}F NMR (565 MHz, $CDCl_3$) δ -113.3. HRMS (ESI) m/z : $[M+H]^+$ Calcd for $C_{19}H_{12}FN_3O$ 318.1037; found: 318.1035.



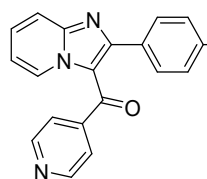
(2-(4-chlorophenyl)imidazo[1,2-a]pyridin-3-yl)(pyridin-2-yl)methanone **3f** prepared following general procedure C using compound **1f** (118 mg, 0.515 mmol) and pyridine-2-carbaldehyde **2a** (83 mg, 0.772 mmol). The product was purified by column

chromatography (silica gel, Hexane/ethylacetate 2:1) to yield **3f** (100 mg, 60 %) as a white solid.[10] 1H NMR (600 MHz, $CDCl_3$) δ 9.61 (dt, $J = 6.9, 1.2$ Hz, 1H), 8.11 (ddd, $J = 4.8, 1.7, 1.0$ Hz, 1H), 7.81 (dt, $J = 9.0, 1.2$ Hz, 1H), 7.73 (dt, $J = 7.8, 1.1$ Hz, 1H), 7.66 (td, $J = 7.7, 1.7$ Hz, 1H), 7.55 (ddd, $J = 9.0, 6.9, 1.3$ Hz, 1H), 7.25 – 7.21 (m, 2H), 7.18 (ddd, $J = 7.6, 4.8, 1.3$ Hz, 1H), 7.13 (td, $J = 6.9, 1.3$ Hz, 1H), 7.08 – 7.03 (m, 2H). ^{13}C NMR (151 MHz, $CDCl_3$) δ 185.2, 155.4, 155.3, 148.4, 147.6, 136.4, 134.1, 133.4, 130.9, 129.7, 128.4, 127.8, 125.5, 123.9, 119.9, 117.4, 115.0.



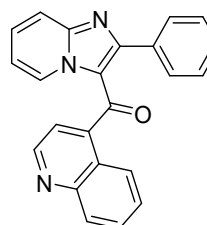
(2-phenylimidazo[1,2-a]pyridin-3-yl)(pyridin-4-yl)methanone **3g** prepared following general procedure C using compound **1a** (100 mg, 0.515 mmol) and isonicotinaldehyde **2b** (83 mg, 0.772 mmol).

The product was purified by column chromatography (silica gel, Hexane/ethylacetate 1:1) to yield **3g** (131 mg, 85 %) as a white solid. ¹H NMR (600 MHz, CDCl₃) δ 9.66 (dt, *J* = 6.9, 1.2 Hz, 1H), 8.40 – 8.34 (m, 2H), 7.83 (dt, *J* = 8.9, 1.2 Hz, 1H), 7.59 (ddd, *J* = 8.9, 6.9, 1.3 Hz, 1H), 7.29 – 7.23 (m, 4H), 7.21 – 7.14 (m, 2H), 7.12 – 7.08 (m, 2H). ¹³C NMR (151 MHz, CDCl₃) δ 185.0, 156.4, 149.5, 147.8, 145.6, 133.5, 130.2, 130.1, 129.0, 128.5, 127.9, 122.6, 119.7, 117.5, 115.2. HRMS (ESI) *m/z*: [M+H]⁺ Calcd for C₁₉H₁₃N₃O 300.1131; found: 300.1123.



pyridin-4-yl(2-(p-tolyl)imidazo[1,2-a]pyridin-3-yl)methanone **3h** prepared following general procedure C using compound **1b** (108 mg, 0.515 mmol) and isonicotinaldehyde **2b** (83 mg, 0.772 mmol).

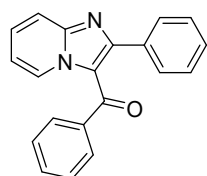
The product was purified by column chromatography (silica gel, Hexane/ethylacetate 1:1) to yield **3h** (144 mg, 89 %) as a white solid. ¹H NMR (600 MHz, CDCl₃) δ 9.64 (dt, *J* = 6.9, 1.2 Hz, 1H), 8.39 – 8.36 (m, 2H), 7.81 (dt, *J* = 8.9, 1.2 Hz, 1H), 7.58 (ddd, *J* = 8.9, 6.9, 1.3 Hz, 1H), 7.26 – 7.24 (m, 2H), 7.16 – 7.12 (m, 3H), 6.91 – 6.89 (m, 2H), 2.24 (s, 3H). ¹³C NMR (151 MHz, CDCl₃) δ 185.1, 156.6, 149.5, 147.8, 145.8, 139.1, 130.6, 130.1, 130.0, 128.6, 128.5, 122.7, 119.6, 117.5, 115.1, 21.2. HRMS (ESI) *m/z*: [M+H]⁺ Calcd for C₂₀H₁₅N₃O 314.1287; found: 314.1279.



(2-phenylimidazo[1,2-a]pyridin-3-yl)(quinolin-4-yl)methanone **3i** prepared following general procedure C using compound **1a** (100 mg, 0.515 mmol) and quinoline-4-carbaldehyde **2c** (113 mg, 0.772 mmol). The product was purified by column chromatography (silica gel, Hexane/ethylacetate 1:1) to yield **3i** (126 mg, 72 %) as a white

solid. ¹H NMR (600 MHz, CDCl₃) δ 9.98 (dt, *J* = 6.9, 1.2 Hz, 1H), 8.48 (d, *J* = 4.3 Hz, 1H), 8.06 (ddd, *J* = 8.4, 1.4, 0.7 Hz, 1H), 8.03 – 8.00 (m, 1H), 7.86 (dt, *J* =

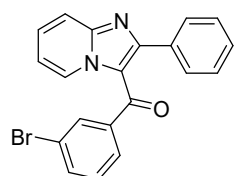
8.9, 1.2 Hz, 1H), 7.71 (ddd, $J = 8.4, 6.8, 1.4$ Hz, 1H), 7.67 – 7.63 (m, 1H), 7.56 (ddd, $J = 8.2, 6.8, 1.3$ Hz, 1H), 7.24 (td, $J = 6.9, 1.3$ Hz, 1H), 7.02 (d, $J = 4.3$ Hz, 1H), 6.99 – 6.93 (m, 3H), 6.74 (ddt, $J = 8.8, 7.7, 1.2$ Hz, 2H). ^{13}C NMR (151 MHz, CDCl_3) δ 185.0, 157.9, 148.9, 148.1, 147.9, 144.3, 133.4, 130.6, 129.7, 129.5, 129.2, 129.0, 128.7, 127.5, 127.1, 125.3, 124.7, 121.0, 120.2, 117.6, 115.6. HRMS (ESI) m/z : $[\text{M}+\text{H}]^+$ Calcd for $\text{C}_{23}\text{H}_{15}\text{N}_3\text{O}$ 350.1287; found: 350.1272.



phenyl(2-phenylimidazo[1,2-a]pyridin-3-yl)methanone **3k** prepared following general procedure C using compound **1a** (100 mg, 0.515 mmol) and benzaldehyde **2d** (82 mg, 0.772 mmol). The product was purified by column chromatography (silica gel, Hexane/ethylacetate

3:1) to yield **3k** (77 mg, 50 %) as a brown solid. ^1H NMR (600 MHz, CDCl_3) δ 9.54 (dt, $J = 7.0, 1.2$ Hz, 1H), 7.87 – 7.82 (m, 1H), 7.53 – 7.49 (m, 3H), 7.44 (dddd, $J = 8.2, 6.5, 1.8, 0.8$ Hz, 1H), 7.35 – 7.31 (m, 2H), 7.27 – 7.23 (m, 1H), 7.15 – 7.05 (m, 5H). ^{13}C NMR (151 MHz, CDCl_3) δ 187.4, 154.8, 147.3, 138.6, 133.8, 131.7, 130.2, 130.0, 129.5, 129.2, 128.3, 128.2, 127.7, 120.0, 117.4, 114.6.

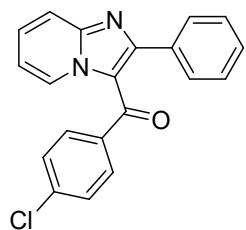
[11]



(3-bromophenyl)(2-phenylimidazo[1,2-a]pyridin-3-yl)methanone

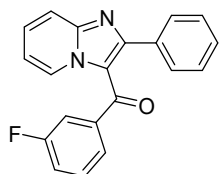
3l prepared following general procedure C using compound **1a** (100 mg, 0.515 mmol) and 3-bromobenzaldehyde **2e** (143 mg, 0.772 mmol). The product was purified by column chromatography

(silica gel, Hexane/ethylacetate 3:1) to yield **3l** (89 mg, 46 %) as a brown solid. ^1H NMR (600 MHz, CDCl_3) δ 9.58 (dt, $J = 7.0, 1.2$ Hz, 1H), 7.82 (dt, $J = 8.9, 1.2$ Hz, 1H), 7.60 (t, $J = 1.8$ Hz, 1H), 7.56 (ddd, $J = 8.9, 6.9, 1.3$ Hz, 1H), 7.43 (dt, $J = 7.8, 1.3$ Hz, 1H), 7.36 (ddd, $J = 8.0, 2.0, 1.1$ Hz, 1H), 7.34 – 7.29 (m, 2H), 7.22 – 7.10 (m, 4H), 6.97 (t, $J = 7.8$ Hz, 1H). ^{13}C NMR (151 MHz, CDCl_3) δ 185.4, 155.6, 147.6, 140.4, 134.4, 133.7, 132.6, 130.0, 129.6, 129.3, 128.6, 128.3, 127.9, 127.8, 121.8, 119.8, 117.5, 114.9. HRMS (ESI) m/z : $[\text{M}+\text{H}]^+$ Calcd for $\text{C}_{20}\text{H}_{13}\text{BrN}_2\text{O}$ 377.0284; found: 377.0274.



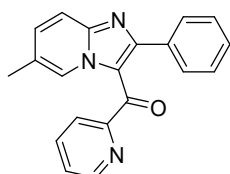
(4-chlorophenyl)(2-phenylimidazo[1,2-a]pyridin-3-yl)methanone **3m** prepared following general procedure C using compound **1a** (100 mg, 0.515 mmol) and 4-chlorobenzaldehyde **2f** (109 mg, 0.772 mmol). The product was purified by column chromatography (silica gel, Hexane/ethylacetate 3:1) to yield **3m**

(94 mg, 55 %) as a white solid. ¹H NMR (600 MHz, CDCl₃) δ 9.53 (dt, *J* = 6.9, 1.2 Hz, 1H), 7.84 (dt, *J* = 8.9, 1.2 Hz, 1H), 7.54 (ddd, *J* = 9.0, 6.9, 1.3 Hz, 1H), 7.45 – 7.40 (m, 2H), 7.33 – 7.29 (m, 2H), 7.23 – 7.17 (m, 1H), 7.16 – 7.08 (m, 3H), 7.08 – 7.03 (m, 2H). ¹³C NMR (151 MHz, CDCl₃) δ 185.8, 154.9, 147.4, 137.9, 137.0, 133.6, 130.8, 130.2, 129.5, 128.5, 128.5, 128.2, 128.0, 127.9, 117.4, 114.8. [12]



(3-fluorophenyl)(2-phenylimidazo[1,2-a]pyridin-3-yl)methanone **3n** prepared following general procedure C using compound **1a** (100 mg, 0.515 mmol) and 3-fluorobenzaldehyde **2g** (96 mg, 0.772 mmol). The product was purified by column chromatography (silica gel, Hexane/ethylacetate 3:1) to yield **3n** (80 mg, 49 %) as a brown solid.

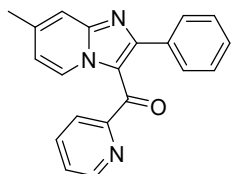
¹H NMR (600 MHz, CDCl₃) δ 9.56 (dt, *J* = 7.0, 1.2 Hz, 1H), 7.84 (dt, *J* = 8.9, 1.2 Hz, 1H), 7.56 (ddd, *J* = 8.9, 6.9, 1.3 Hz, 1H), 7.35 – 7.29 (m, 2H), 7.25 – 7.20 (m, 2H), 7.20 – 7.16 (m, 1H), 7.13 (td, *J* = 6.9, 1.2 Hz, 3H), 7.03 (td, *J* = 8.0, 5.5 Hz, 1H), 6.95 (tdd, *J* = 8.3, 2.6, 1.0 Hz, 1H). ¹³C NMR (151 MHz, CDCl₃) δ 185.7 (d, *J* = 2.2 Hz), 162.1 (d, *J* = 247.6 Hz), 155.4, 147.5, 140.7 (d, *J* = 6.5 Hz), 133.7, 130.1, 129.6, 129.3 (d, *J* = 8.0 Hz), 128.5, 128.3, 127.8, 125.3 (d, *J* = 2.9 Hz), 119.8, 118.5 (d, *J* = 21.2 Hz), 117.5, 116.2 (d, *J* = 22.8 Hz), 114.9. ¹⁹F NMR (565 MHz, CDCl₃) δ 113.2. [13]



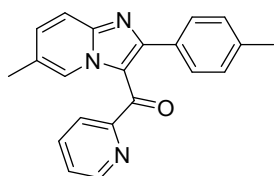
(6-methyl-2-phenylimidazo[1,2-a]pyridin-3-yl)(pyridin-2-yl)methanone **3o** prepared following general procedure C using compound **1g** (108 mg, 0.515 mmol) and pyridine-2-carbaldehyde **2a** (83 mg, 0.772 mmol). The product was purified by column chromatography (silica gel, Hexane/ethylacetate 2:1) to yield **3o** (113 mg, 70 %) as

a white solid. ¹H NMR (600 MHz, CDCl₃) δ 9.47 (dt, *J* = 2.0, 1.1 Hz, 1H), 8.08

(ddd, $J = 4.8, 1.7, 1.0$ Hz, 1H), 7.70 (dd, $J = 9.0, 1.0$ Hz, 1H), 7.66 (dt, $J = 7.8, 1.1$ Hz, 1H), 7.57 (td, $J = 7.7, 1.7$ Hz, 1H), 7.39 (dd, $J = 9.0, 1.8$ Hz, 1H), 7.30 – 7.25 (m, 2H), 7.12 – 7.02 (m, 4H), 2.44 (d, $J = 1.3$ Hz, 3H). ^{13}C NMR (151 MHz, CDCl_3) δ 185.3, 156.6, 155.7, 148.3, 146.6, 136.1, 134.8, 132.4, 129.6, 127.7, 127.6, 126.3, 125.2, 124.9, 123.8, 119.7, 116.6, 18.4. HRMS (ESI) m/z : $[\text{M}+\text{H}]^+$ Calcd for $\text{C}_{20}\text{H}_{15}\text{N}_3\text{O}$ 314.1287; found: 314.1290.

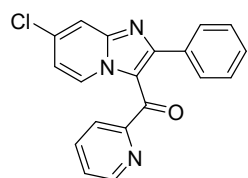


(7-methyl-2-phenylimidazo[1,2-a]pyridin-3-yl)(pyridin-2-yl)methanone **3p** prepared following general procedure C using compound **1h** (108 mg, 0.515 mmol) and pyridine-2-carbaldehyde **2a** (83 mg, 0.772 mmol). The product was purified by column chromatography (silica gel, Hexane/ethylacetate 2:1) to yield **3p** (97 mg, 60 %) as a white solid. ^1H NMR (600 MHz, CDCl_3) δ 9.54 (dd, $J = 7.0, 0.9$ Hz, 1H), 8.08 (ddd, $J = 4.8, 1.7, 0.9$ Hz, 1H), 7.65 (dt, $J = 7.8, 1.1$ Hz, 1H), 7.61 – 7.53 (m, 2H), 7.31 – 7.23 (m, 2H), 7.13 – 7.00 (m, 4H), 6.96 (dd, $J = 7.1, 1.8$ Hz, 1H), 2.51 (d, $J = 1.2$ Hz, 3H). ^{13}C NMR (151 MHz, CDCl_3) δ 185.0, 157.1, 155.8, 148.3, 148.1, 141.3, 136.1, 134.9, 129.6, 127.8, 127.7, 127.6, 125.2, 123.8, 119.7, 117.3, 116.1, 21.6. HRMS (ESI) m/z : $[\text{M}+\text{H}]^+$ Calcd for $\text{C}_{20}\text{H}_{15}\text{N}_3\text{O}$ 314.1287; found: 314.1283.



(6-methyl-2-(p-tolyl)imidazo[1,2-a]pyridin-3-yl)(pyridin-2-yl)methanone **3q** prepared following general procedure C using compound **1i** (115 mg, 0.515 mmol) and pyridine-2-carbaldehyde **2a** (83 mg, 0.772 mmol). The product was purified by column chromatography (silica gel, Hexane/ethylacetate 2:1) to yield **3q** (118 mg, 70 %) as a white solid. ^1H NMR (600 MHz, CDCl_3) δ 9.46 (dt, $J = 2.0, 1.1$ Hz, 1H), 8.12 (ddd, $J = 4.7, 1.7, 0.9$ Hz, 1H), 7.69 (dd, $J = 9.0, 0.9$ Hz, 1H), 7.64 (dt, $J = 7.8, 1.1$ Hz, 1H), 7.57 (td, $J = 7.7, 1.7$ Hz, 1H), 7.38 (dd, $J = 9.1, 1.8$ Hz, 1H), 7.19 – 7.14 (m, 2H), 7.10 (ddd, $J = 7.6, 4.8, 1.3$ Hz, 1H), 6.88 – 6.83 (m, 2H), 2.45 (d, $J = 1.3$ Hz, 3H), 2.22 (s, 3H). ^{13}C NMR (151 MHz, CDCl_3) δ 185.4, 156.7, 155.9, 148.4, 146.6, 137.6, 136.1, 132.4, 131.8, 129.5, 128.3, 126.3, 125.0, 124.8,

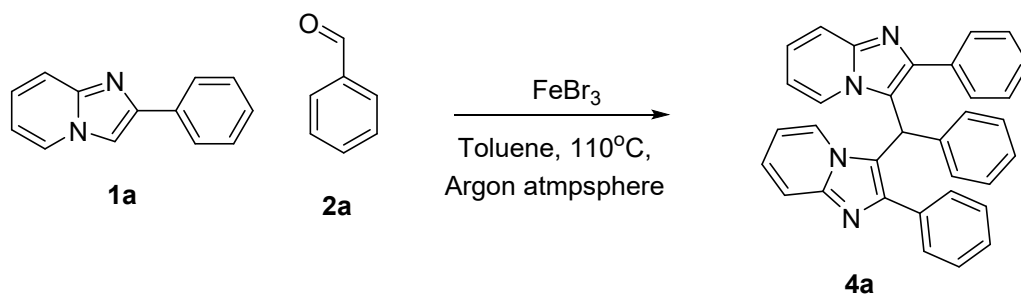
123.8, 119.6, 116.5, 21.1, 18.5. HRMS (ESI) m/z : $[M+H]^+$ Calcd for $C_{21}H_{17}N_3O$ 328.1444; found: 328.14436.



(7-chloro-2-phenylimidazo[1,2-a]pyridin-3-yl)(pyridin-2-yl)methanone **3r** prepared following general procedure C using compound **1j** (118 mg, 0.515 mmol) and pyridine-2-carbaldehyde **2a** (83 mg, 0.772 mmol). The product was purified by column

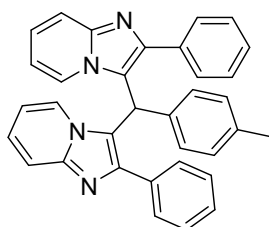
chromatography (silica gel, Hexane/ethylacetate 2:1) to yield **3r** (122 mg, 71 %) as a white solid. 1H NMR (600 MHz, $CDCl_3$) δ 9.55 (dd, $J = 7.4, 0.8$ Hz, 1H), 8.06 (ddd, $J = 4.8, 1.7, 0.9$ Hz, 1H), 7.79 (dd, $J = 2.2, 0.8$ Hz, 1H), 7.70 (dt, $J = 7.8, 1.1$ Hz, 1H), 7.61 (td, $J = 7.7, 1.7$ Hz, 1H), 7.31 – 7.23 (m, 2H), 7.17 – 7.01 (m, 5H). ^{13}C NMR (151 MHz, $CDCl_3$) δ 185.4, 157.3, 155.2, 148.4, 147.5, 136.2, 136.0, 134.3, 129.6, 128.7, 128.1, 127.7, 125.5, 123.8, 119.9, 116.4, 116.2. HRMS (ESI) m/z : $[M+H]^+$ Calcd for $C_{19}H_{12}ClN_3O$ 334.0741; found: 334.0726.

General procedure C for preparation of 3,3'-(phenylmethylene)bis(2-phenylimidazo[1,2-a]pyridine) **4a** and derivatives



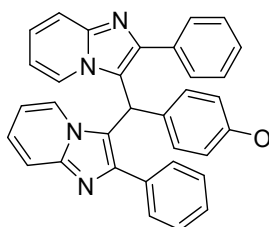
Weigh into a reaction tube, compound **1a** (100 mg, 0.515 mmol), benzaldehyde **2a** (54.6 mg, 0.515 mmol), $FeBr_3$ (30.4 mg, 0.103 mmol) and toluene (0.6 mL). Backfilled the reaction tube with argon gas. Stir the reaction mixture at $110^\circ C$ for 16 hours. The reaction mixture was extracted with water and ethylacetate. Dry the organic layer over anhydrous sodium sulfate. Evaporate the solution to dryness. Purify the crude residue by column chromatography (silica gel, Hexane/ethylacetate 2:1), obtain 3,3'-(phenylmethylene)bis(2-phenylimidazo[1,2-a]pyridine) **4a** as a brown solid (56 mg, 45%). 1H NMR (600 MHz, $CDCl_3$) δ 7.60

(dt, $J = 9.0, 1.1$ Hz, 2H), 7.35 – 7.28 (m, 4H), 7.23 (dt, $J = 6.9, 1.2$ Hz, 2H), 7.21 – 7.15 (m, 3H), 7.15 – 7.05 (m, 7H), 6.86 – 6.76 (m, 2H), 6.53 (s, 1H), 6.41 (td, $J = 6.8, 1.2$ Hz, 2H). ^{13}C NMR (151 MHz, CDCl_3) δ 145.3, 144.7, 135.7, 133.8, 129.2, 128.7, 128.0, 127.9, 127.7, 127.7, 124.5, 124.1, 118.0, 117.3, 112.2, 38.5. [14]



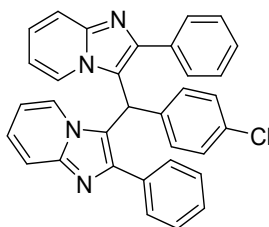
3,3'-(p-tolylmethylene)bis(2-phenylimidazo[1,2-a]pyridine) **4b** prepared following general procedure D using compound **1a** (100 mg, 0.515 mmol) and 4-methylbenzaldehyde **2b** (62 mg, 0.515 mmol). The product was purified by column chromatography (silica gel, Hexane/ethylacetate 2:1) to yield **4b**

(81.91 mg, 50 %) as a brown solid. ^1H NMR (600 MHz, CDCl_3) δ 7.58 (dt, $J = 9.0, 1.2$ Hz, 2H), 7.36 – 7.28 (m, 4H), 7.24 (dt, $J = 7.0, 1.2$ Hz, 2H), 7.09 (dddd, $J = 10.3, 7.9, 5.3, 1.1$ Hz, 8H), 7.02 – 6.92 (m, 2H), 6.75 – 6.63 (m, 2H), 6.50 (s, 1H), 6.40 (td, $J = 6.8, 1.2$ Hz, 2H), 2.24 (s, 3H). ^{13}C NMR (151 MHz, CDCl_3) δ 145.3, 144.7, 137.3, 134.1, 132.6, 129.9, 128.7, 127.9, 127.8, 127.6, 124.3, 124.2, 118.2, 117.3, 112.0, 38.2, 20.9. HRMS (ESI) m/z : $[\text{M}+\text{H}]^+$ Calcd for $\text{C}_{34}\text{H}_{26}\text{N}_4$ 491.2230; found: 491.2215.



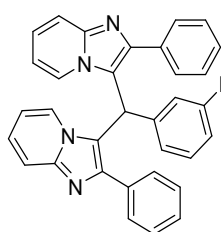
3,3'-((4-methoxyphenyl)methylene)bis(2-phenylimidazo[1,2-a]pyridine) **4c** prepared following general procedure D using compound **1a** (100 mg, 0.515 mmol) and 4-methoxybenzaldehyde **2c** (70 mg, 0.515 mmol). The product was purified by column chromatography (silica gel,

Hexane/ethylacetate 2:1) to yield **4c** (79 mg, 61 %) as a brown solid. ^1H NMR (600 MHz, CDCl_3) δ 7.58 (dt, $J = 9.1, 1.2$ Hz, 2H), 7.34 – 7.28 (m, 4H), 7.28 – 7.23 (m, 2H), 7.15 – 7.03 (m, 8H), 6.75 – 6.65 (m, 4H), 6.47 (s, 1H), 6.41 (td, $J = 6.9, 1.3$ Hz, 2H), 3.71 (s, 3H). ^{13}C NMR (151 MHz, CDCl_3) δ 158.8, 145.3, 144.7, 134.1, 129.0, 128.7, 127.9, 127.6, 127.5, 124.3, 124.2, 118.3, 117.3, 114.5, 112.0, 55.2, 37.8. HRMS (ESI) m/z : $[\text{M}+\text{H}]^+$ Calcd for $\text{C}_{34}\text{H}_{26}\text{N}_4\text{O}$ 507.2179; found: 507.2171.

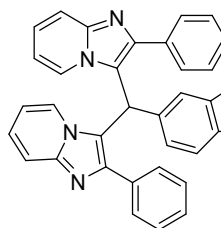


3,3'-((4-chlorophenyl)methylene)bis(2-phenylimidazo[1,2-a]pyridine) **4d** prepared following general procedure D using

compound **1a** (100 mg, 0.515 mmol) and 4-chlorobenzaldehyde **2d** (72 mg, 0.515 mmol). The product was purified by column chromatography (silica gel, Hexane/ethylacetate 2:1) to yield **7d** (92 mg, 70 %) as a brown solid. ¹H NMR (600 MHz, CDCl₃) δ 7.59 (dt, *J* = 9.0, 1.2 Hz, 2H), 7.33 – 7.26 (m, 4H), 7.21 (dt, *J* = 7.0, 1.2 Hz, 2H), 7.17 – 7.06 (m, 10H), 6.78 – 6.70 (m, 2H), 6.48 (s, 1H), 6.44 (td, *J* = 6.9, 1.3 Hz, 2H). ¹³C NMR (151 MHz, CDCl₃) δ 145.6, 144.8, 134.5, 133.9, 133.5, 129.3, 129.3, 128.7, 128.0, 127.7, 124.5, 123.9, 117.5, 117.4, 112.3, 38.1. HRMS (ESI) *m/z*: [M+H]⁺ Calcd for C₃₃H₂₃ClN₄ 511.1684; found: 511.1676.



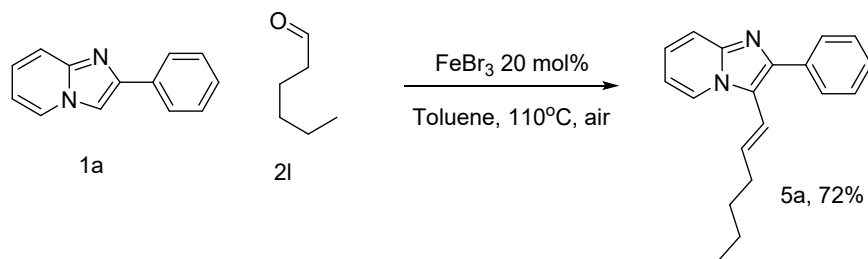
3,3'-((3-fluorophenyl)methylene)bis(2-phenylimidazo[1,2-a]pyridine) **4e** prepared following general procedure D using compound **1a** (100 mg, 0.515 mmol) and 3-fluorobenzaldehyde **2e** (64 mg, 0.515 mmol). The product was purified by column chromatography (silica gel, Hexane/ethylacetate 2:1) to yield **4e** (65 mg, 51 %) as a brown solid. ¹H NMR (600 MHz, CDCl₃) δ 7.60 (dt, *J* = 9.1, 1.1 Hz, 2H), 7.31 – 7.27 (m, 4H), 7.21 (dt, *J* = 6.9, 1.2 Hz, 2H), 7.18 – 7.05 (m, 9H), 6.90 – 6.83 (m, 1H), 6.59 (ddt, *J* = 7.8, 1.7, 0.9 Hz, 1H), 6.53 – 6.48 (m, 2H), 6.43 (td, *J* = 6.9, 1.3 Hz, 2H). ¹³C NMR (151 MHz, CDCl₃) δ 163.3 (d, *J* = 248.3 Hz), 145.6, 144.8, 138.7 (d, *J* = 6.4 Hz), 133.8, 130.8 (d, *J* = 8.2 Hz), 128.7, 128.0, 127.8, 124.5, 123.8, 123.6 (d, *J* = 2.8 Hz), 117.5, 117.4, 115.0 (d, *J* = 22.5 Hz), 114.8 (d, *J* = 21.1 Hz), 112.3, 38.3. HRMS (ESI) *m/z*: [M+H]⁺ Calcd for C₃₃H₂₃FN₄ 495.1979; found: 495.1963.



3,3'-((benzo[d][1,3]dioxol-5-yl)methylene)bis(2-phenylimidazo[1,2-a]pyridine) **4f** prepared following general procedure D using compound **1a** (100 mg, 0.515 mmol) and benzo[d][1,3]dioxole-5-carbaldehyde **2k** (77 mg, 0.515 mmol). The product was purified by column chromatography (silica gel, Hexane/ethylacetate 2:1) to yield **4f** (84 mg, 63 %) as a brown solid. ¹H NMR (600 MHz, CDCl₃) δ 7.59 (d, *J* = 9.0 Hz, 2H), 7.28 (d, *J* = 11.1 Hz, 6H), 7.15 – 7.07 (m, 8H), 6.60 (dd, *J* = 8.1, 1.2 Hz, 1H), 6.43 (d, *J* = 20.0 Hz, 3H), 6.30 (d, *J* = 1.8

Hz, 1H), 6.25 (ddd, $J = 8.1, 1.9, 0.9$ Hz, 1H), 5.86 (d, $J = 1.7$ Hz, 2H). ^{13}C NMR (151 MHz, CDCl_3) δ 148.5, 147.0, 145.4, 144.7, 134.0, 129.5, 128.7, 127.9, 127.6, 124.3, 124.1, 121.0, 118.0, 117.4, 112.1, 108.5, 108.4, 101.3, 38.3. HRMS (ESI) m/z : $[\text{M}+\text{H}]^+$ Calcd for $\text{C}_{34}\text{H}_{24}\text{N}_4\text{O}_2$ 521.1972; found: 521.1952.

Procedure for the preparation of (*E*) 3-(hex-1-en-1-yl)-2-phenylimidazo[1,2-*a*]pyridine **5a**

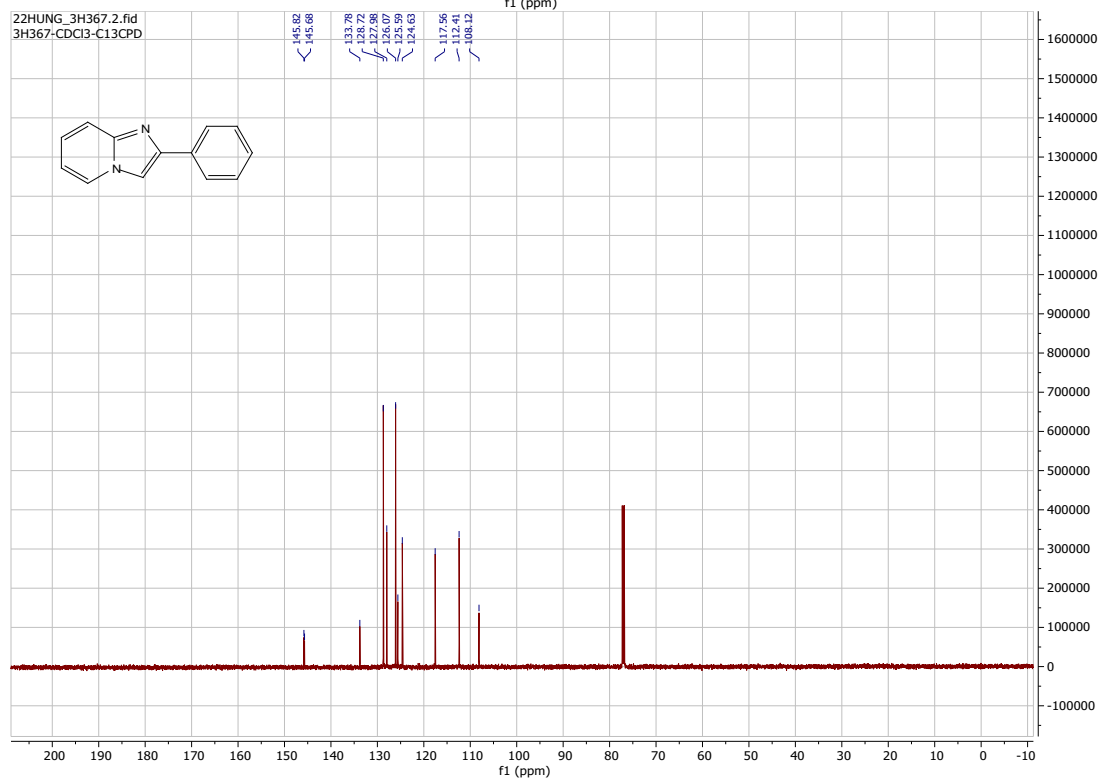
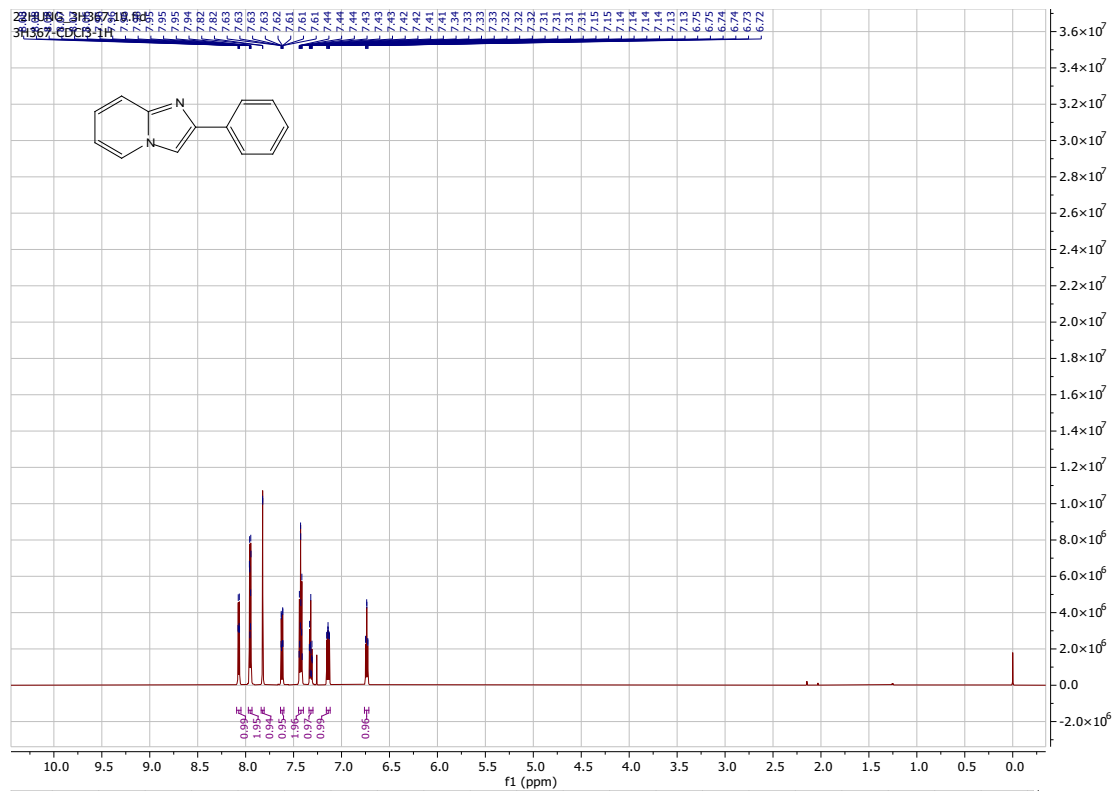


In a reaction tube, 2-phenylimidazo[1,2-*a*]pyridine **1a** (100 mg, 0.515 mmol), hexanal **2I** (77 mg, 0.772 mmol), and iron(III) bromide (FeBr_3) (30.4 mg, 0.103 mmol) were dissolved in toluene (0.6 mL). The reaction tube was tightly capped and the reaction mixture was stirred at 110°C for 16 hours. The reaction mixture was then extracted with water and ethyl acetate. The organic layer was dried over anhydrous sodium sulfate, and the solvent was removed under reduced pressure. The crude residue was purified by column chromatography on silica gel using a hexane/ethyl acetate (5:1) solvent system to afford 3-(hex-1-en-1-yl)-2-phenylimidazo[1,2-*a*]pyridine **5a** as a white solid (106.3 mg, 72%). ^1H NMR (600 MHz, CDCl_3) δ 8.2 (dt, $J = 7.0, 1.2$ Hz, 1H), 7.9 – 7.8 (m, 2H), 7.7 (dt, $J = 9.0, 1.1$ Hz, 1H), 7.4 (dd, $J = 8.4, 6.9$ Hz, 2H), 7.3 (ddt, $J = 8.6, 7.0, 1.3$ Hz, 1H), 7.1 (ddd, $J = 9.0, 6.7, 1.2$ Hz, 1H), 6.8 (td, $J = 6.8, 1.3$ Hz, 1H), 6.5 (dt, $J = 16.3, 1.5$ Hz, 1H), 6.2 (dt, $J = 16.3, 7.0$ Hz, 1H), 2.4 – 2.3 (m, 2H), 1.5 – 1.5 (m, 2H), 1.5 – 1.4 (m, 2H), 1.0 (t, $J = 7.3$ Hz, 3H). ^{13}C NMR (151 MHz, CDCl_3) δ 144.9, 143.0, 135.8, 134.7, 128.7, 128.4, 127.6, 124.3, 123.8, 119.0, 117.6, 117.0, 112.4, 33.4,

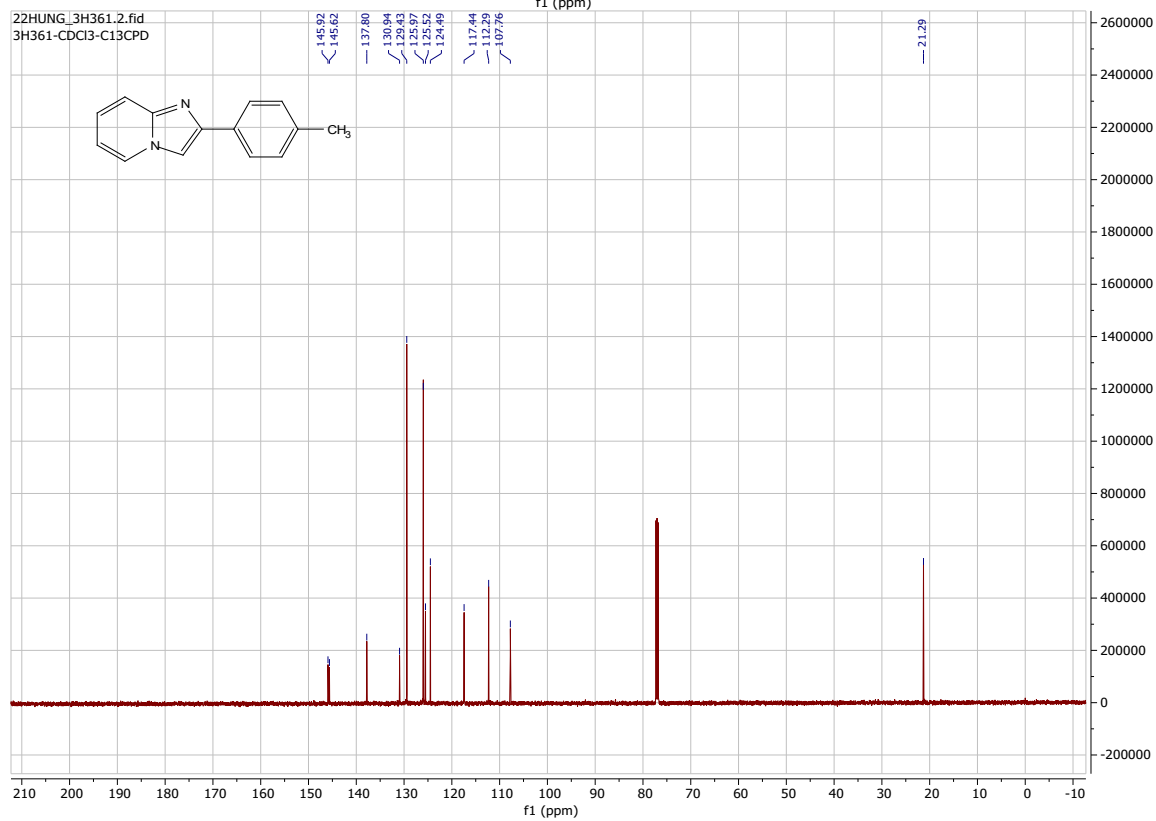
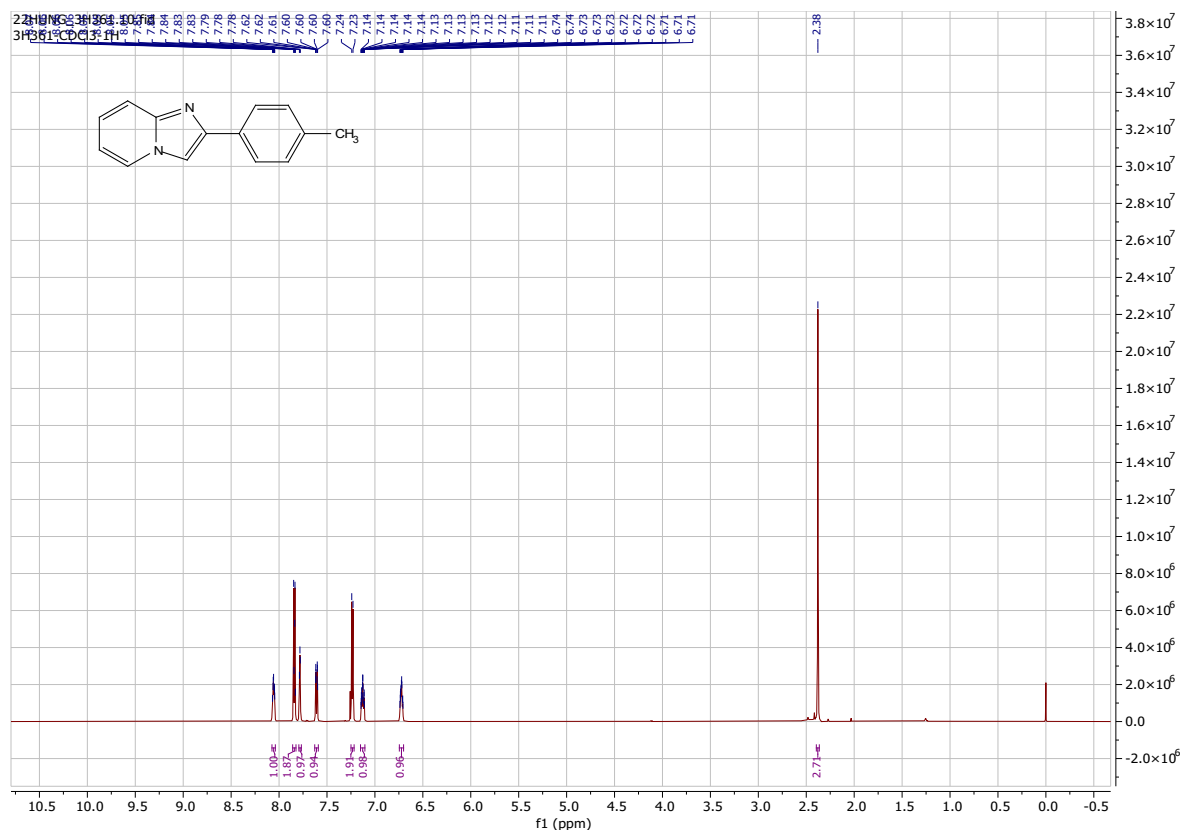
31.4, 22.3, 13.9. HRMS (ESI) m/z: [M+H]⁺ Calcd for C₁₉H₂₀N₂ 277.1699; found: 277.1688.

2. Copies of NMR spectra

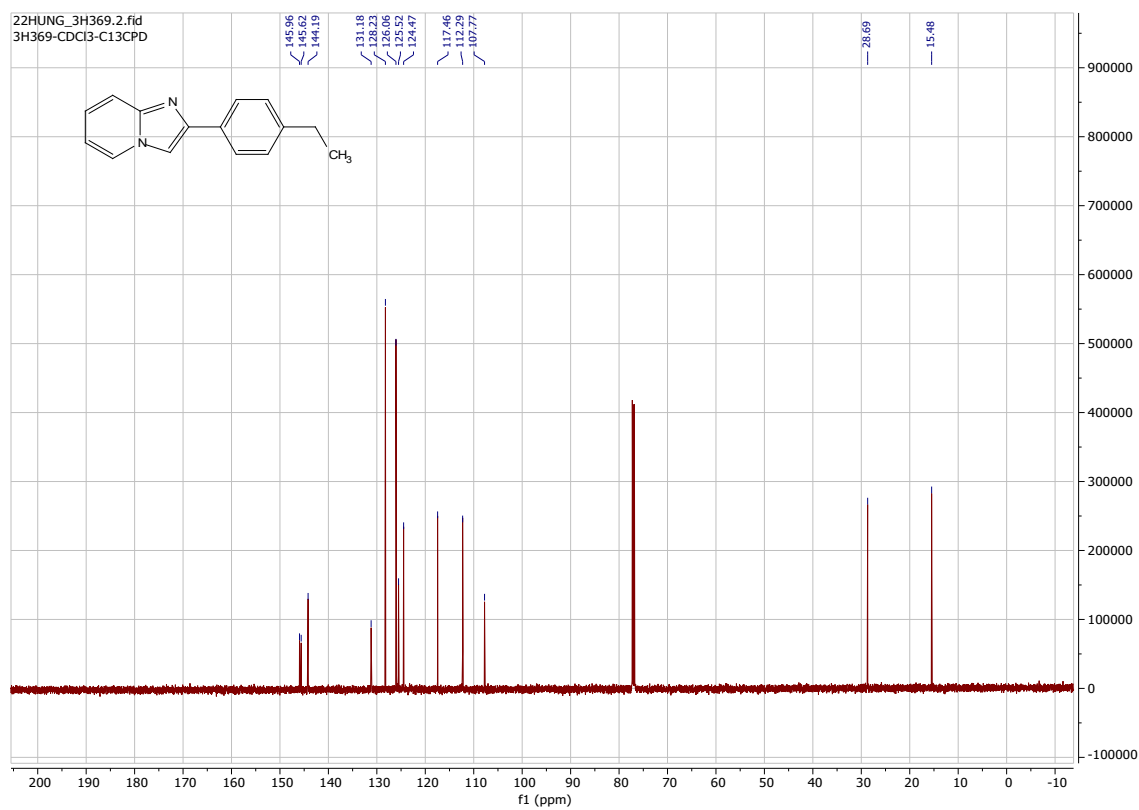
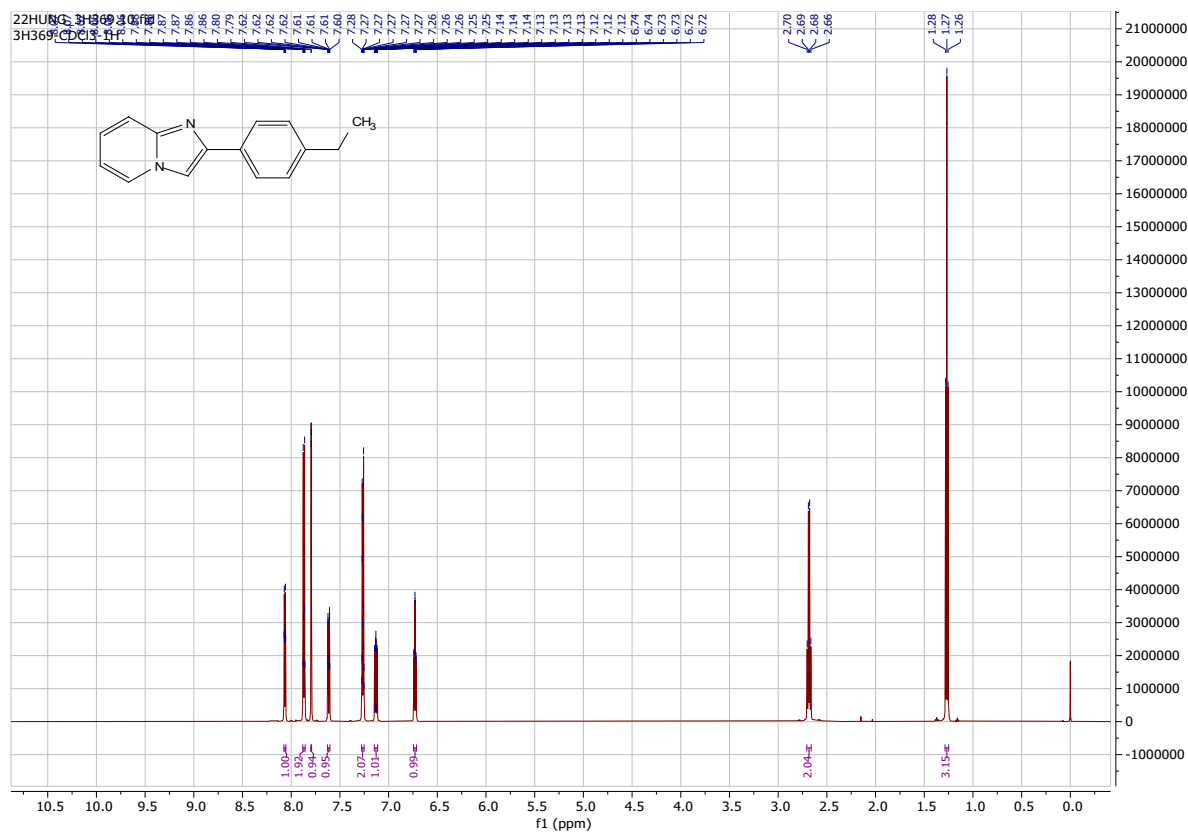
2-phenylimidazo[1,2-a]pyridine 1a



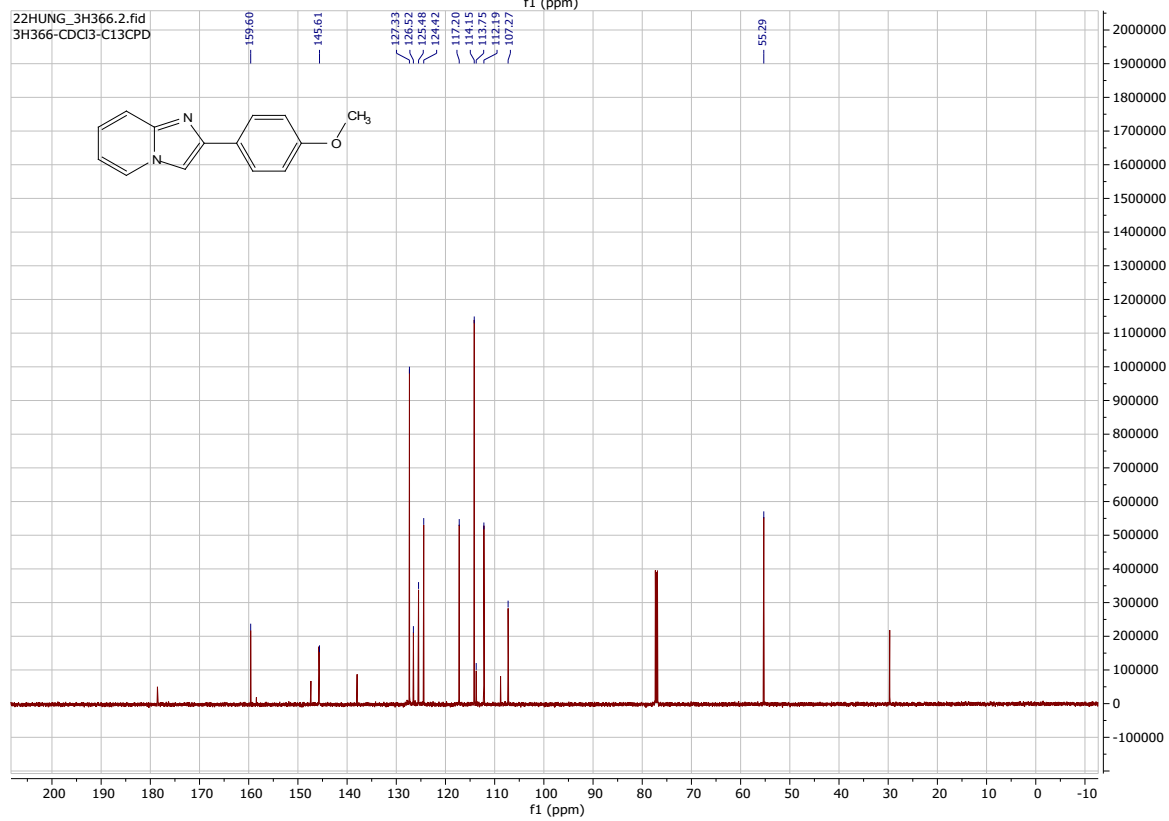
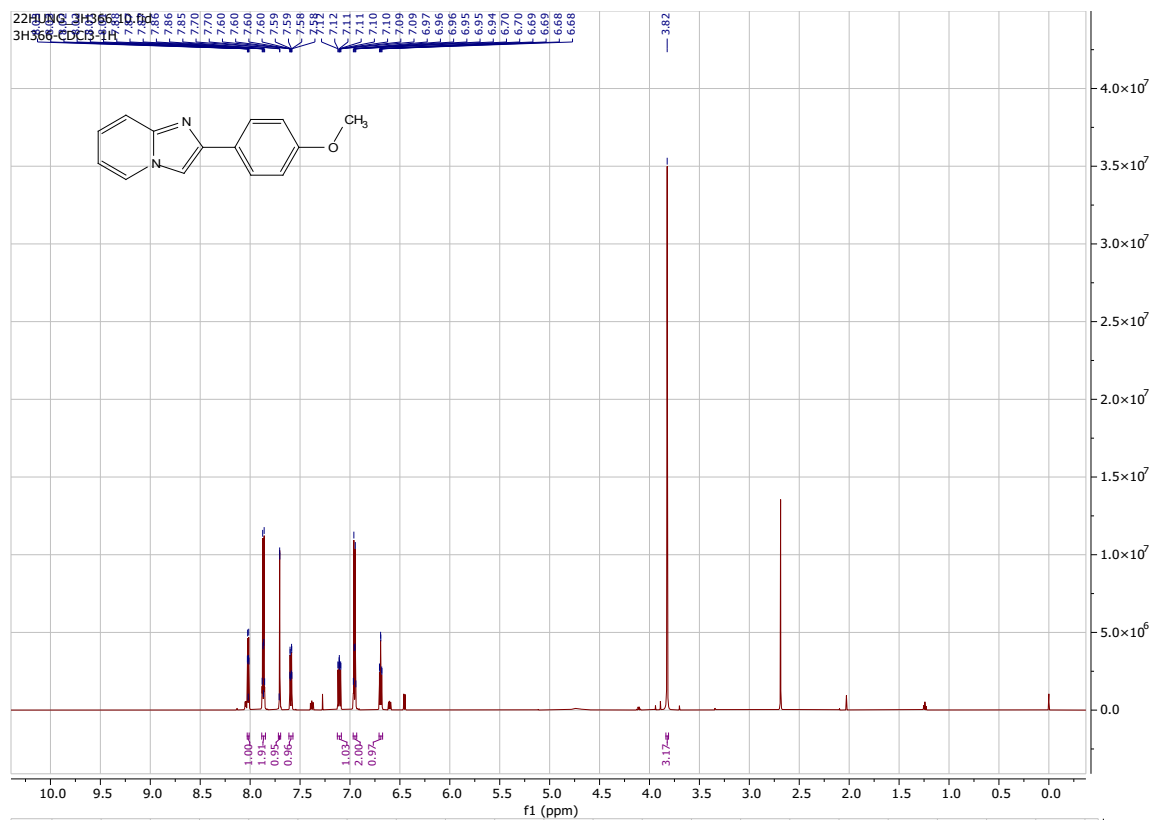
2-(p-tolyl)imidazo[1,2-a]pyridine 1b



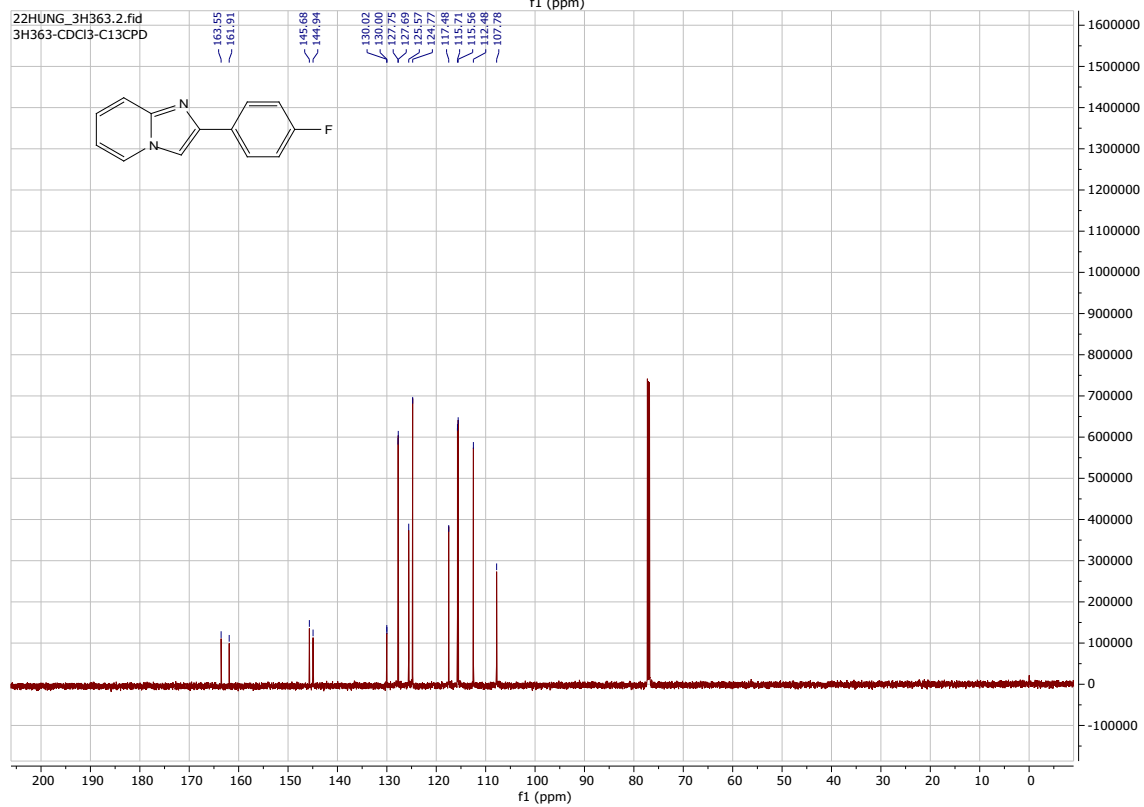
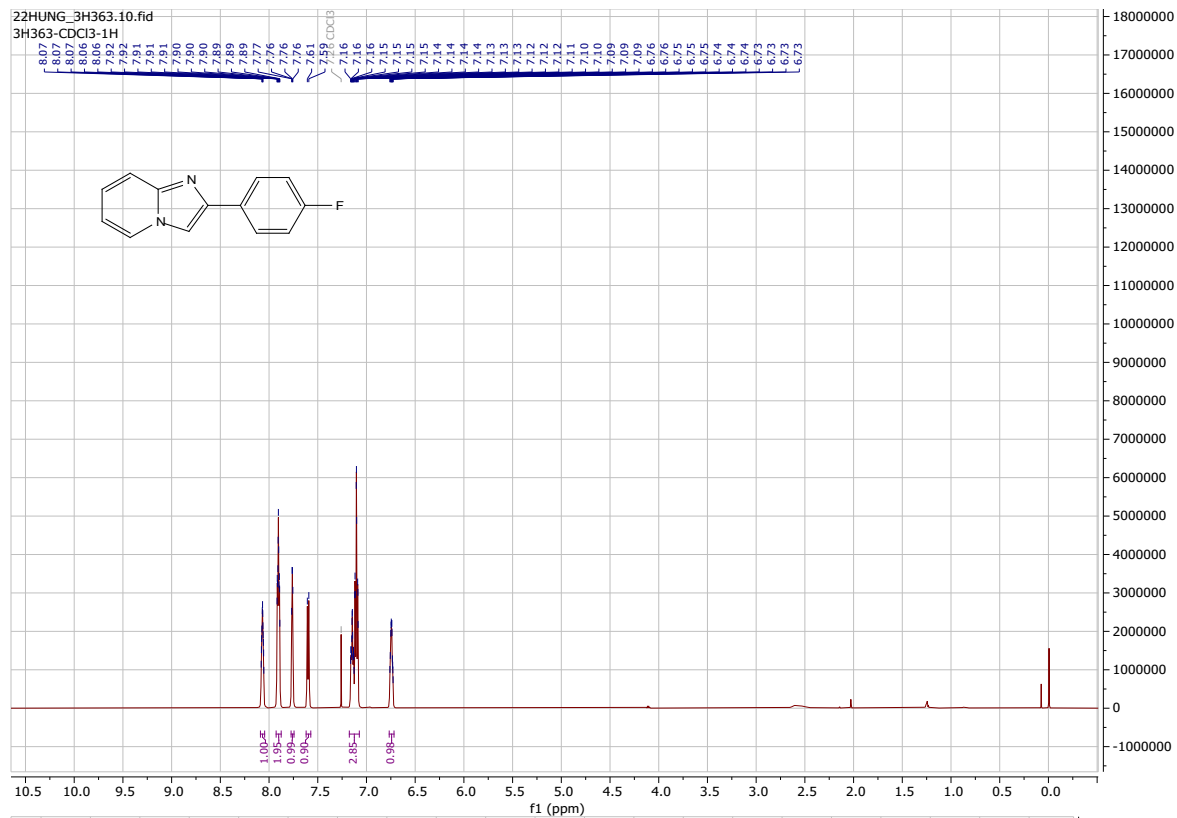
2-(4-ethylphenyl)imidazo[1,2-a]pyridine 1c



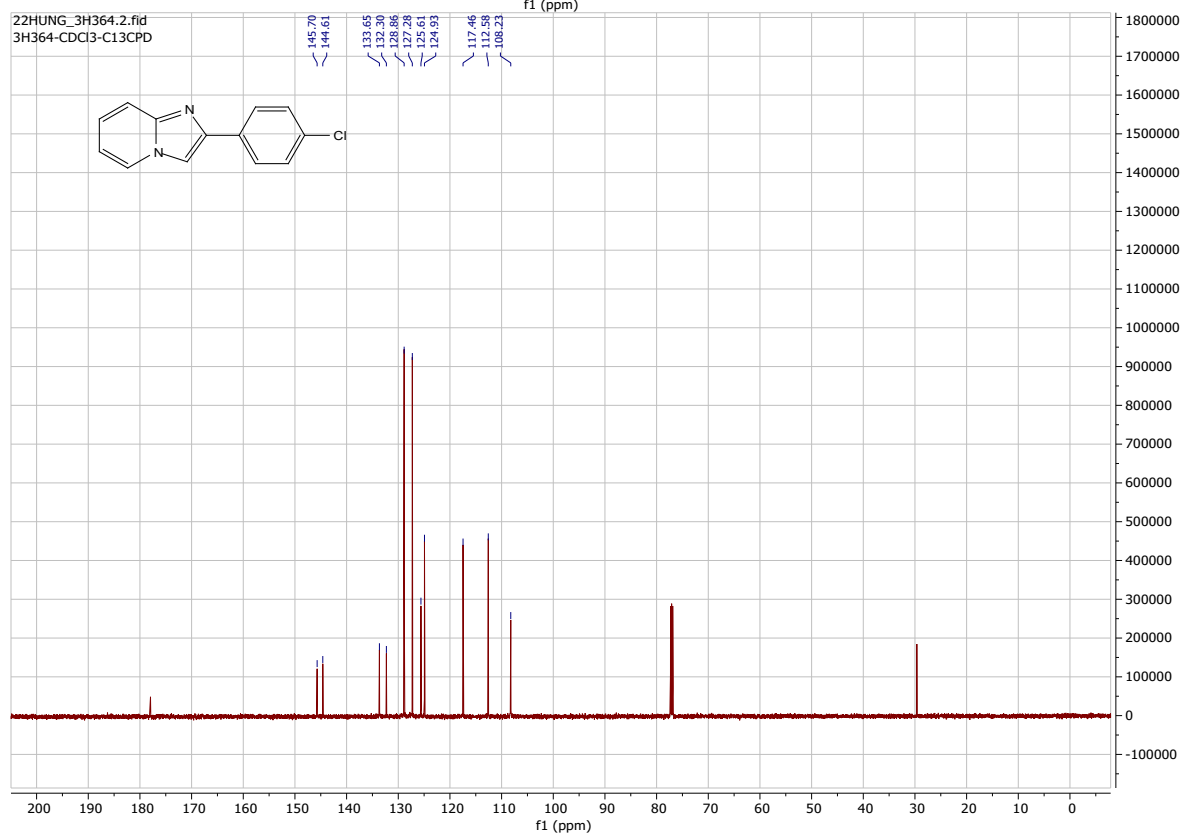
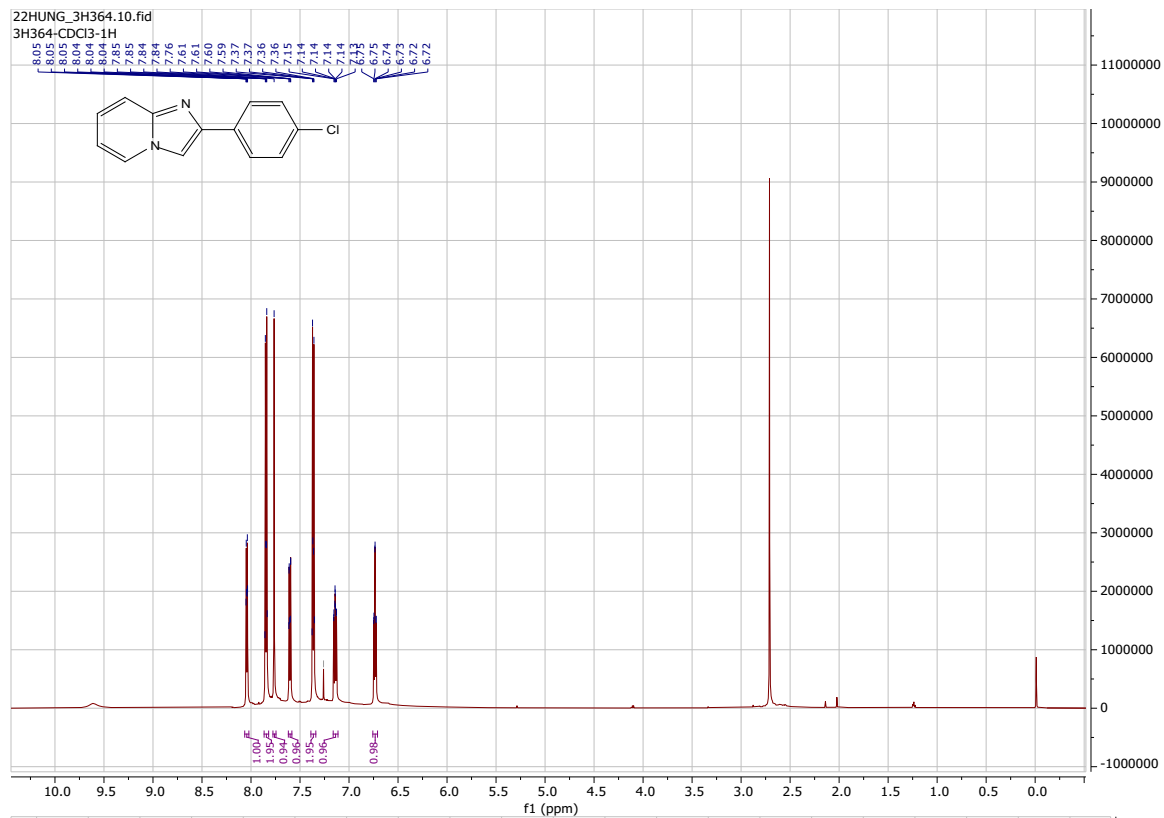
2-(4-methoxyphenyl)imidazo[1,2-a]pyridine 1d



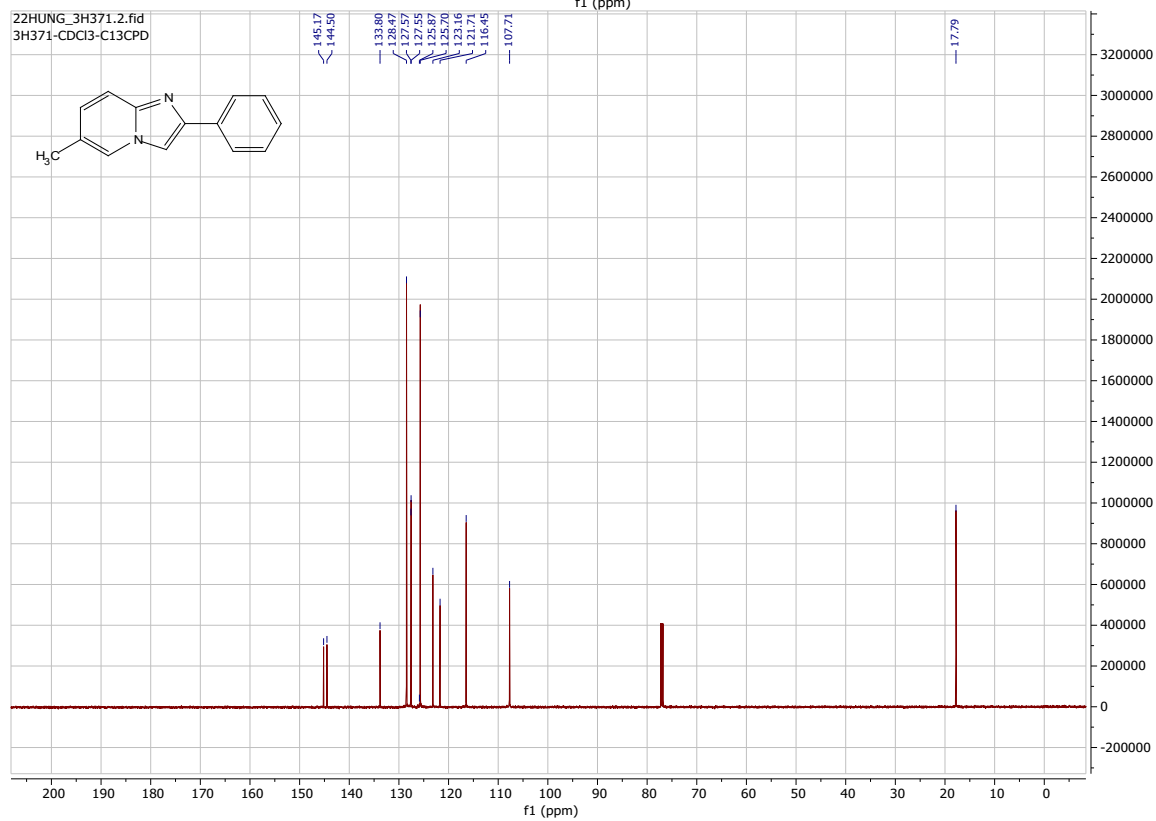
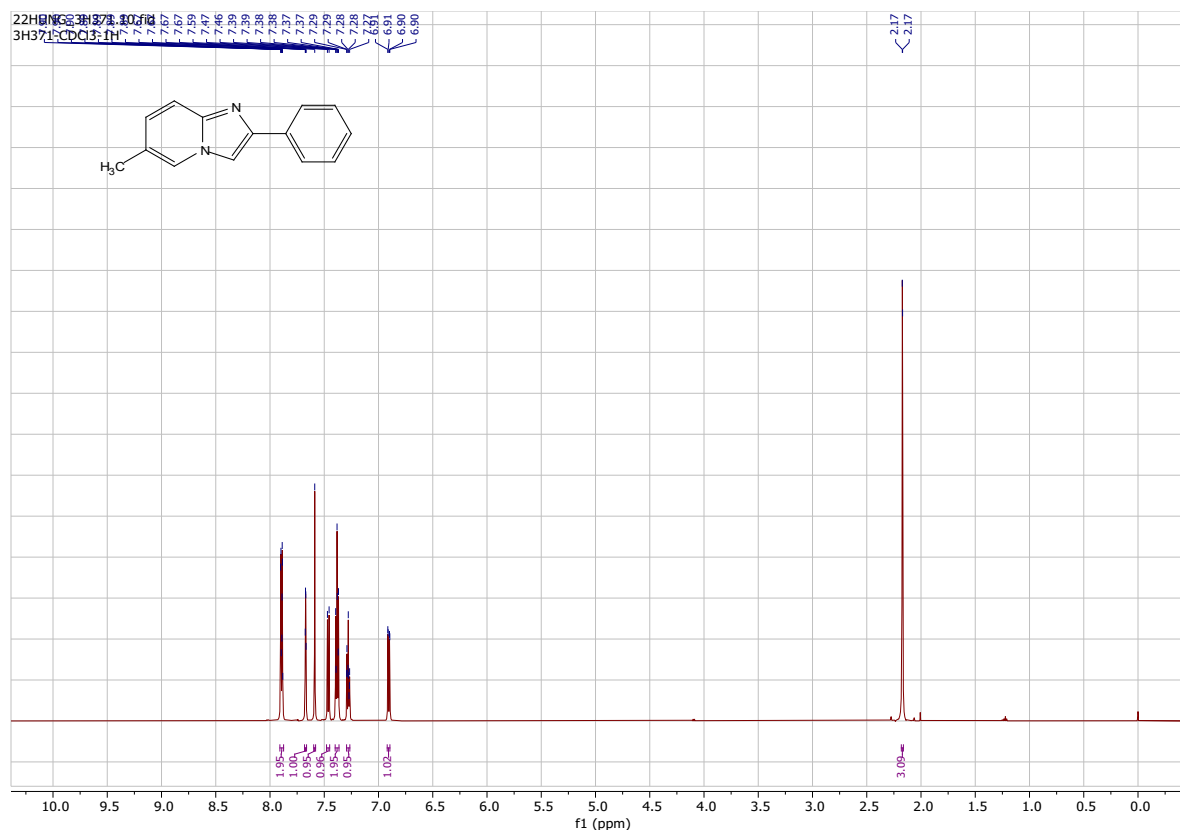
2-(4-fluorophenyl)imidazo[1,2-a]pyridine 1e



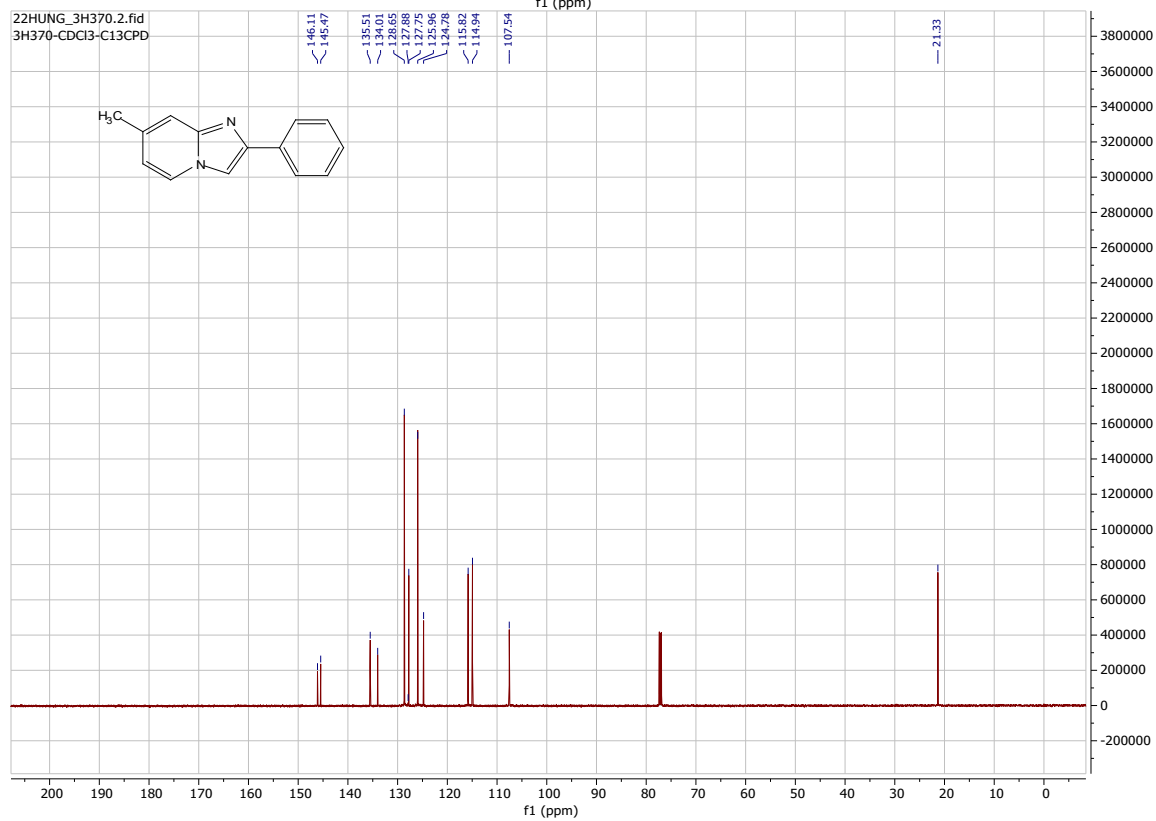
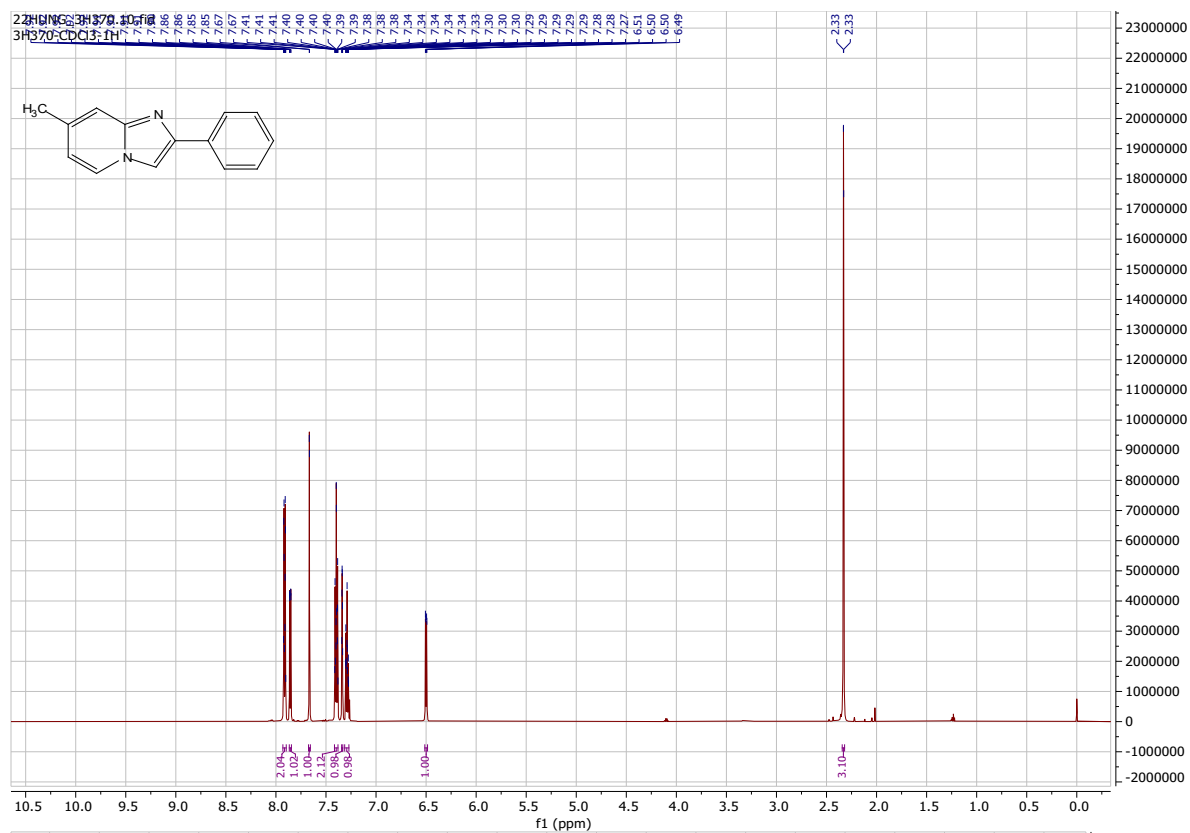
2-(4-chlorophenyl)imidazo[1,2-a]pyridine 1f



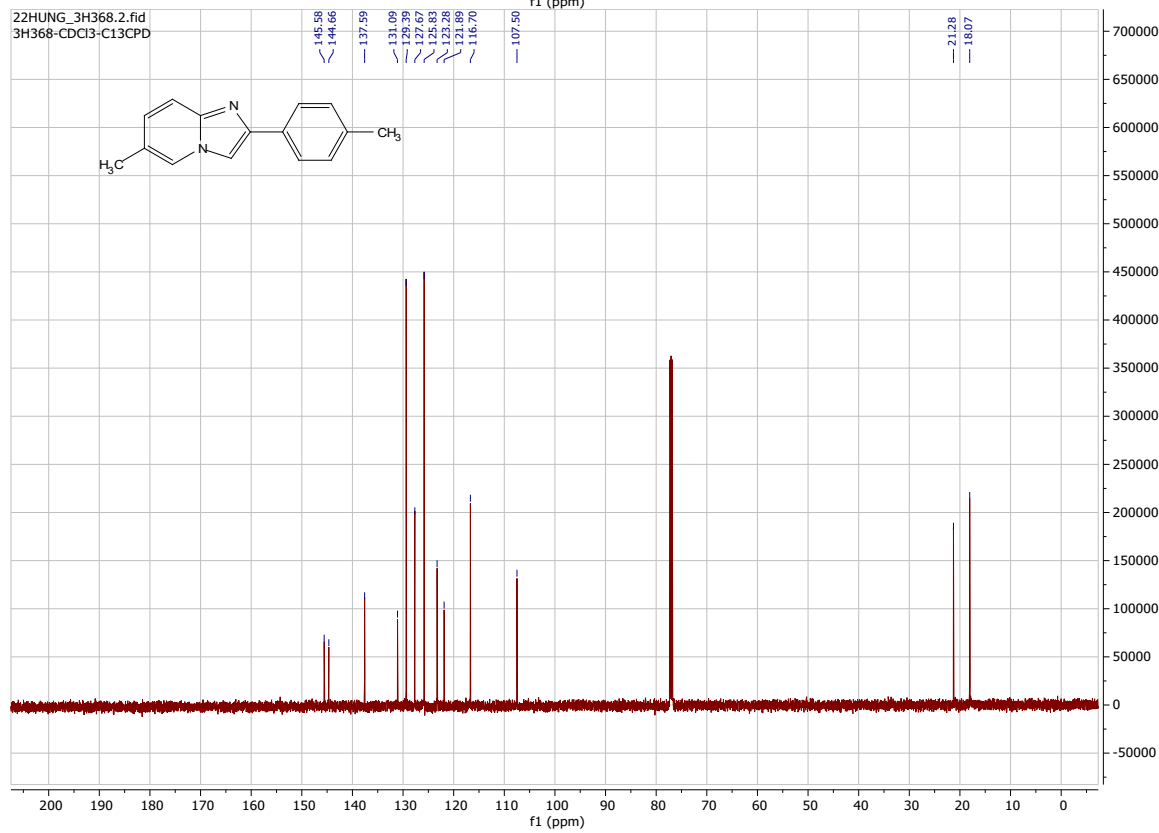
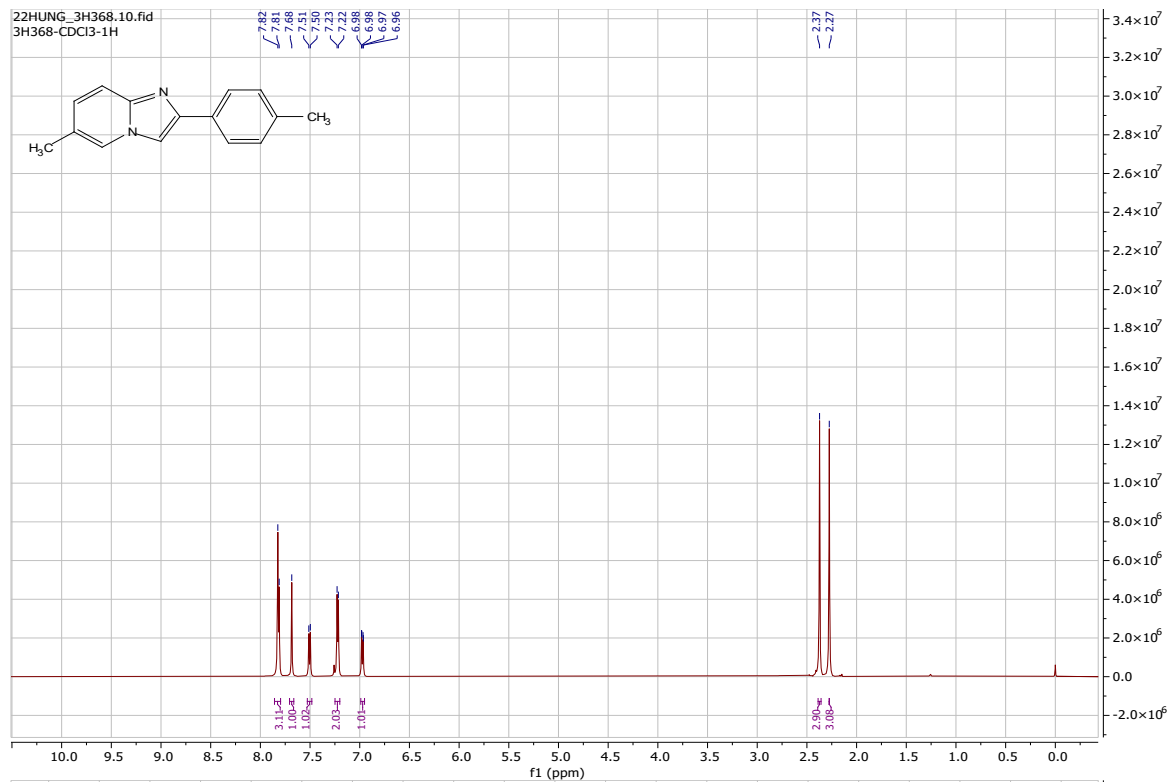
6-methyl-2-phenylimidazo[1,2-a]pyridine 1g



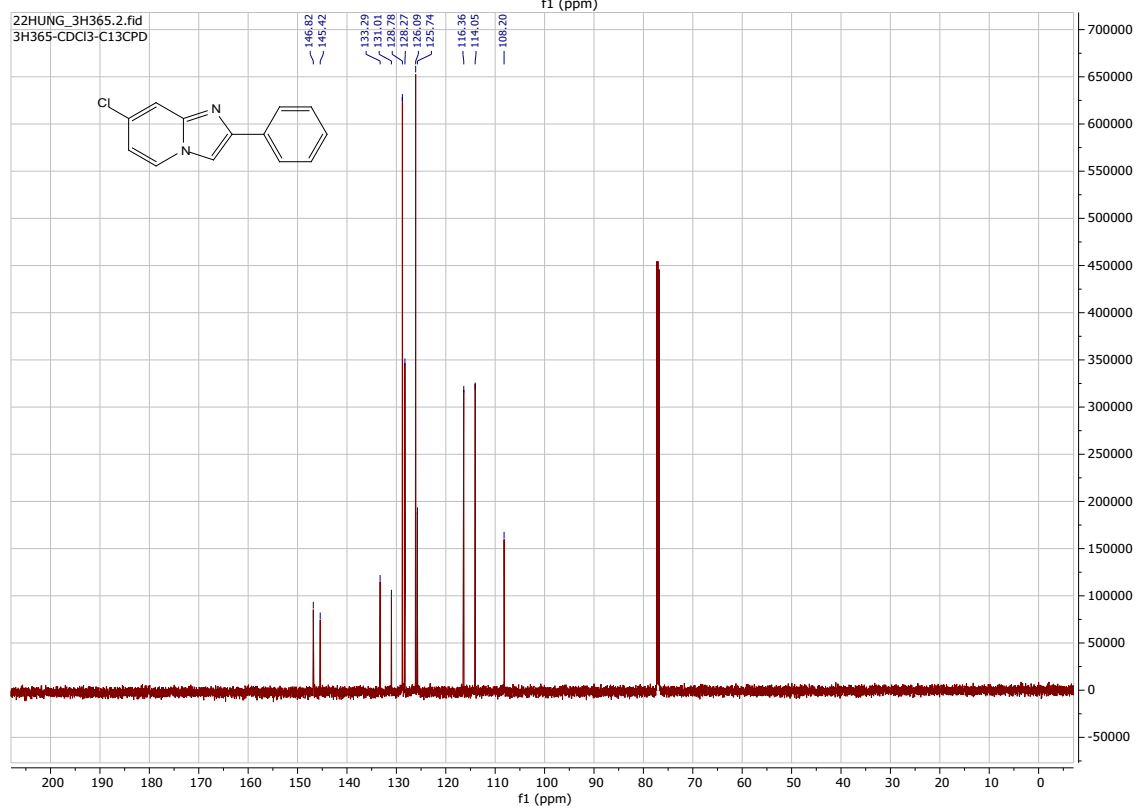
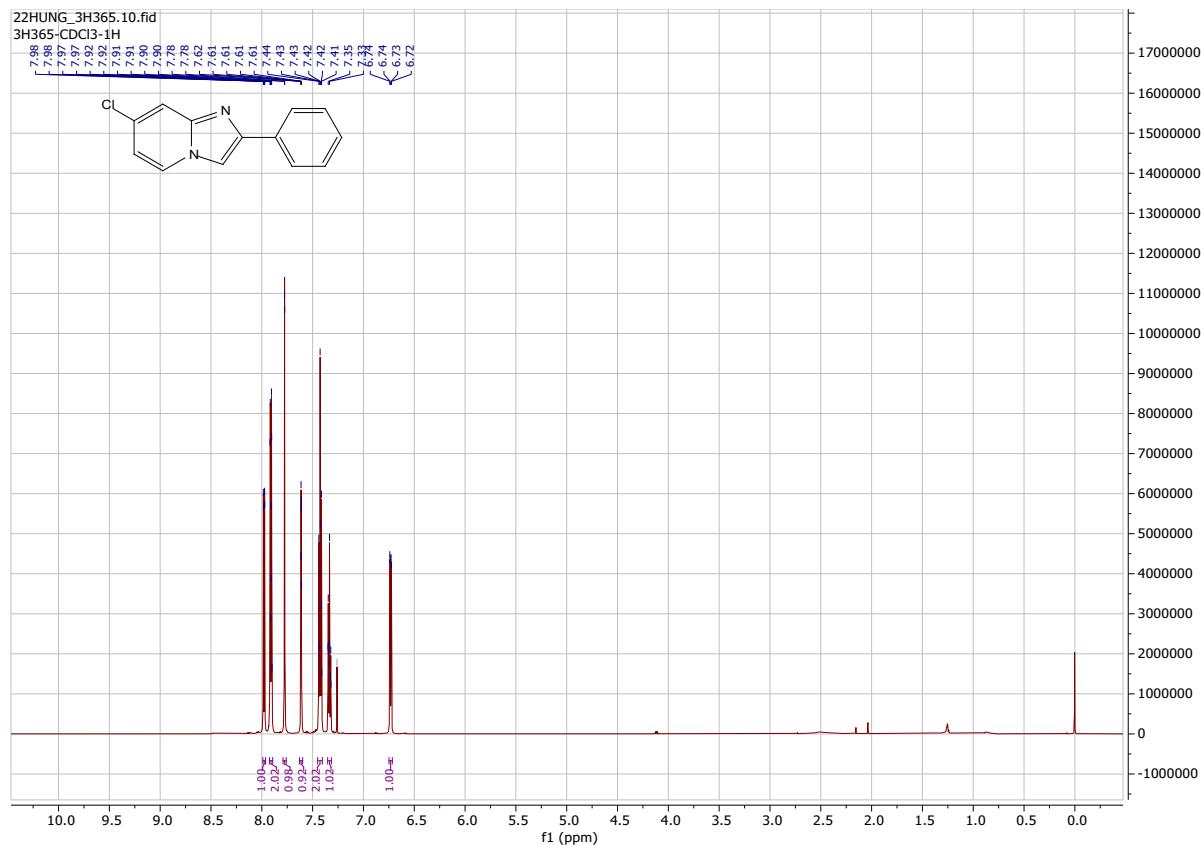
7-methyl-2-phenylimidazo[1,2-a]pyridine 1h



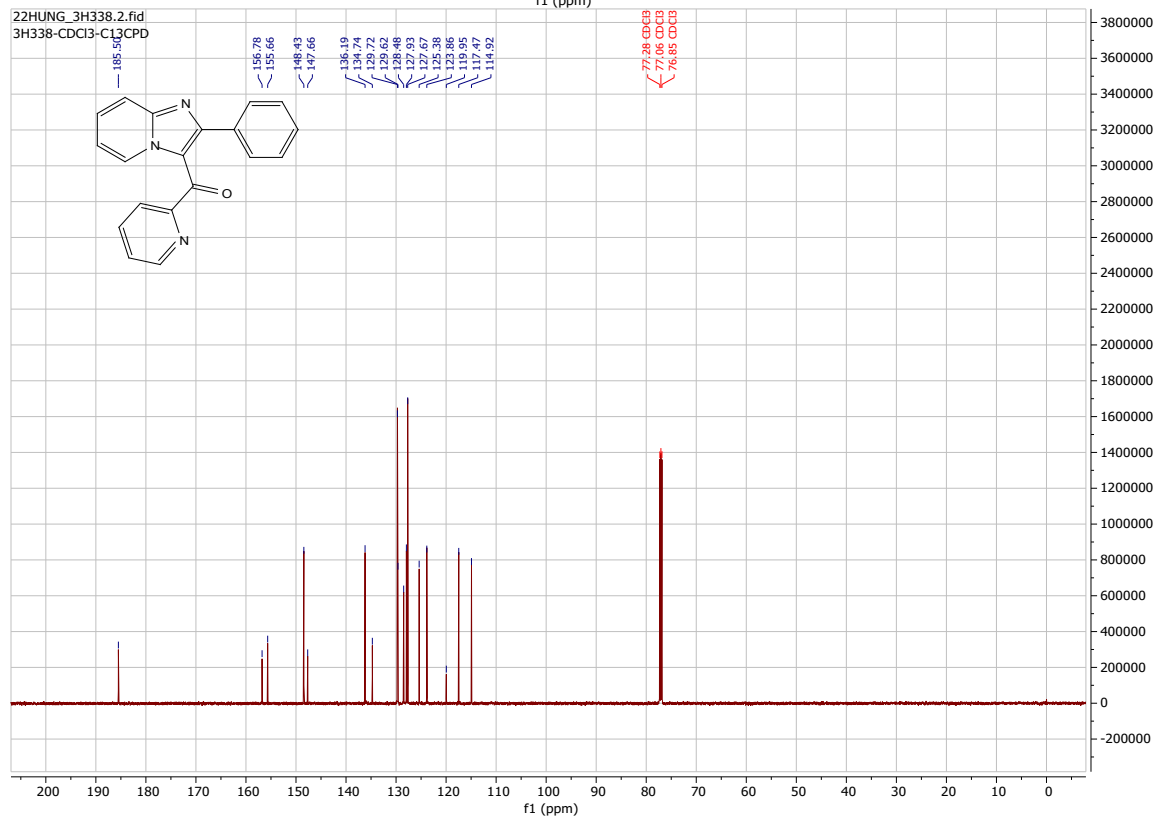
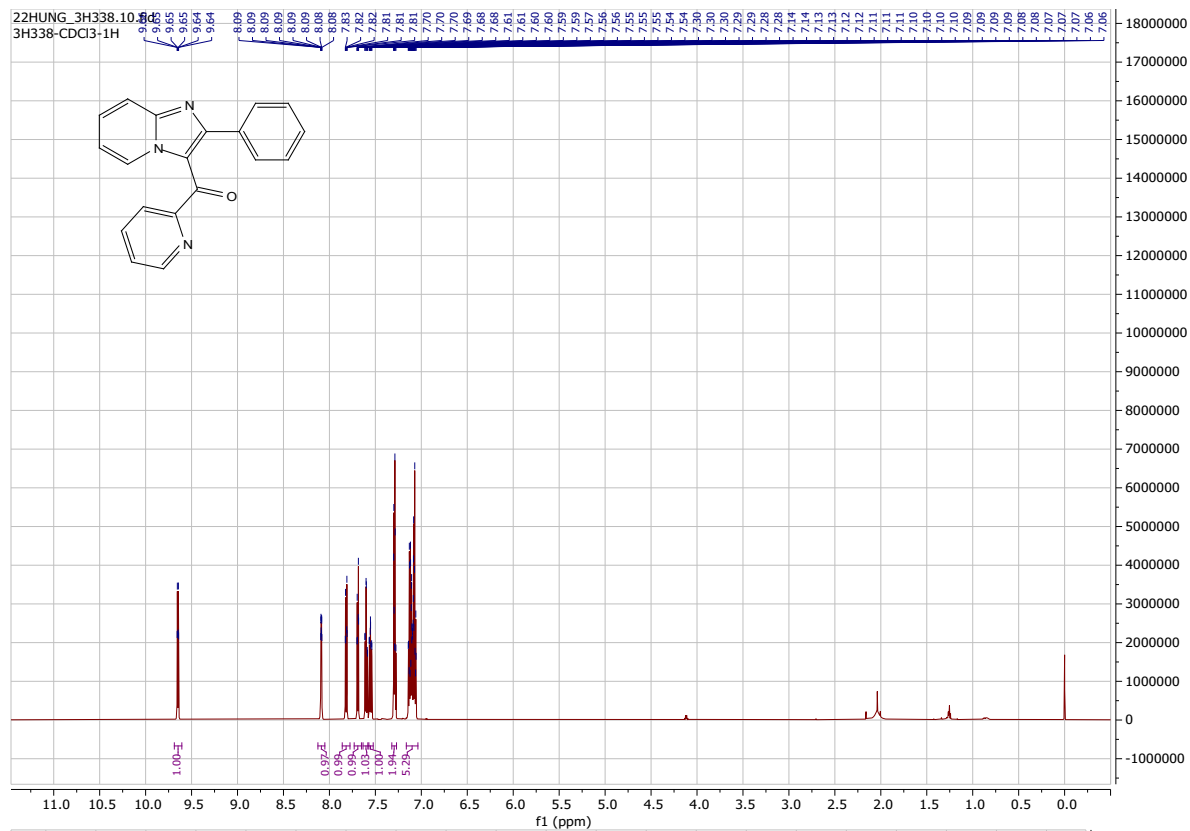
6-methyl-2-(p-tolyl)imidazo[1,2-a]pyridine 1i



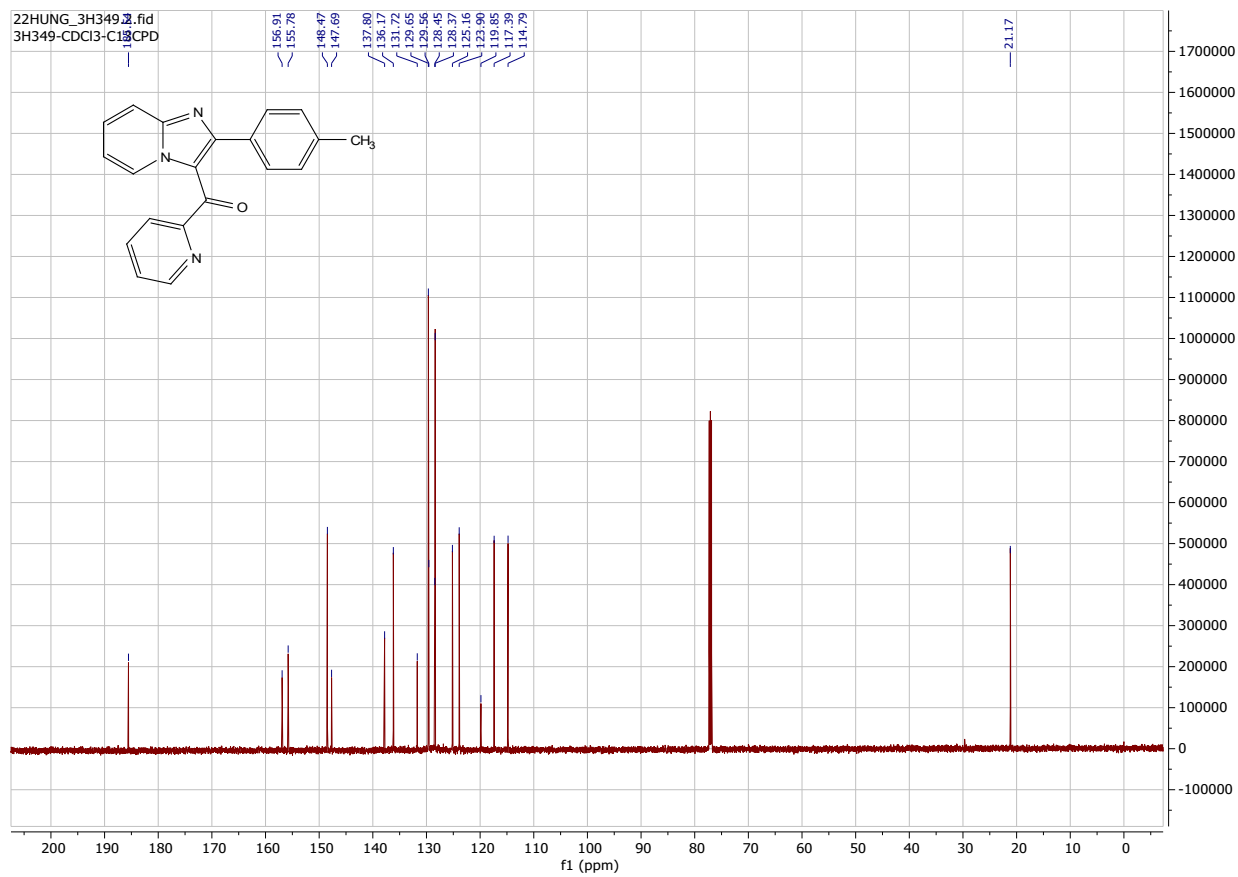
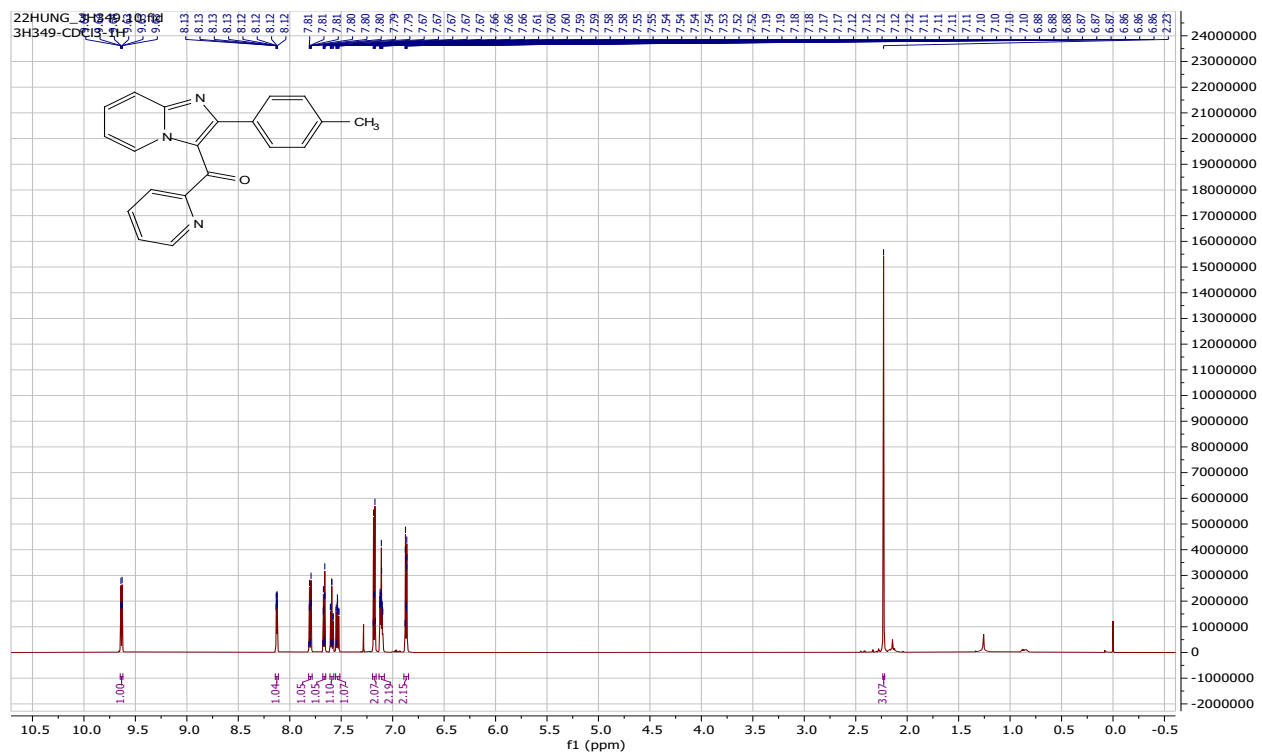
7-chloro-2-phenylimidazo[1,2-a]pyridine 1j

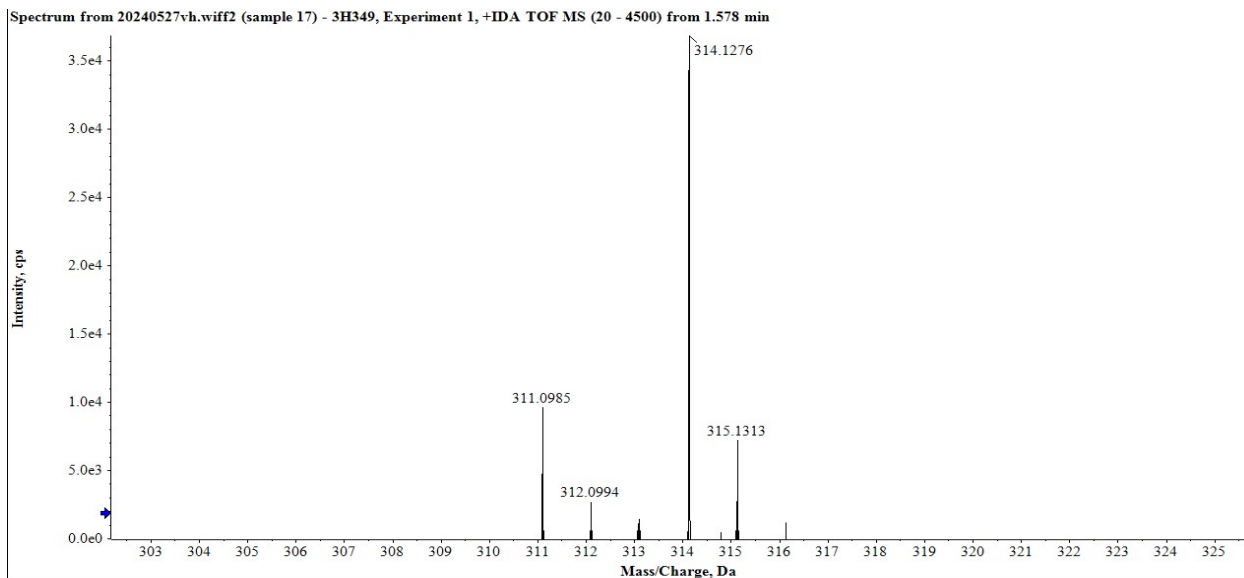


(2-phenylimidazo[1,2-a]pyridin-3-yl)(pyridin-2-yl)methanone 3a

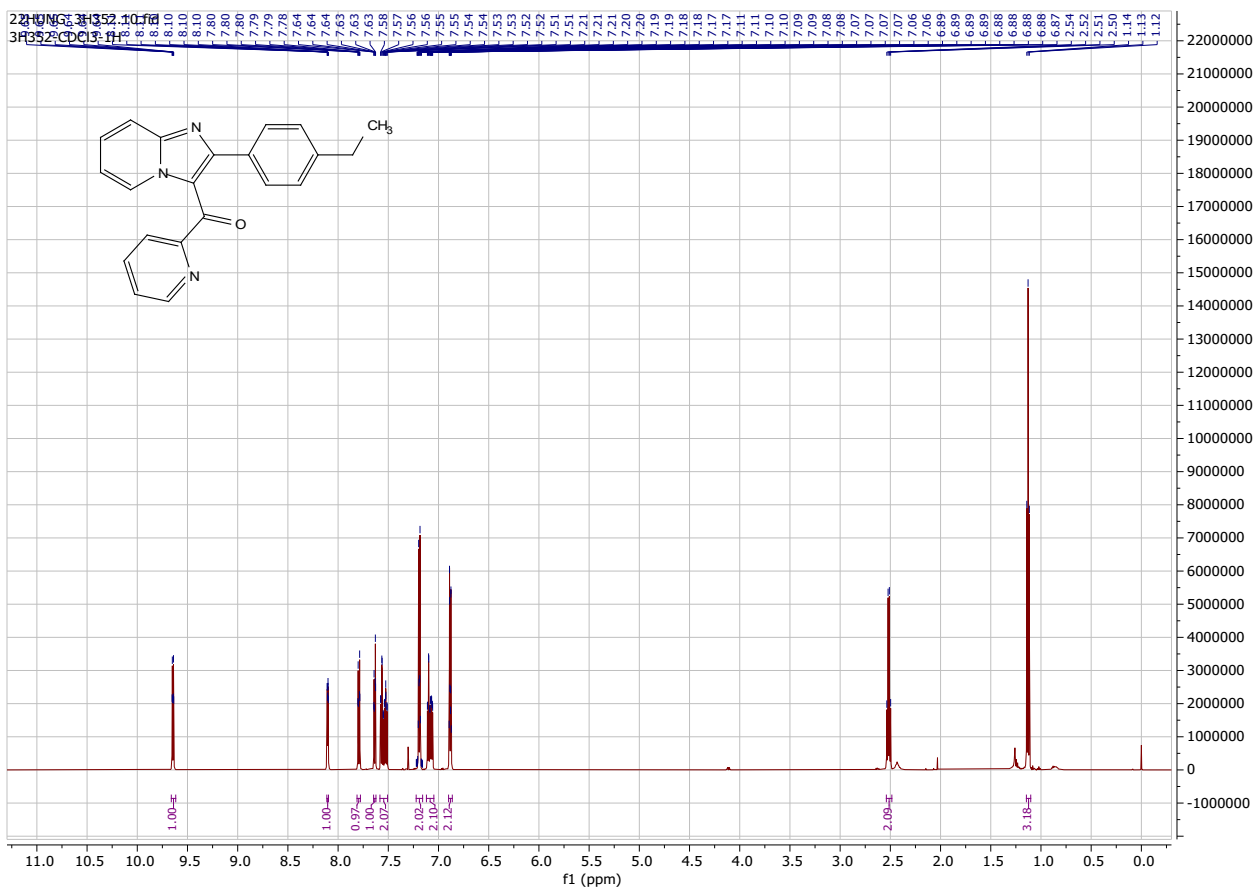


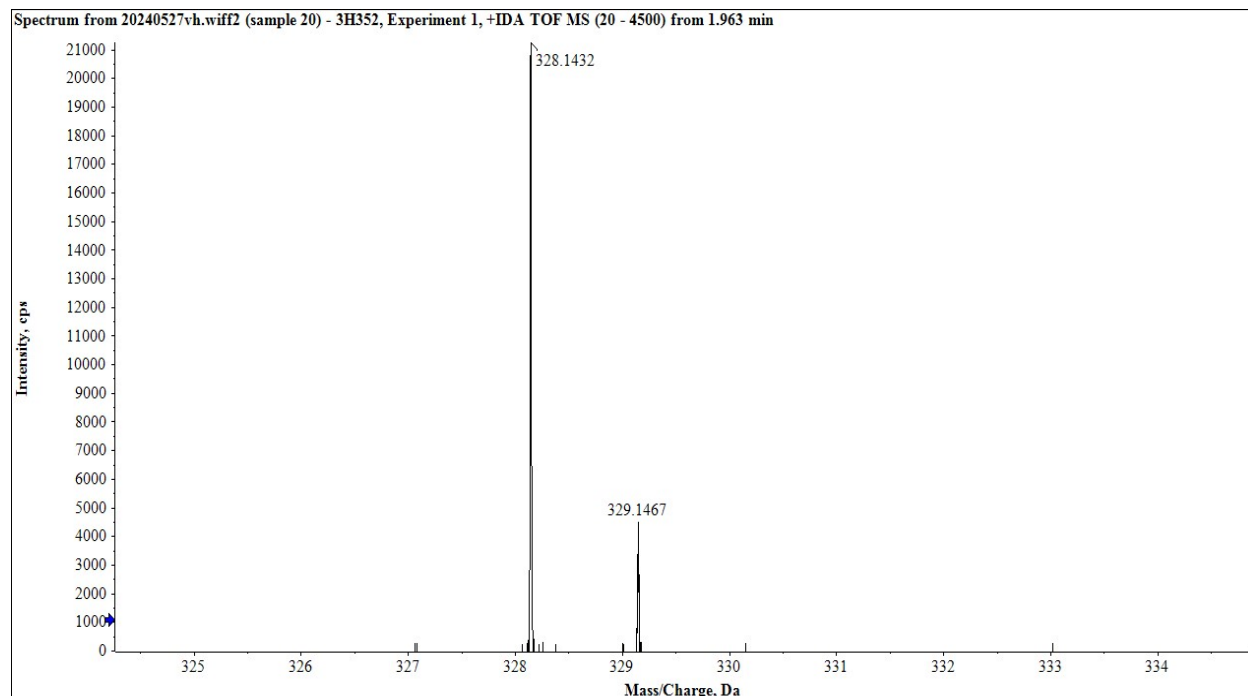
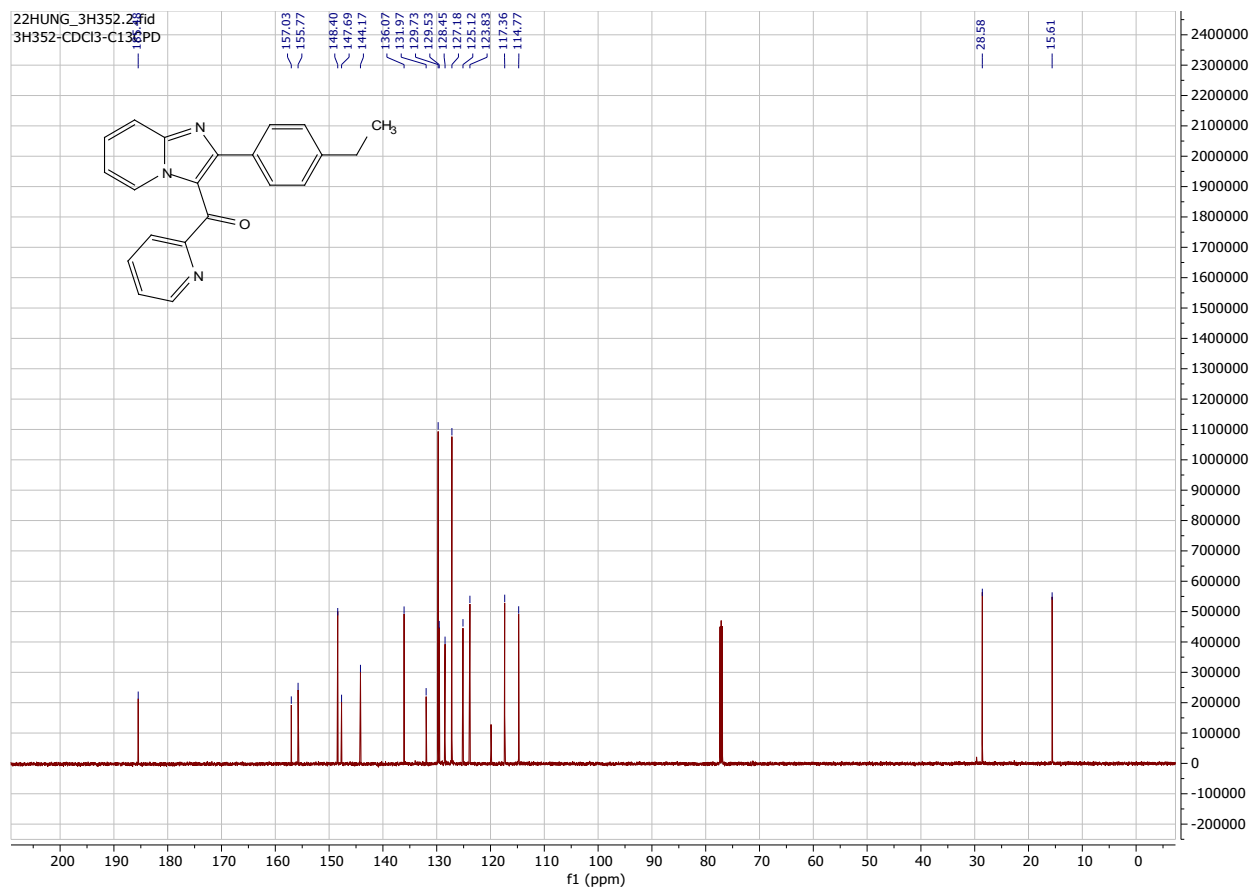
Pyridin-2-yl(2-(p-tolyl)imidazo[1,2-a]pyridin-3-yl)methanone 3b



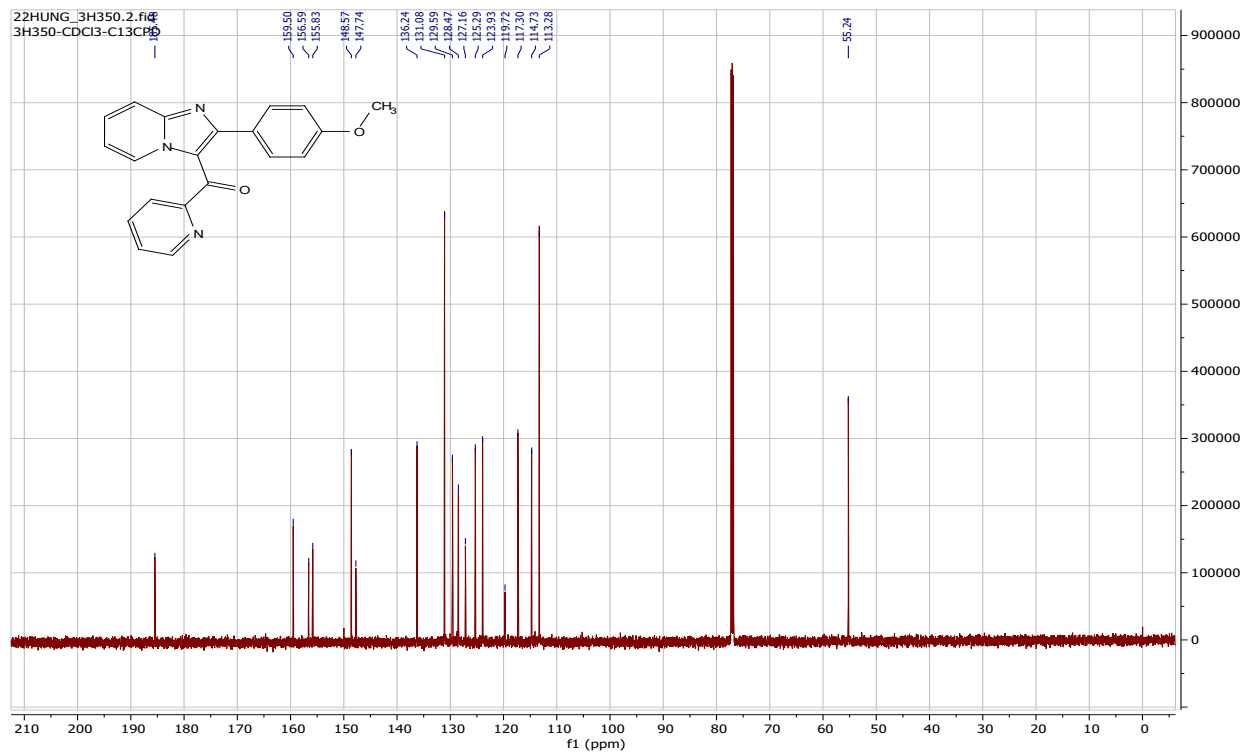
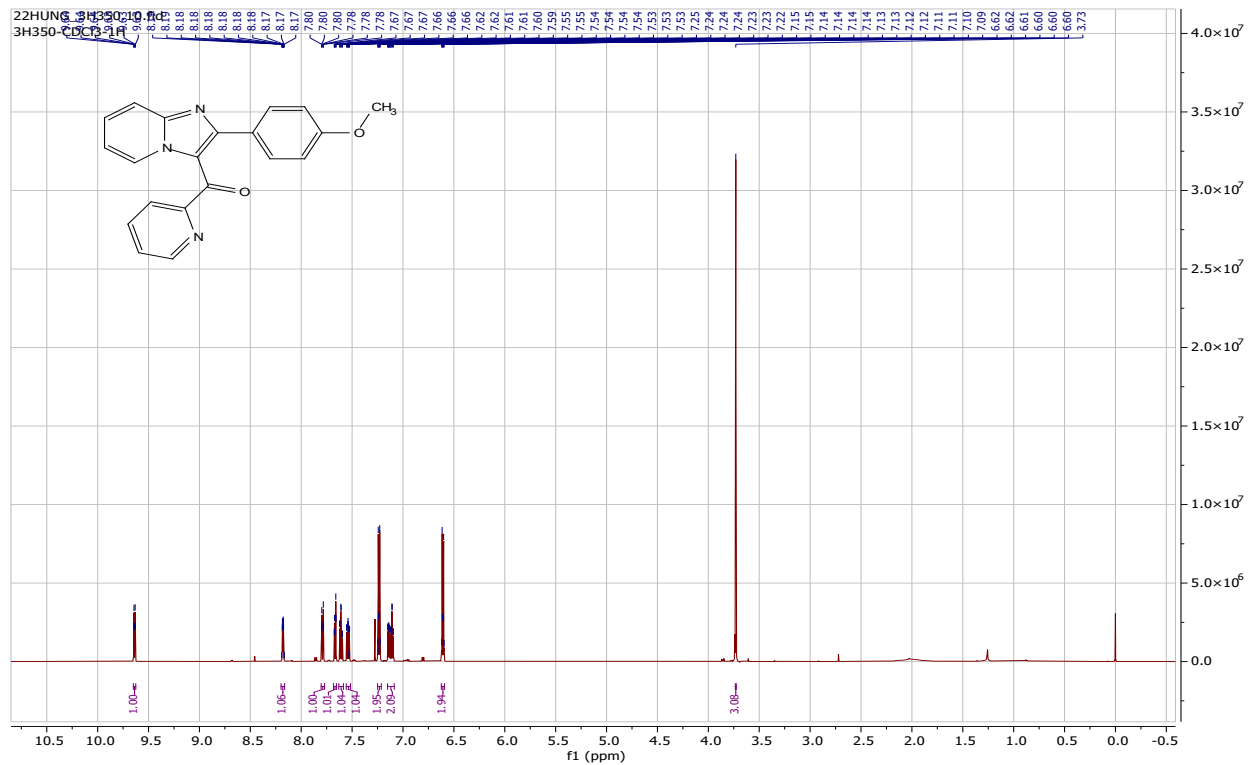


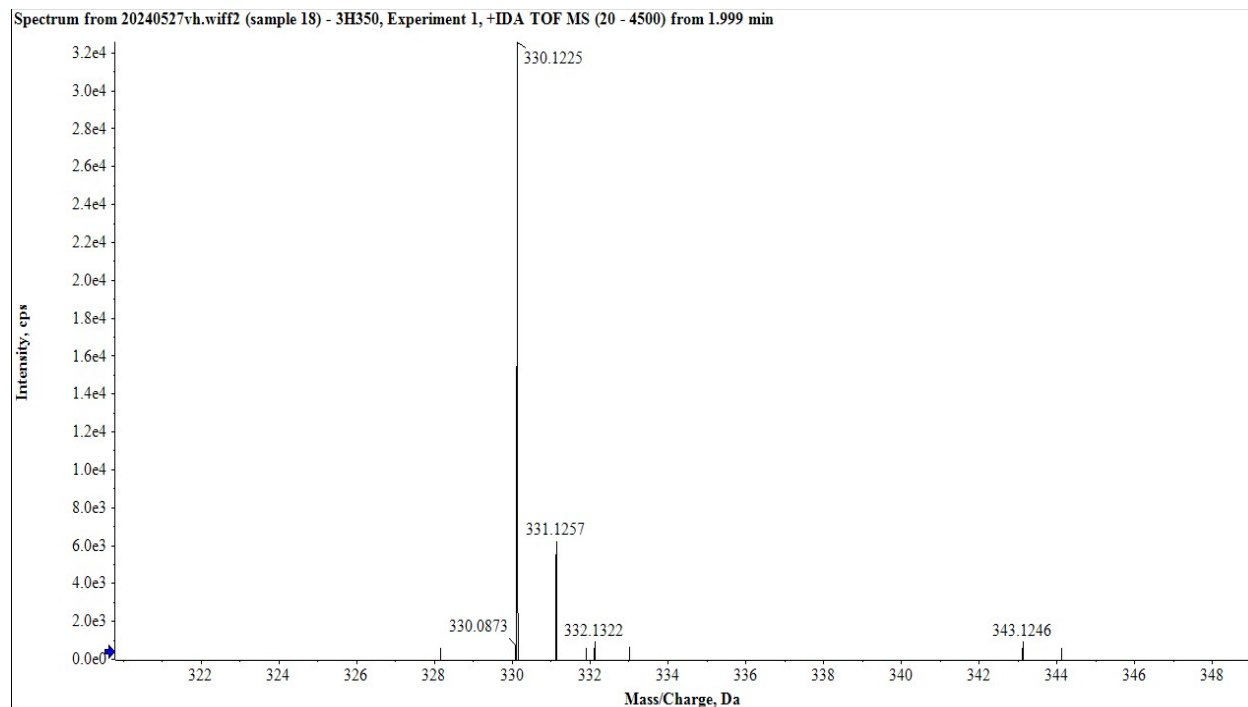
(2-(4-ethylphenyl)imidazo[1,2-a]pyridin-3-yl)(pyridin-2-yl)methanone 3c



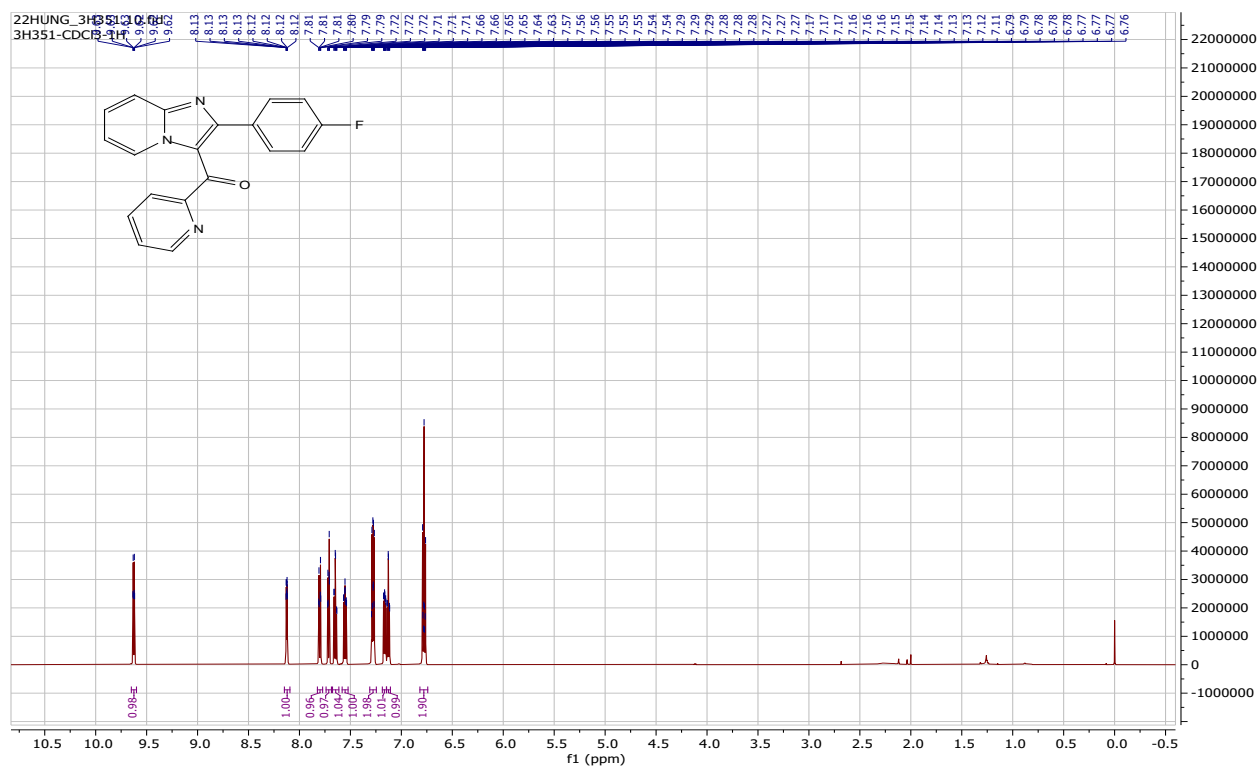


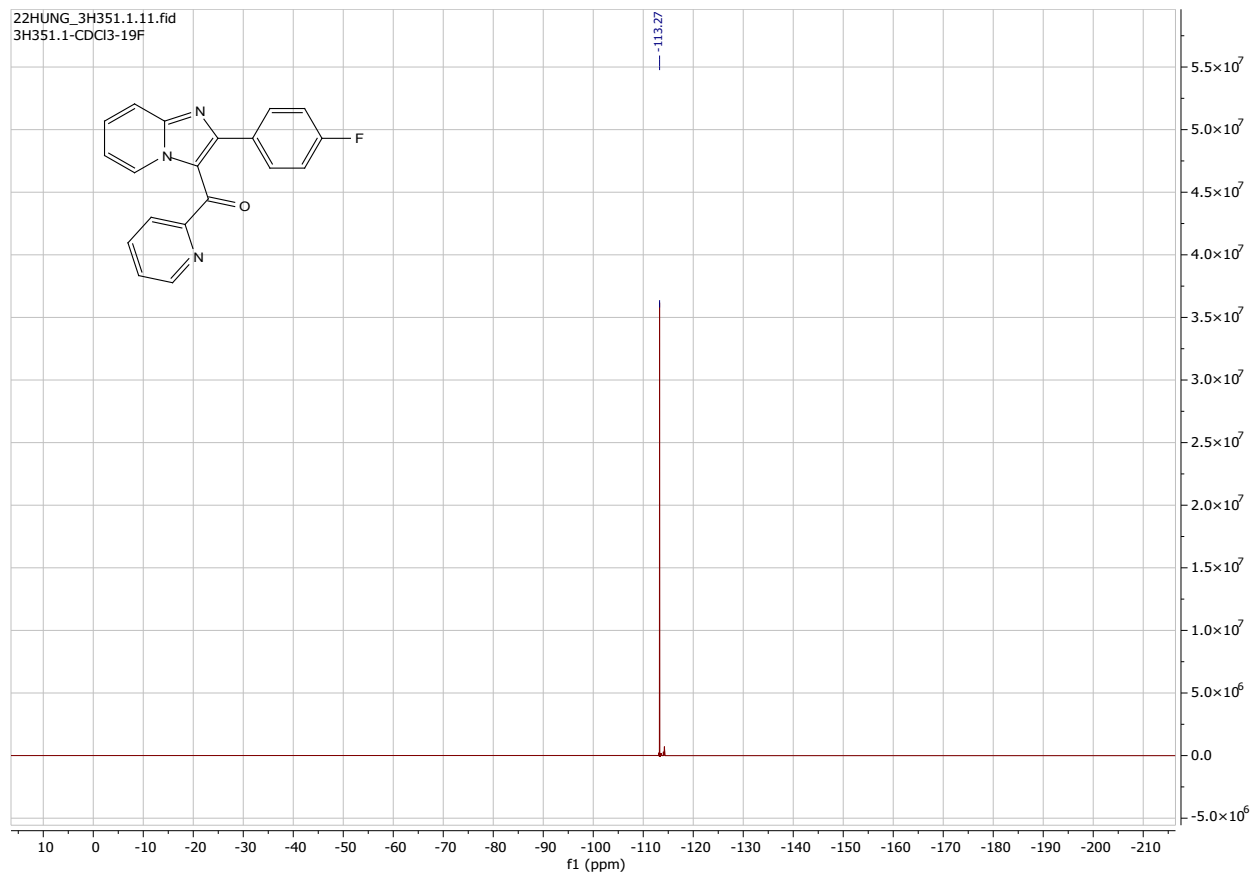
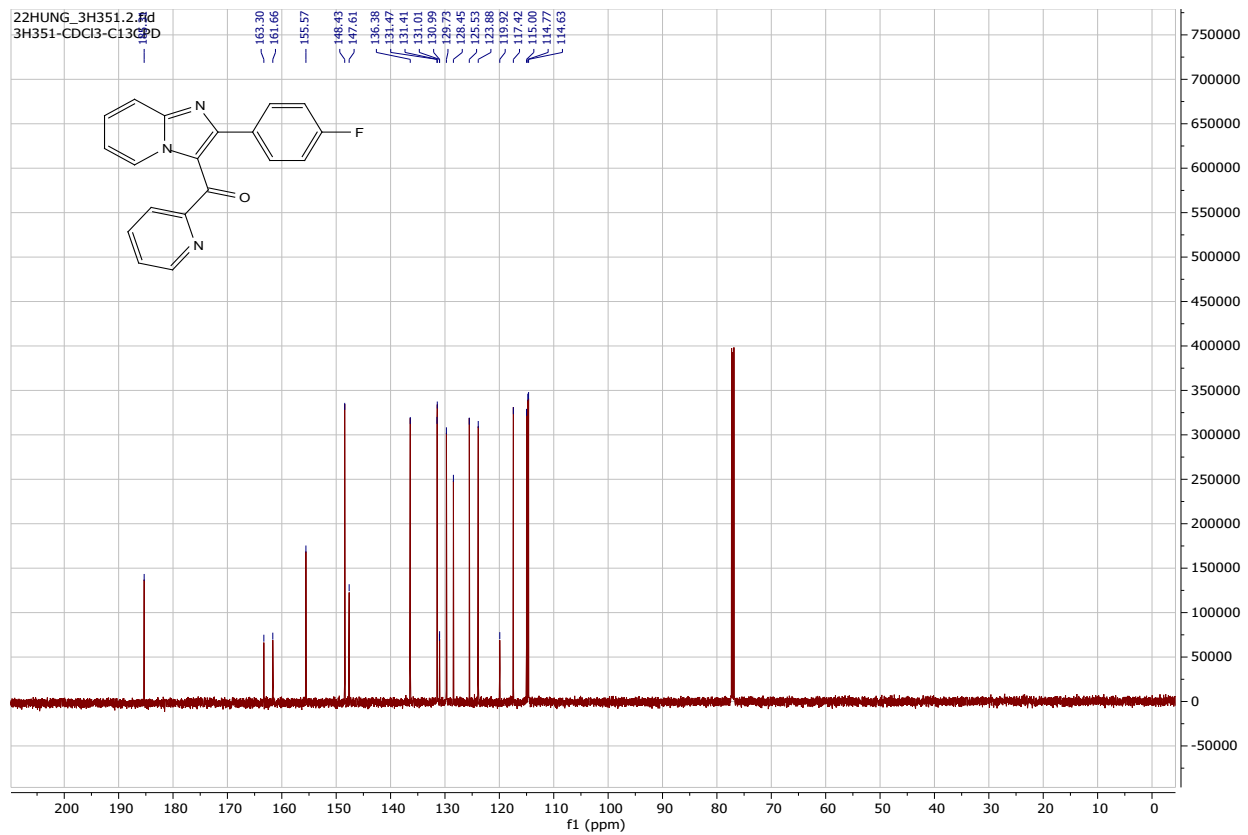
(2-(4-methoxyphenyl)imidazo[1,2-a]pyridin-3-yl)(pyridin-2-yl)methanone 3d

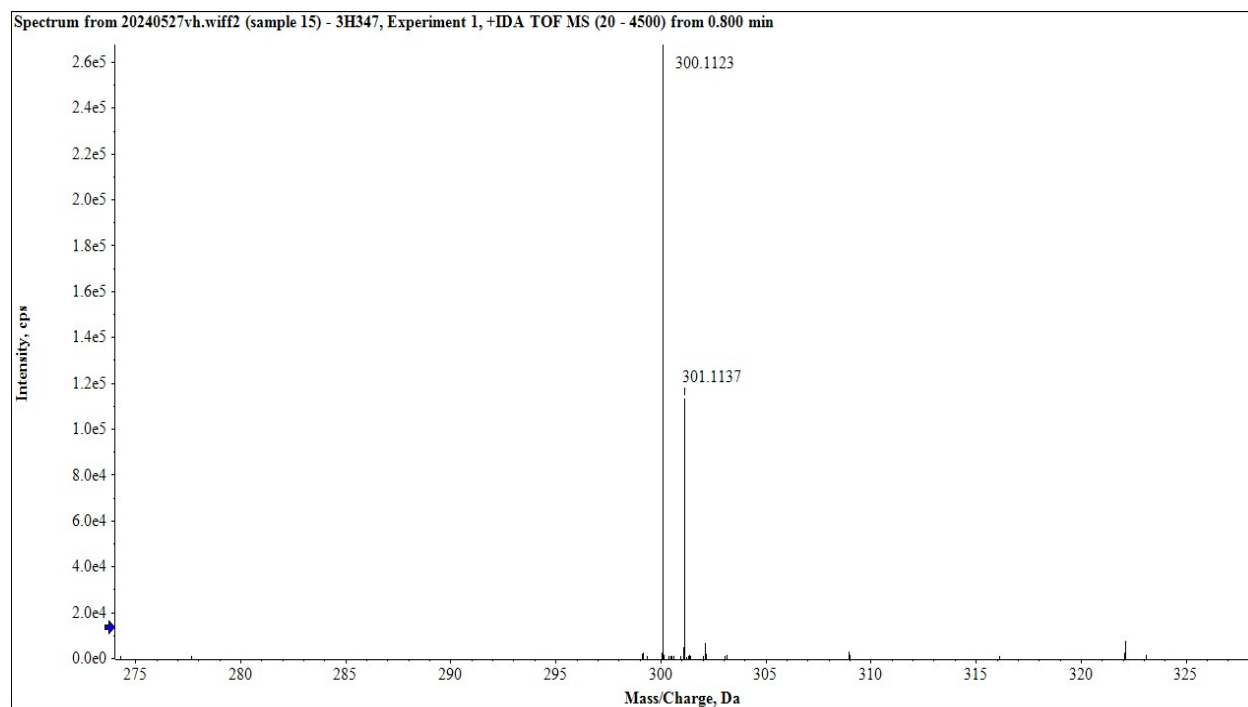
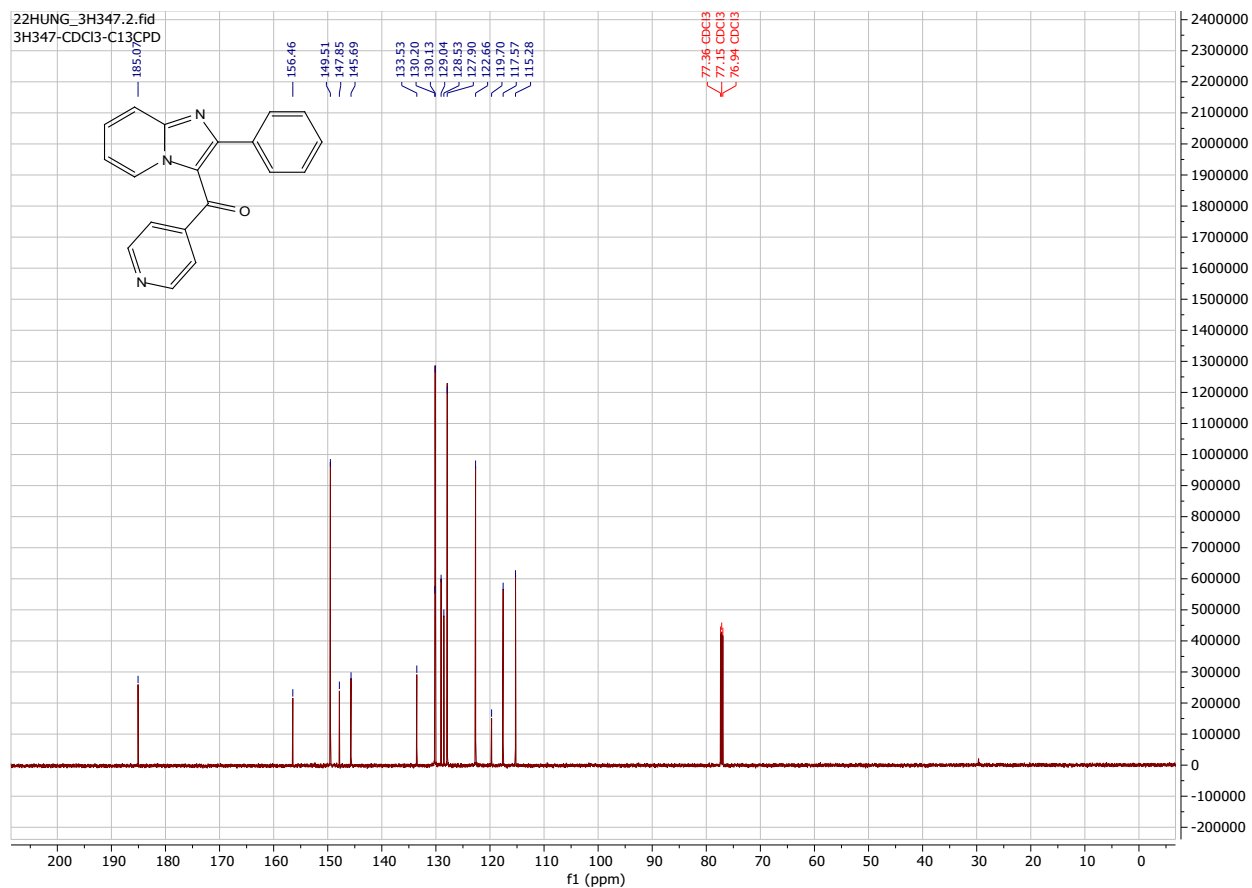




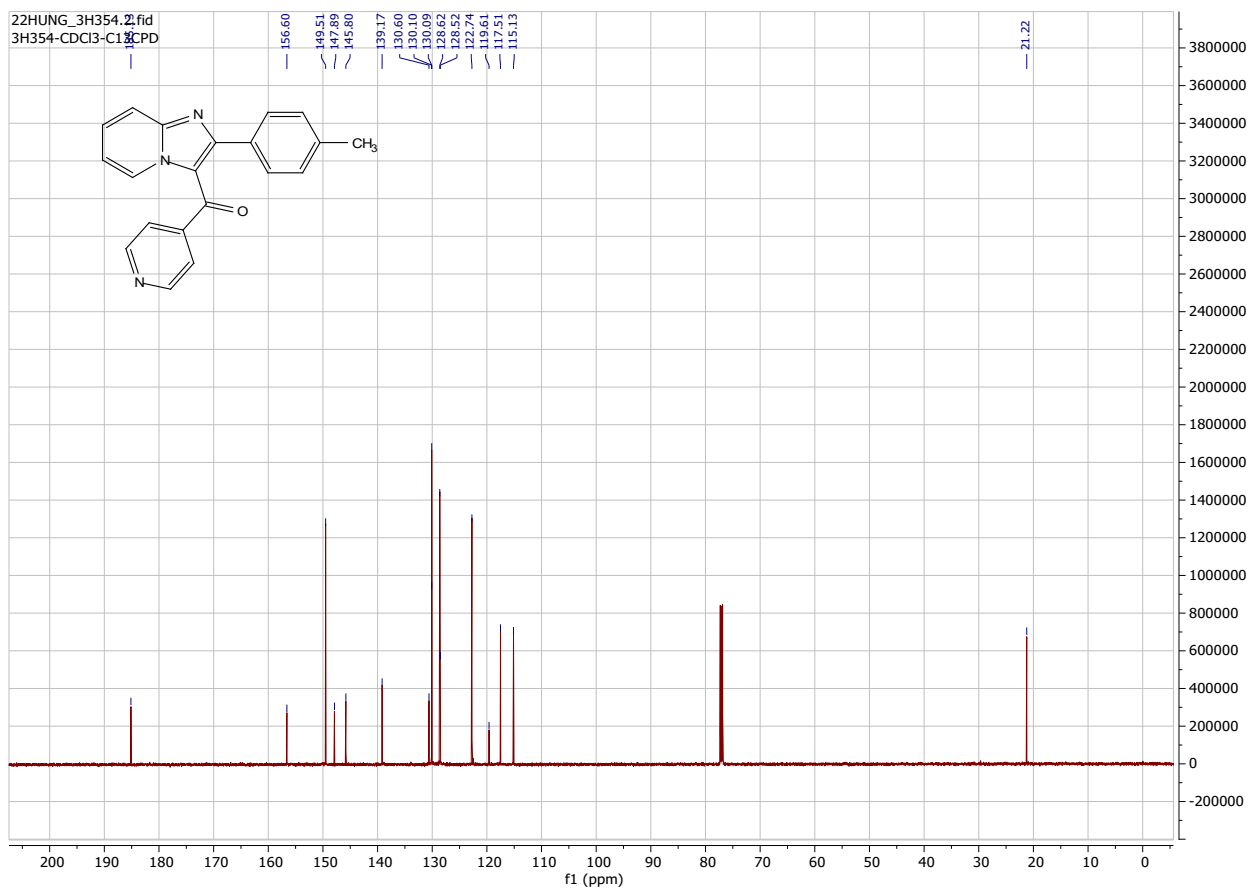
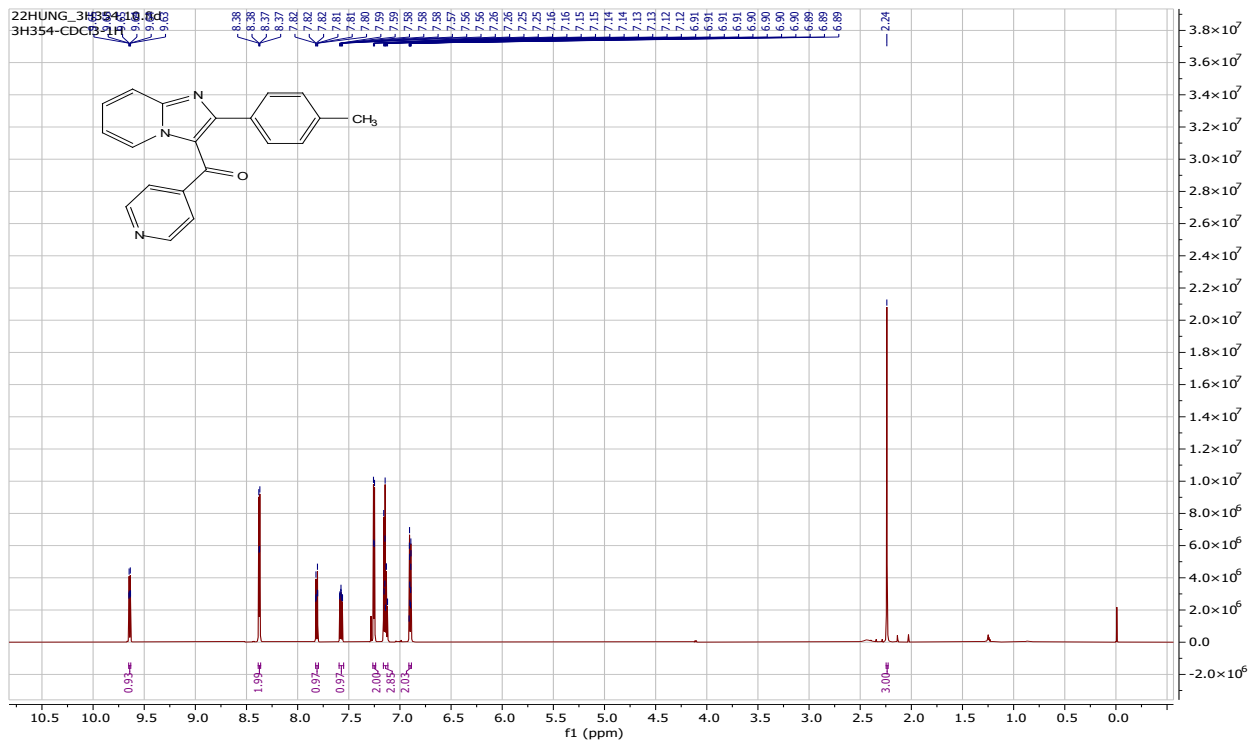
(2-(4-fluorophenyl)imidazo[1,2-a]pyridin-3-yl)(pyridin-2-yl)methanone 3e

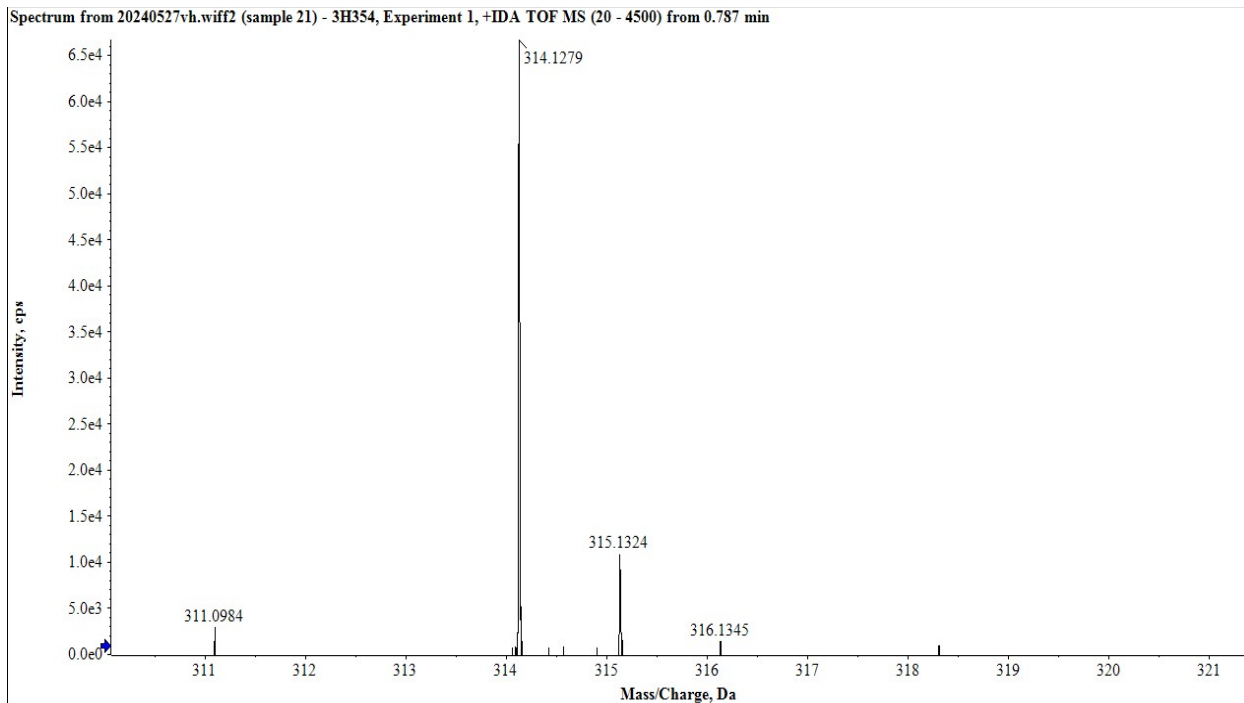




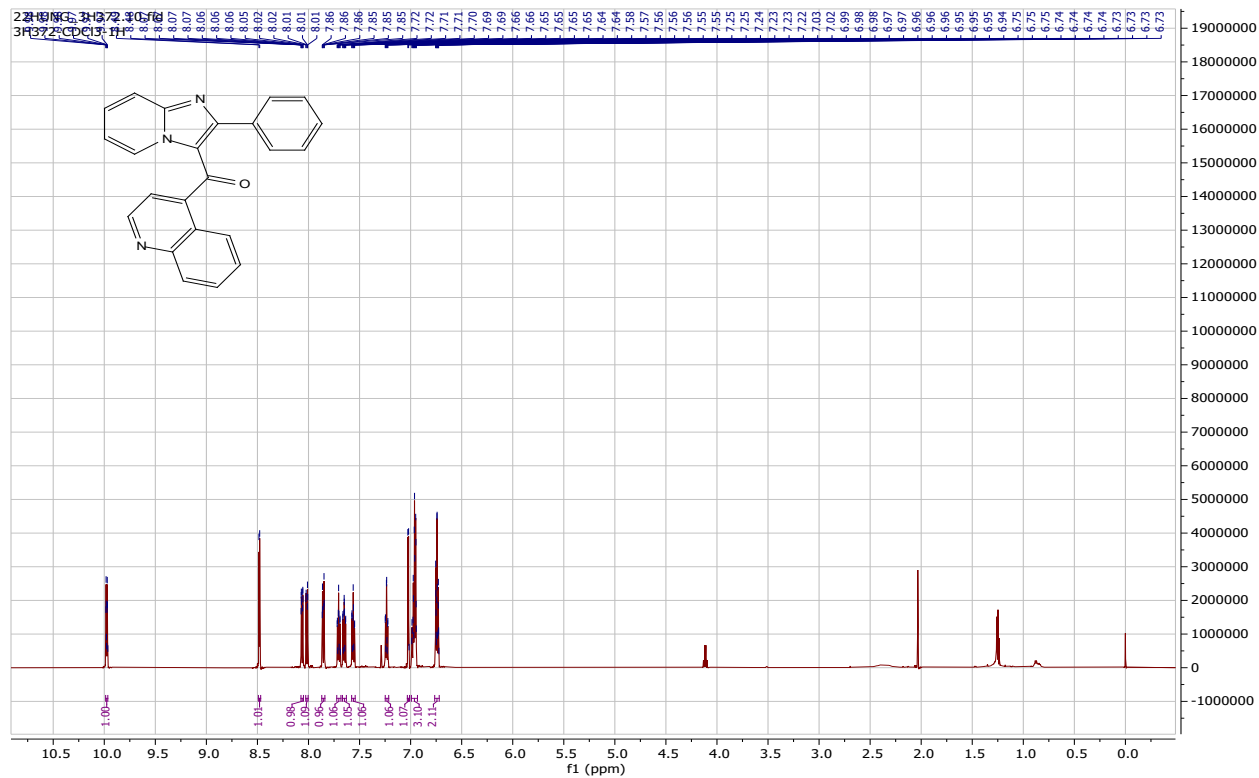


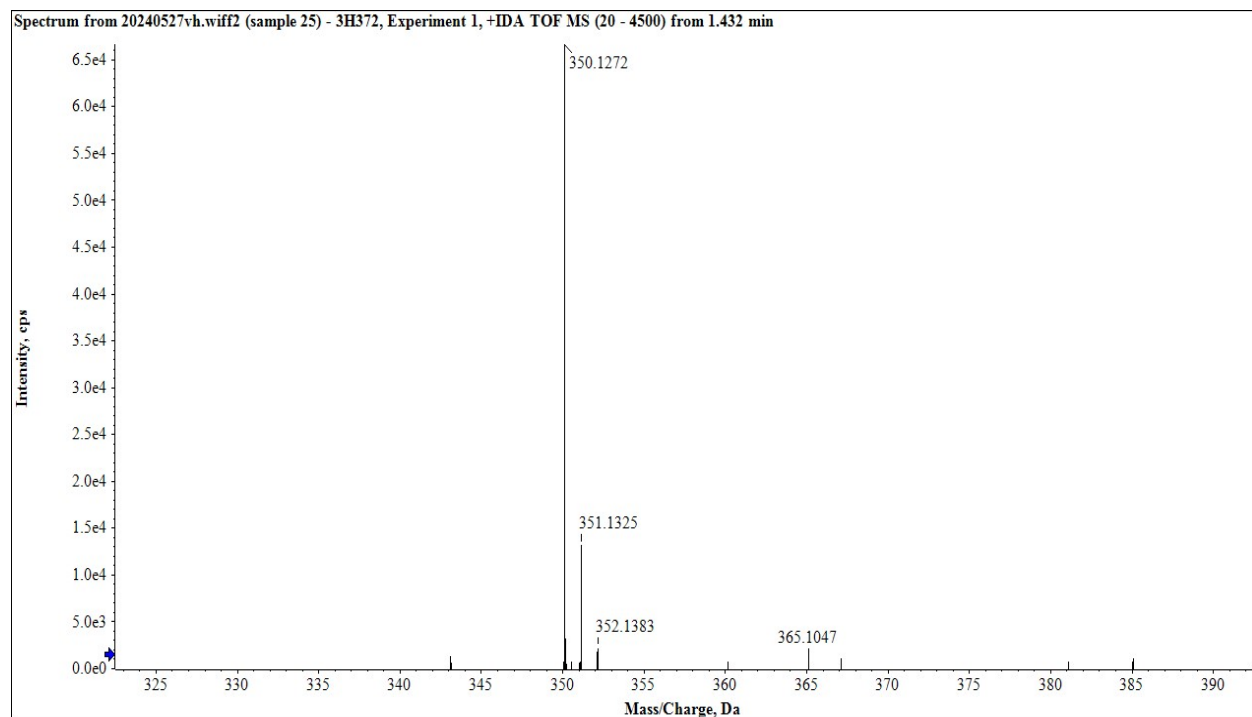
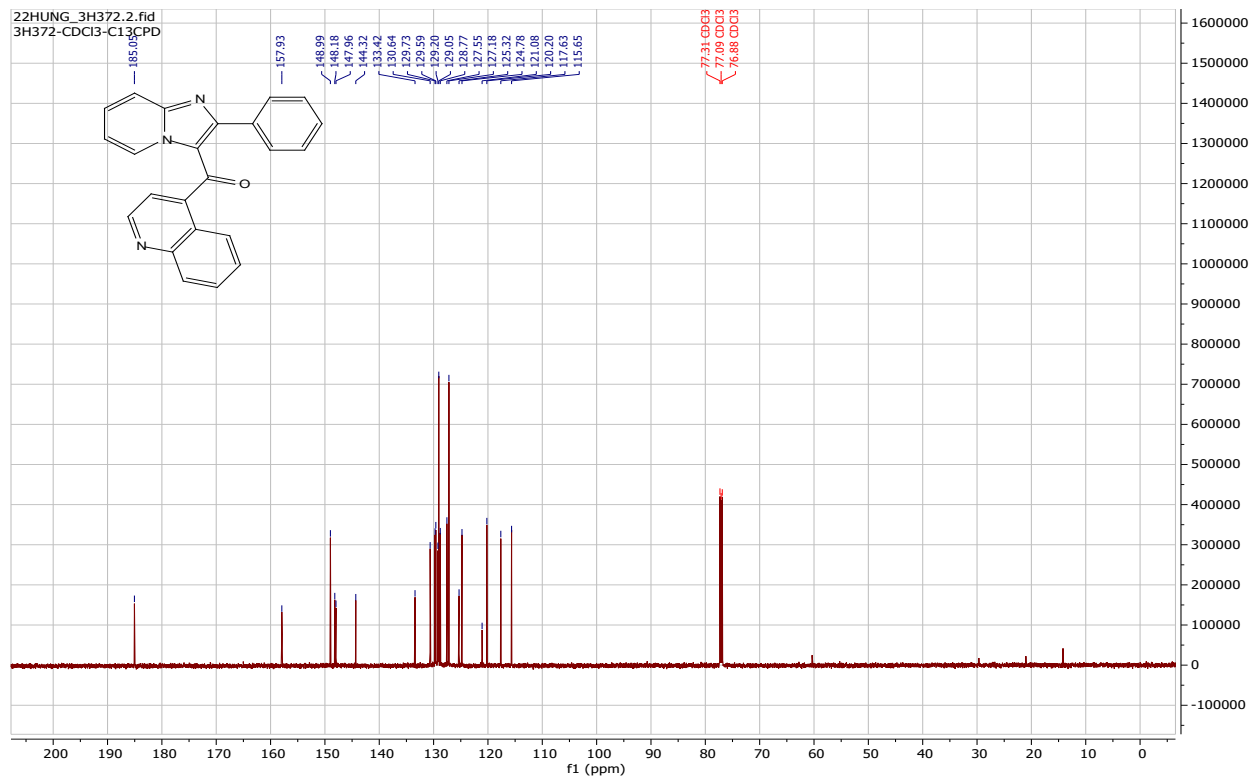
pyridin-4-yl(2-(p-tolyl)imidazo[1,2-a]pyridin-3-yl)methanone 3h



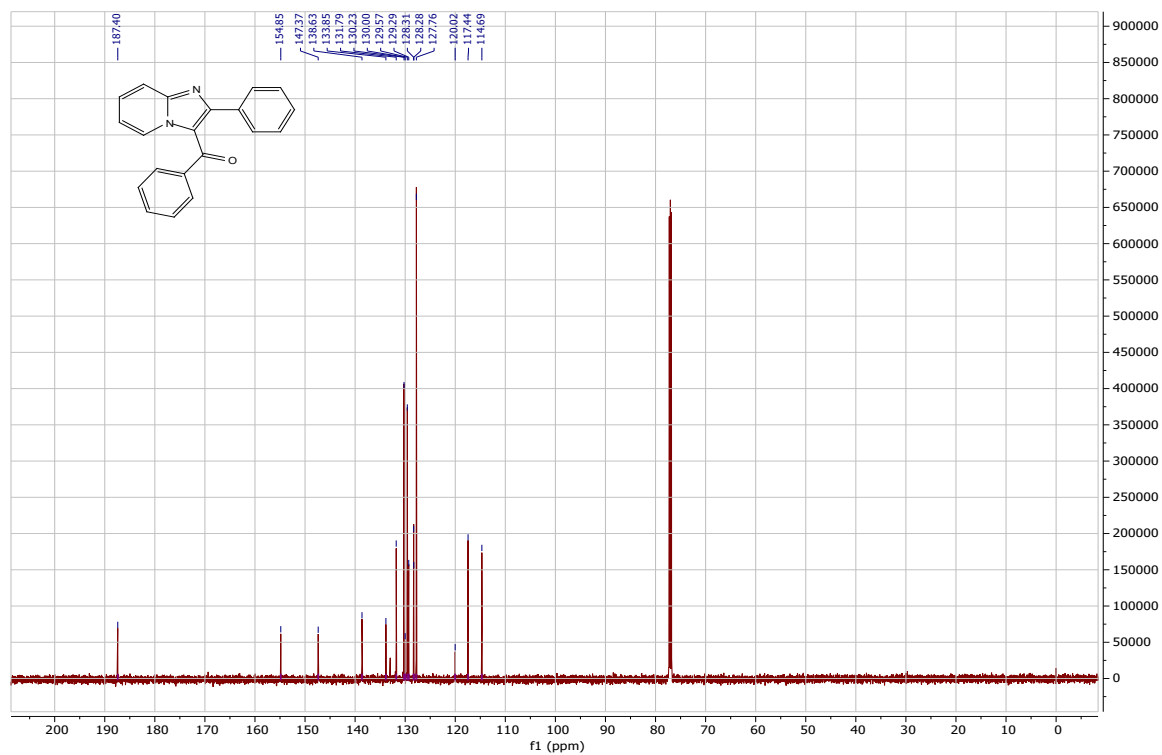
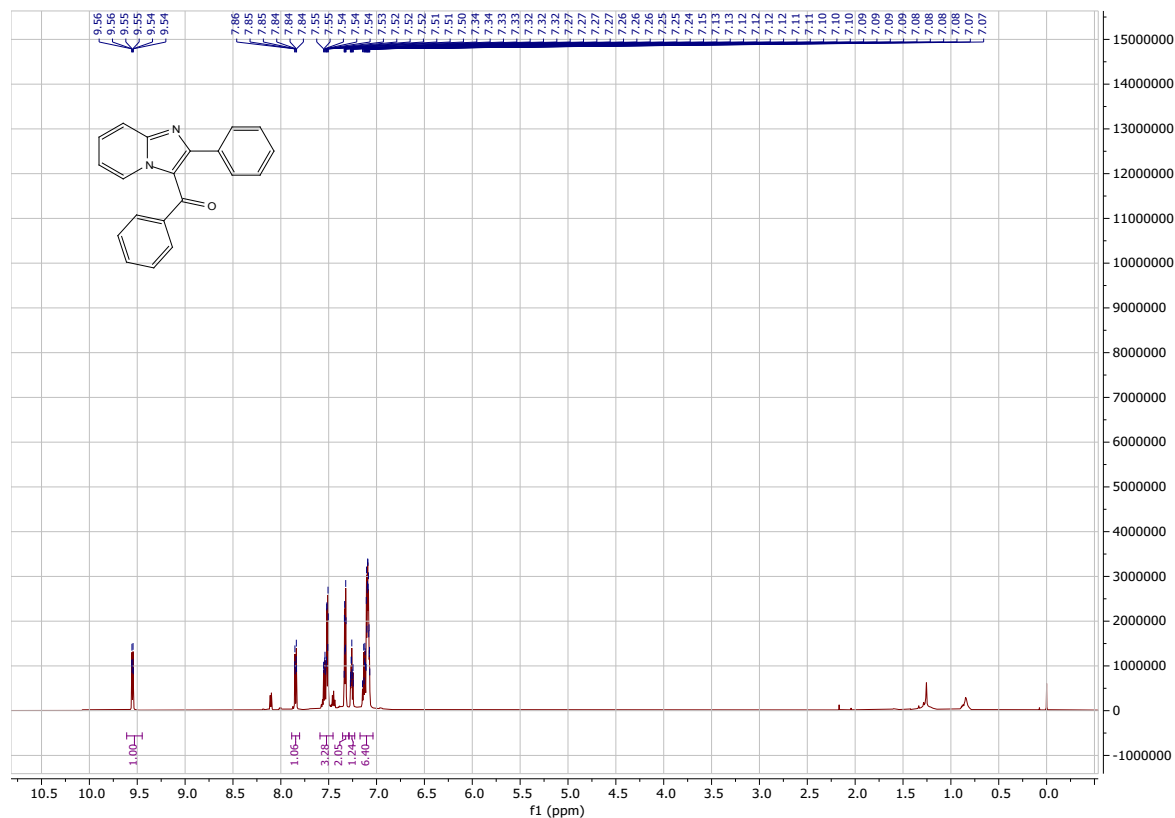


(2-phenylimidazo[1,2-a]pyridin-3-yl)(quinolin-4-yl)methanone 3i

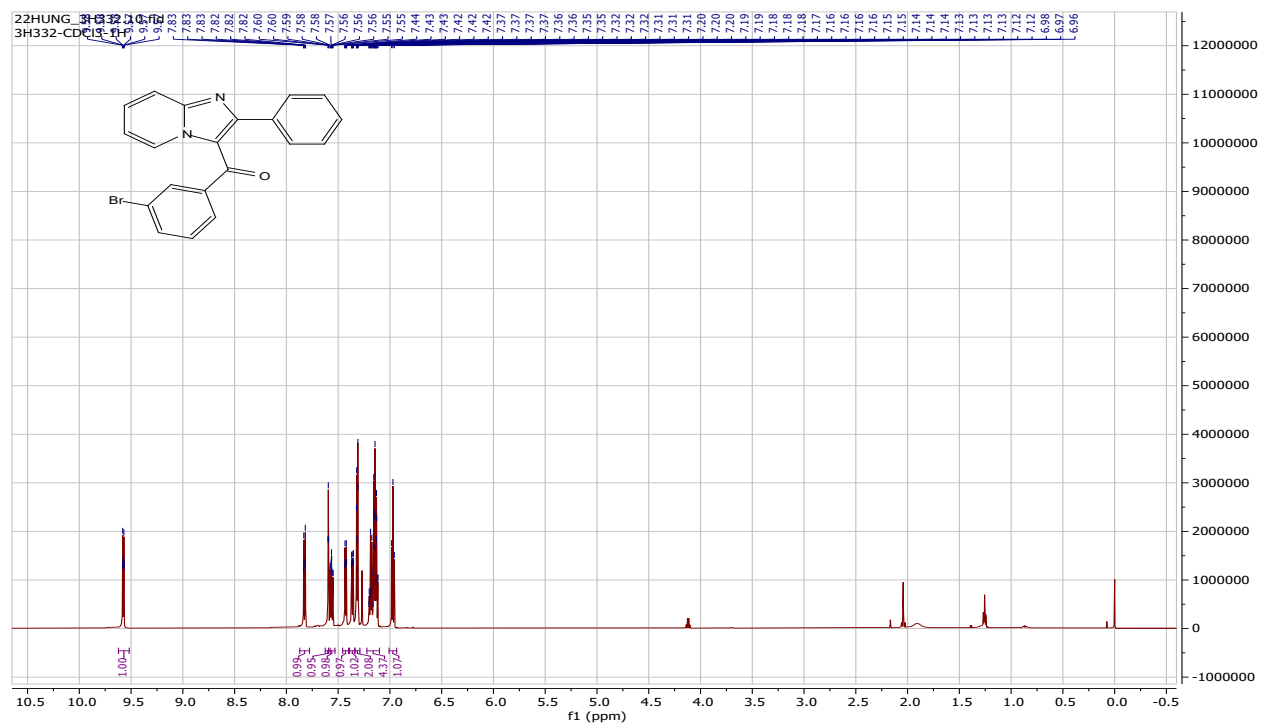


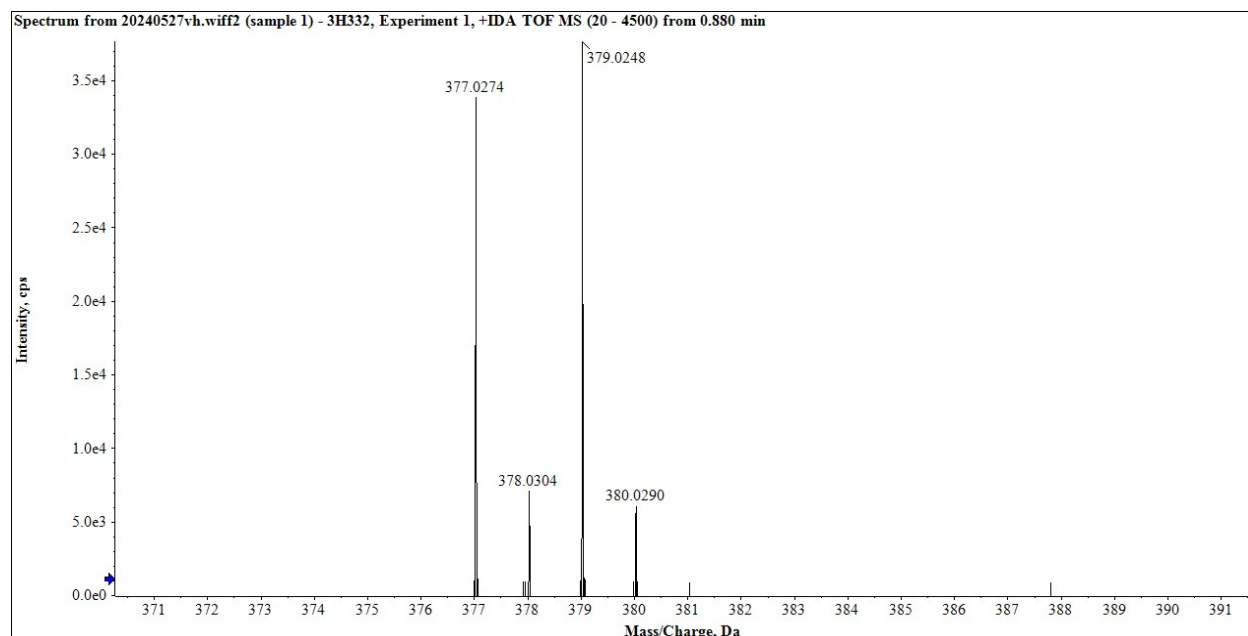
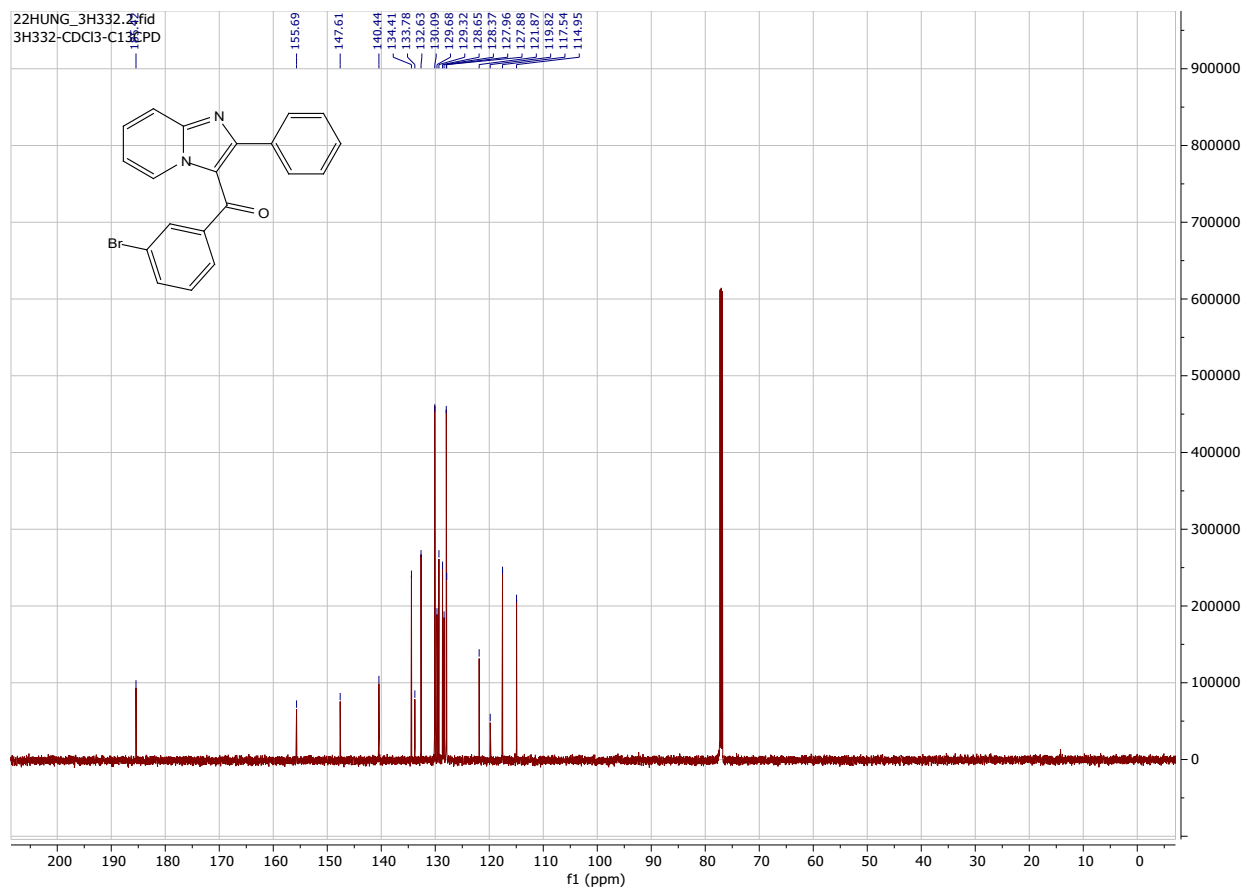


phenyl(2-phenylimidazo[1,2-a]pyridin-3-yl)methanone 3k

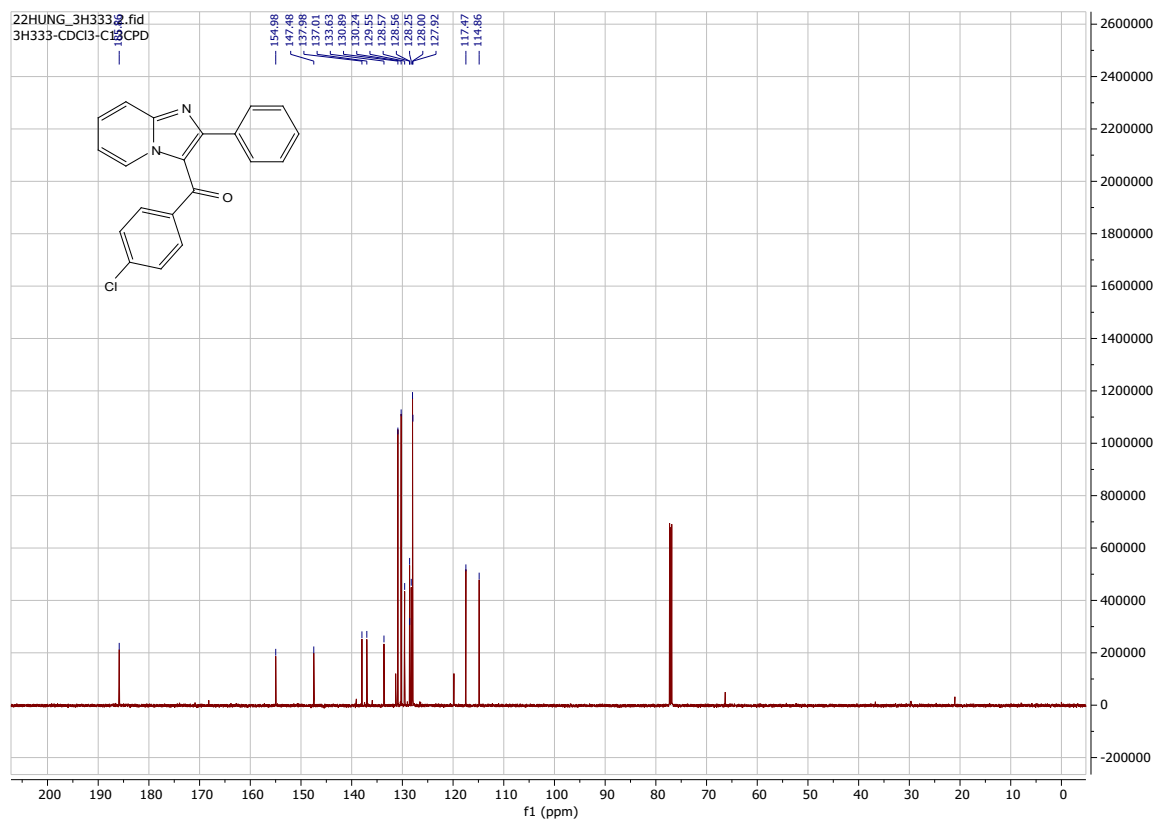
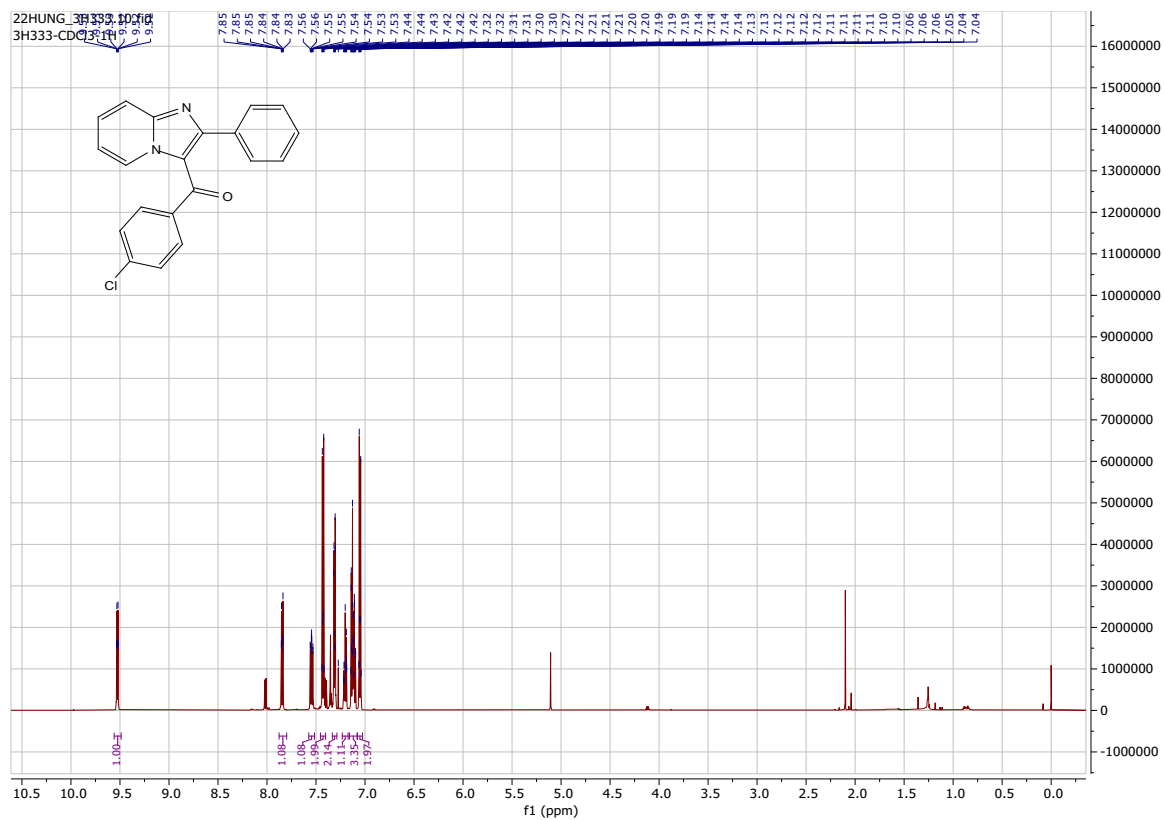


(3-bromophenyl)(2-phenylimidazo[1,2-a]pyridin-3-yl)methanone 3I

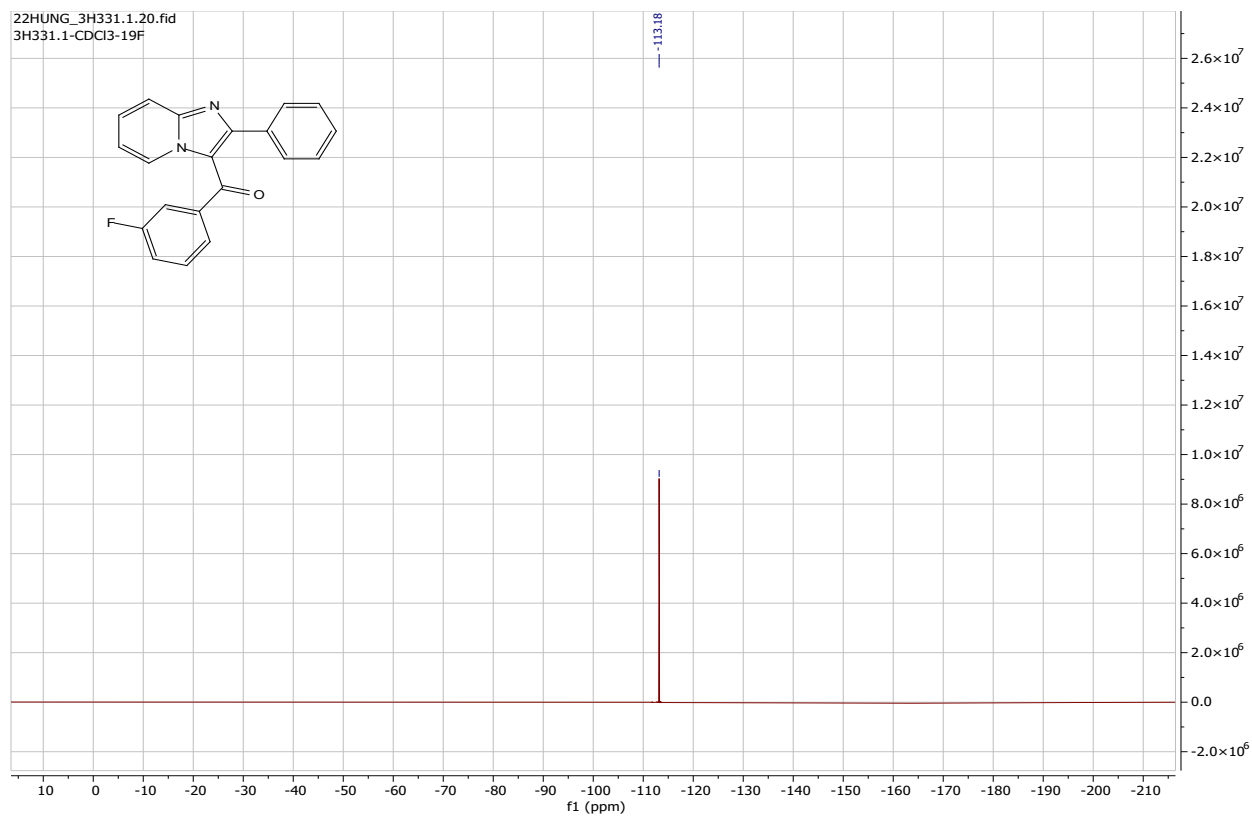




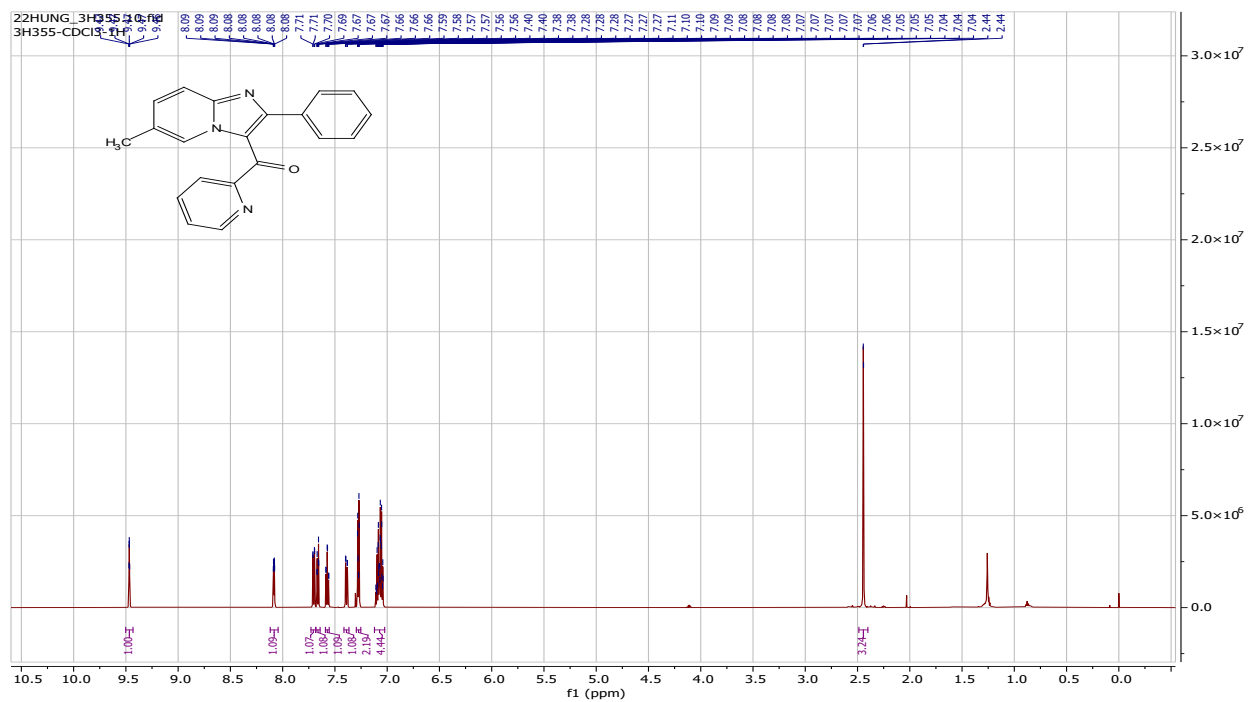
(4-chlorophenyl)(2-phenylimidazo[1,2-a]pyridin-3-yl)methanone 3m

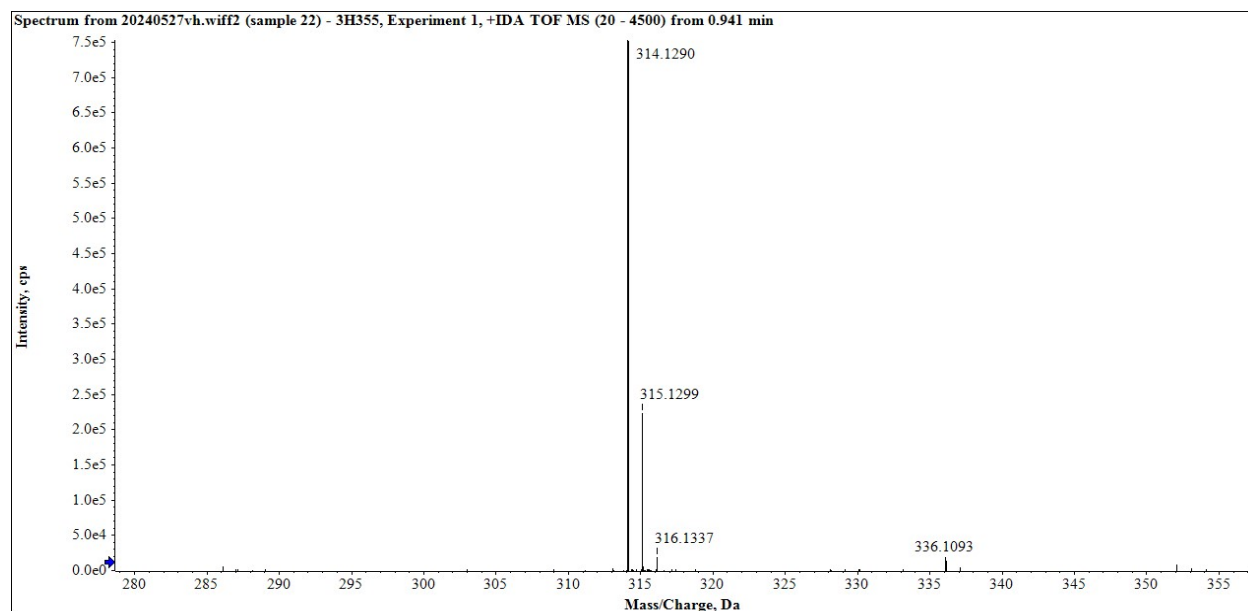
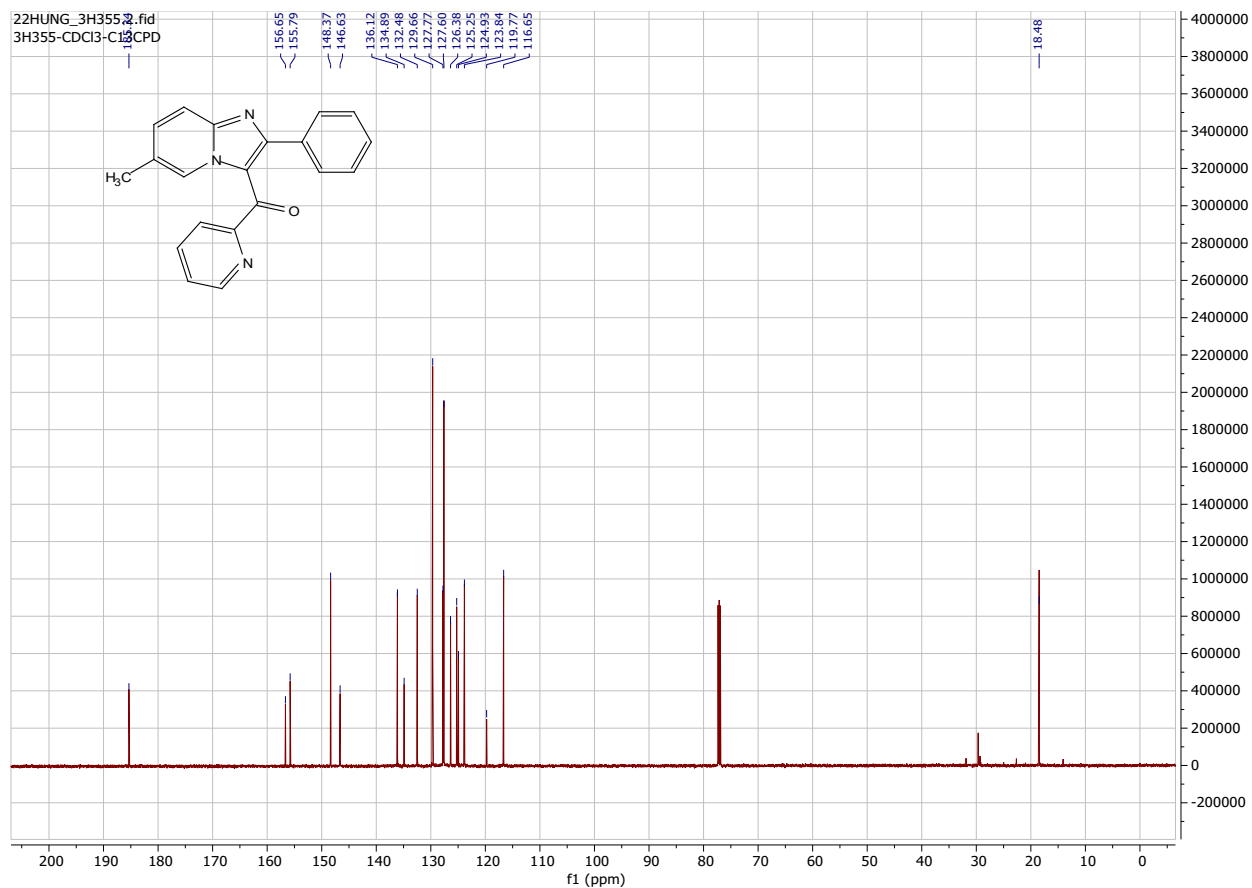


(3-fluorophenyl)(2-phenylimidazo[1,2-a]pyridin-3-yl)methanone 3n

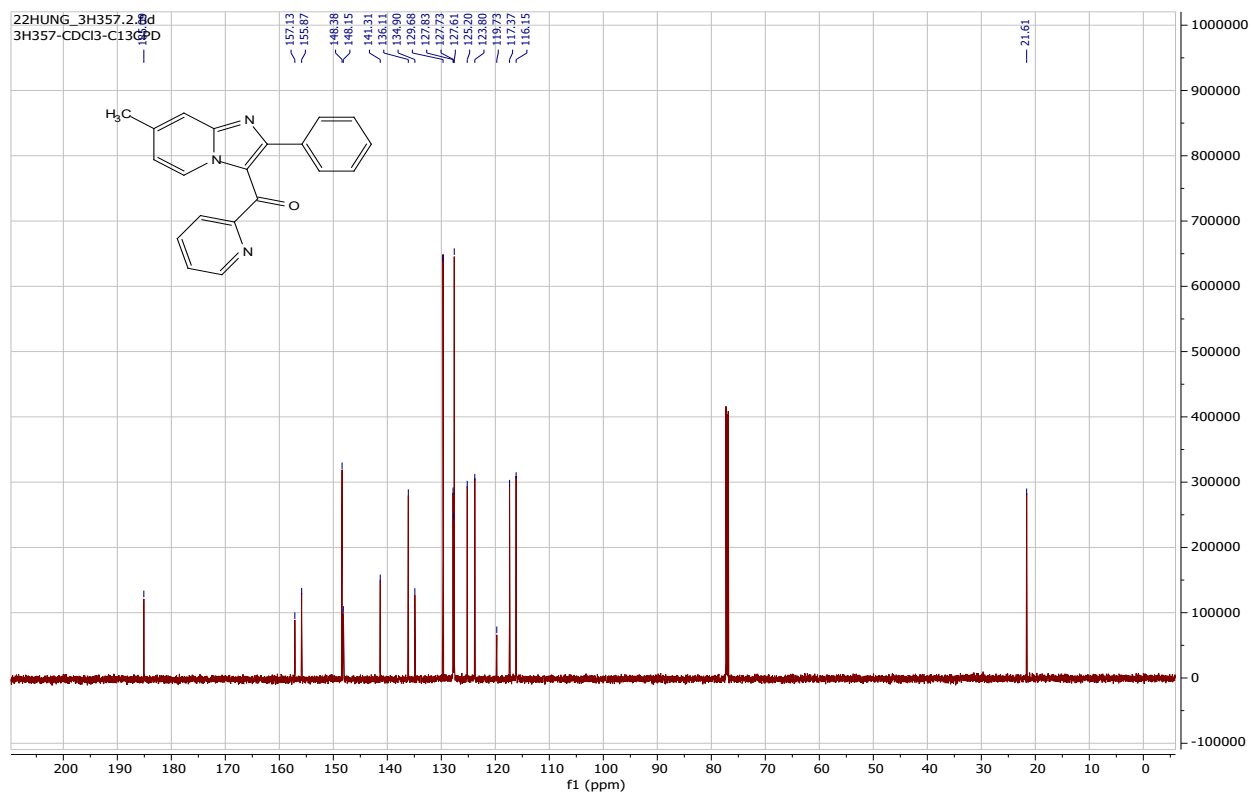
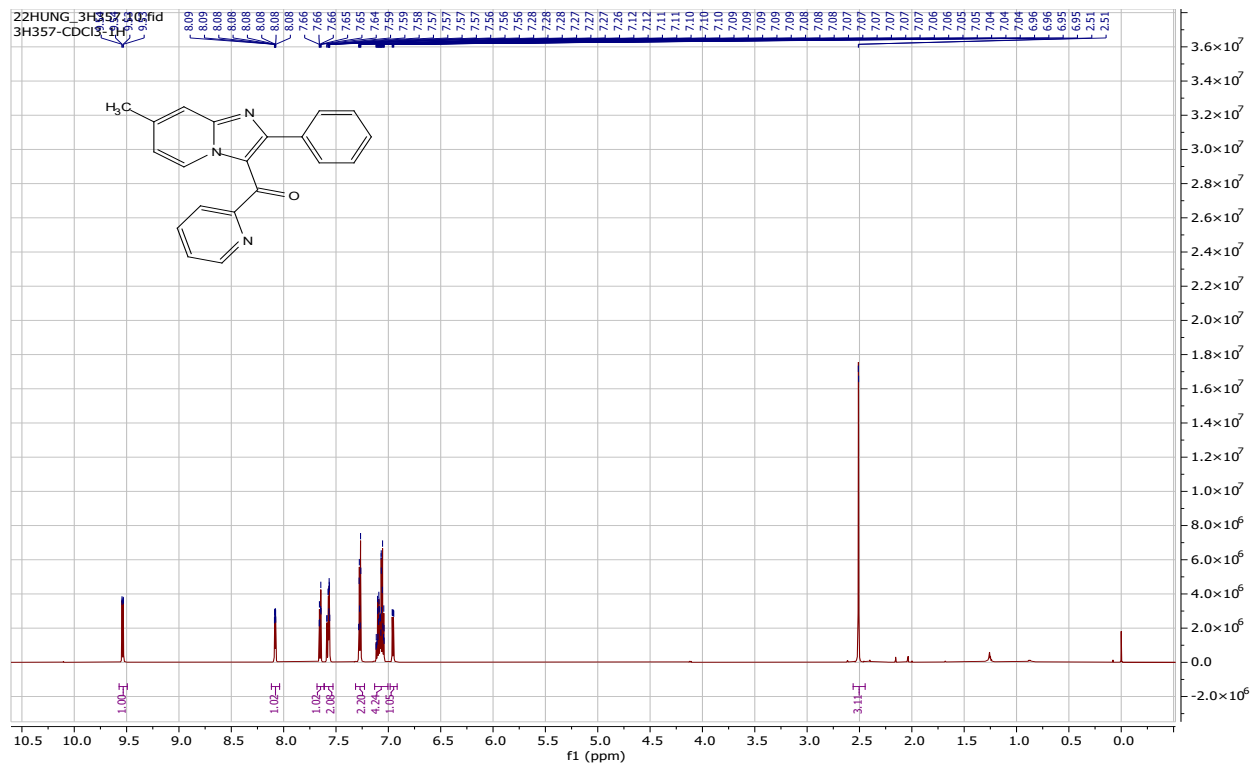


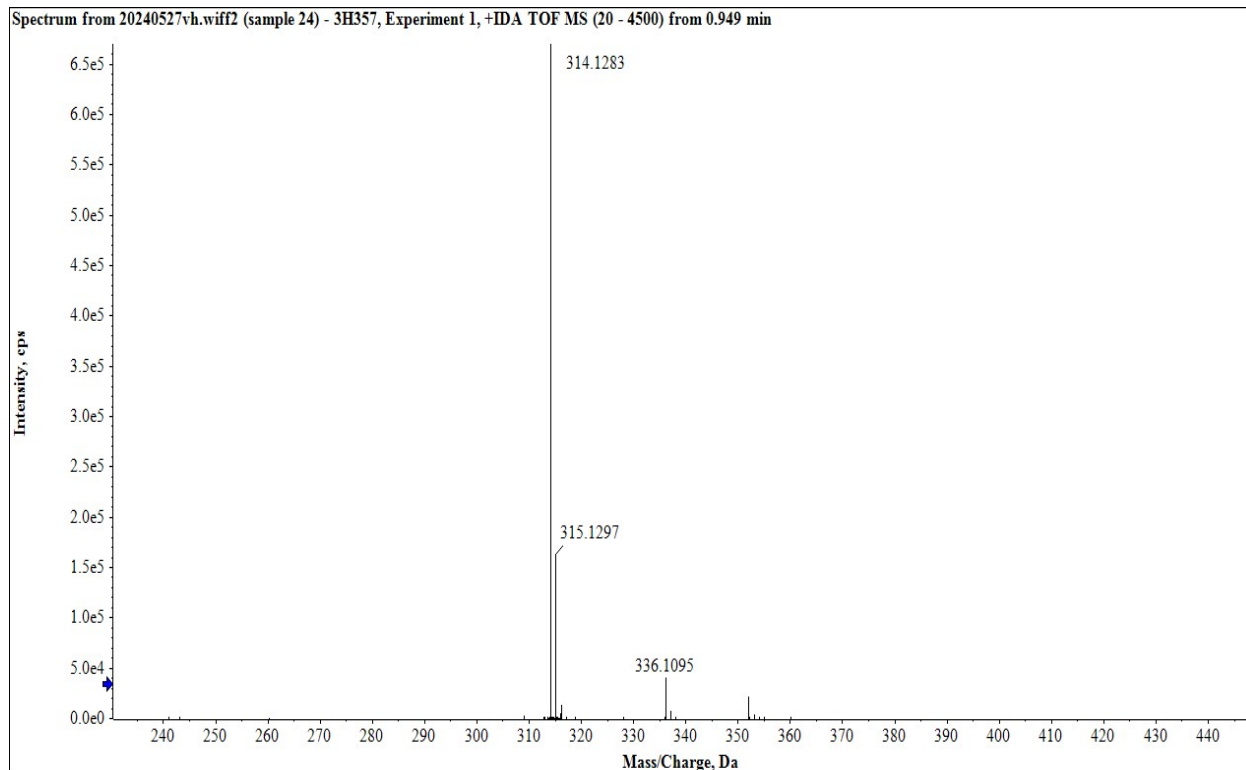
(6-methyl-2-phenylimidazo[1,2-a]pyridin-3-yl)(pyridin-2-yl)methanone 3o



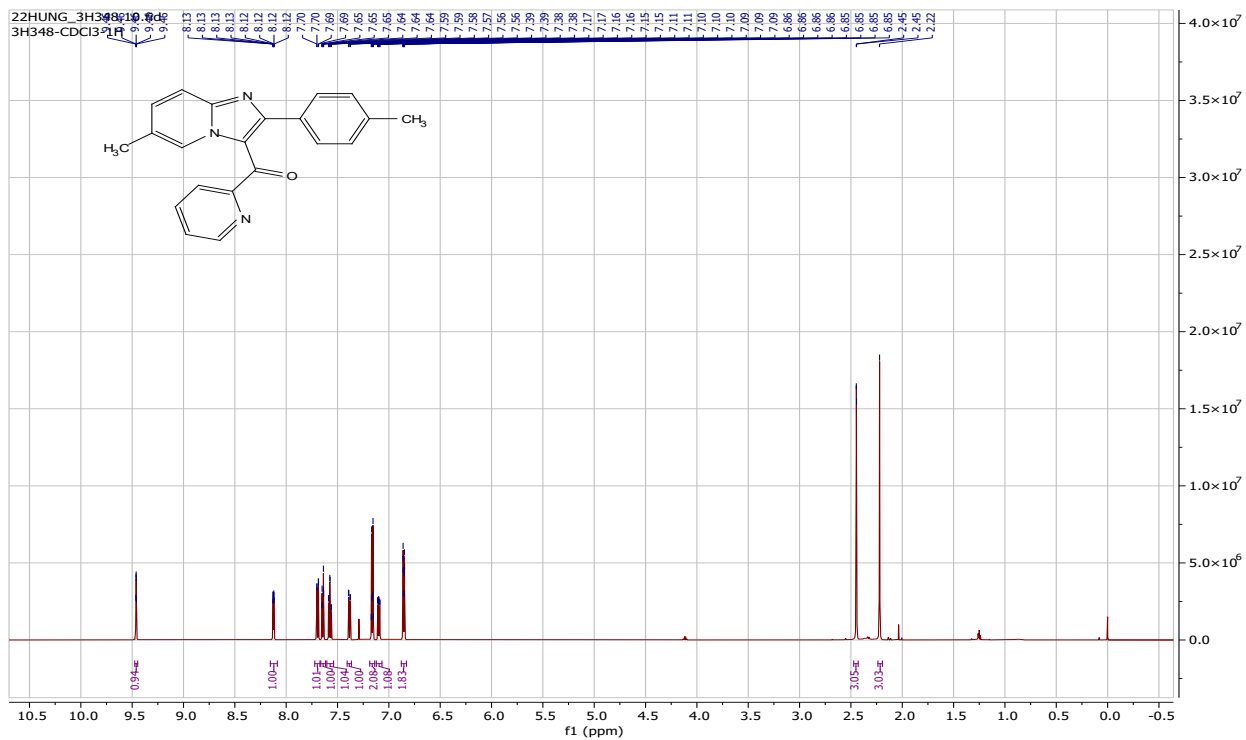


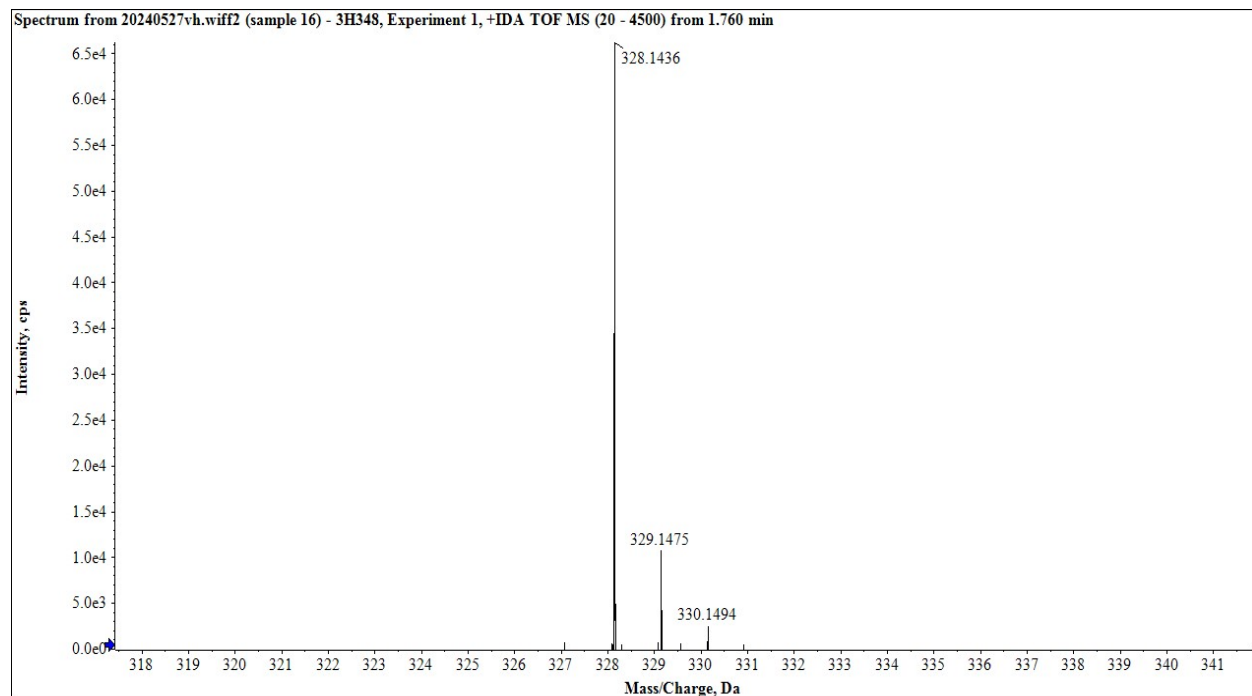
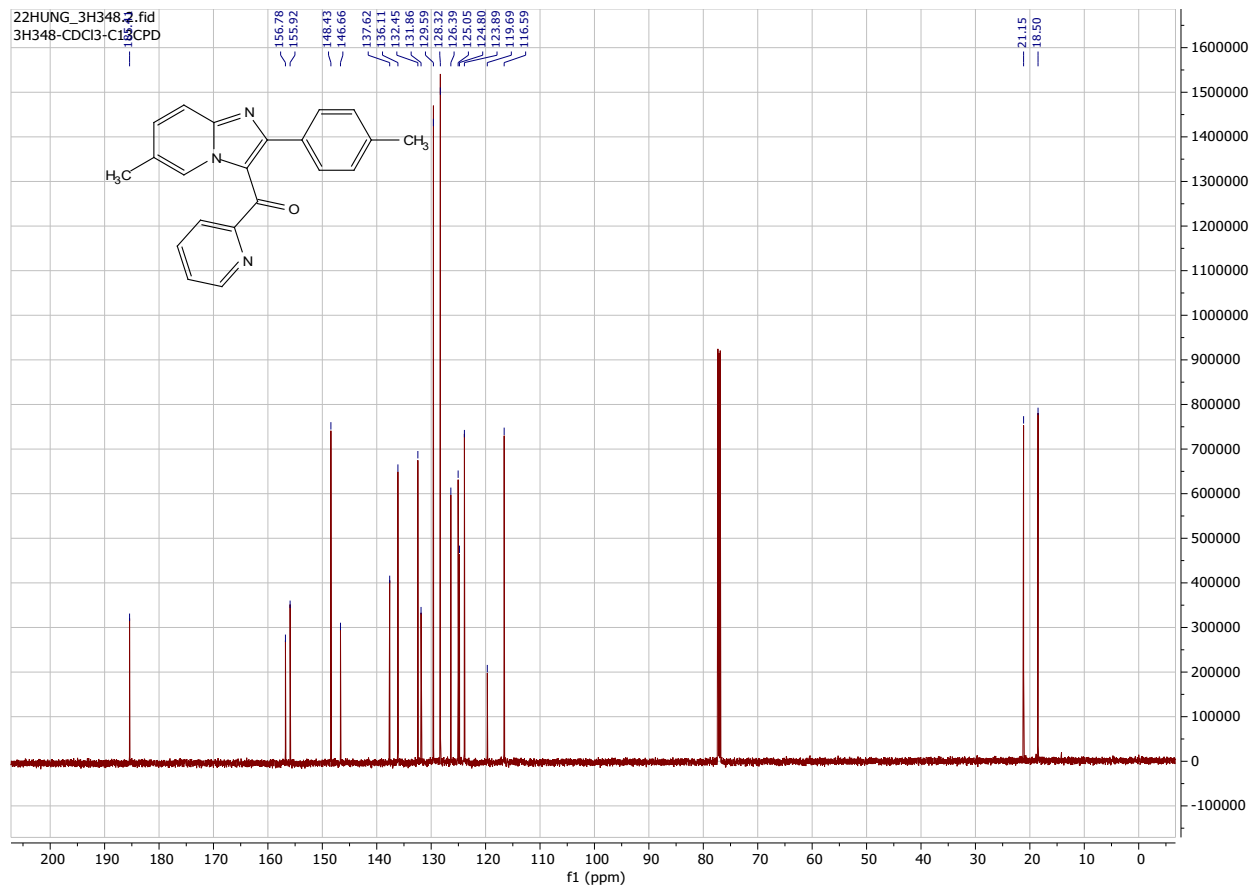
(7-methyl-2-phenylimidazo[1,2-a]pyridin-3-yl)(pyridin-2-yl)methanone 3p



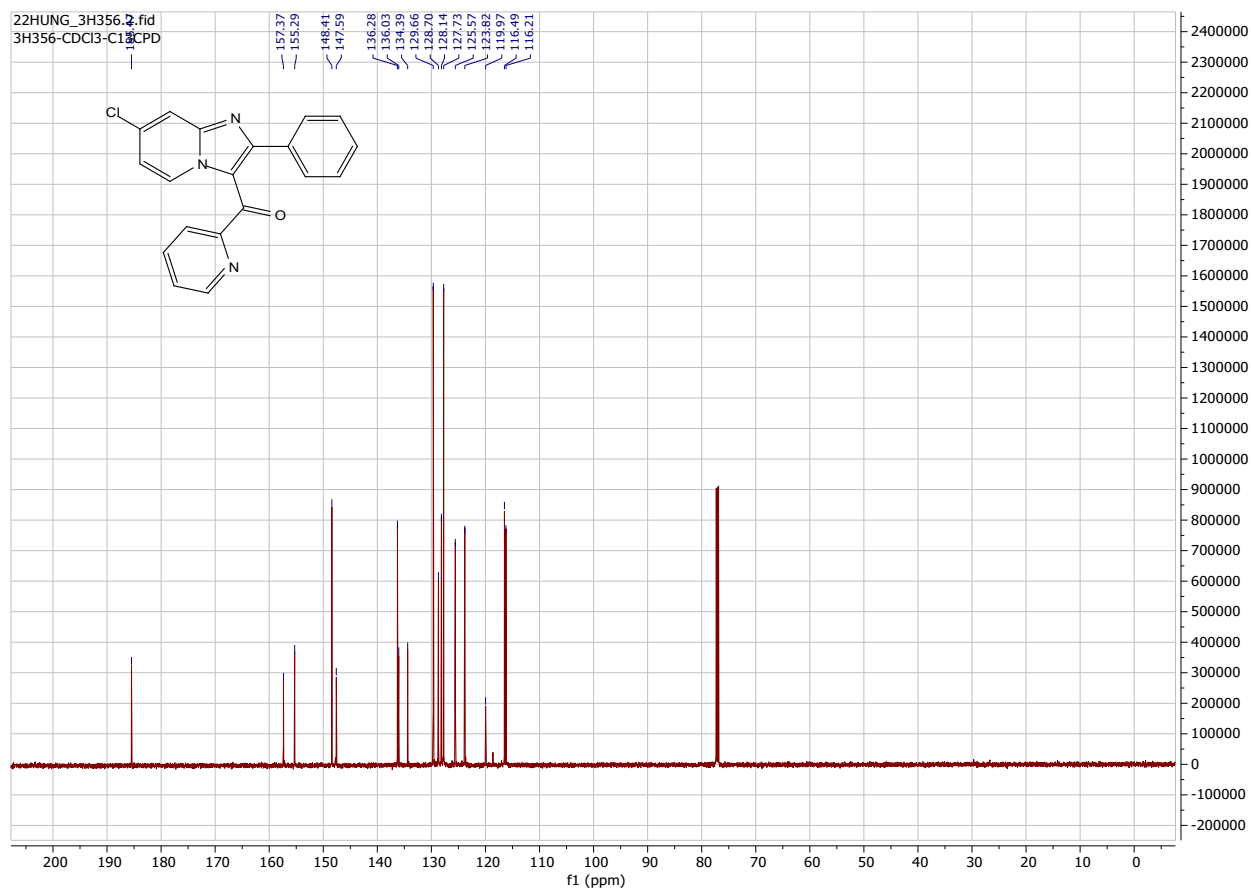
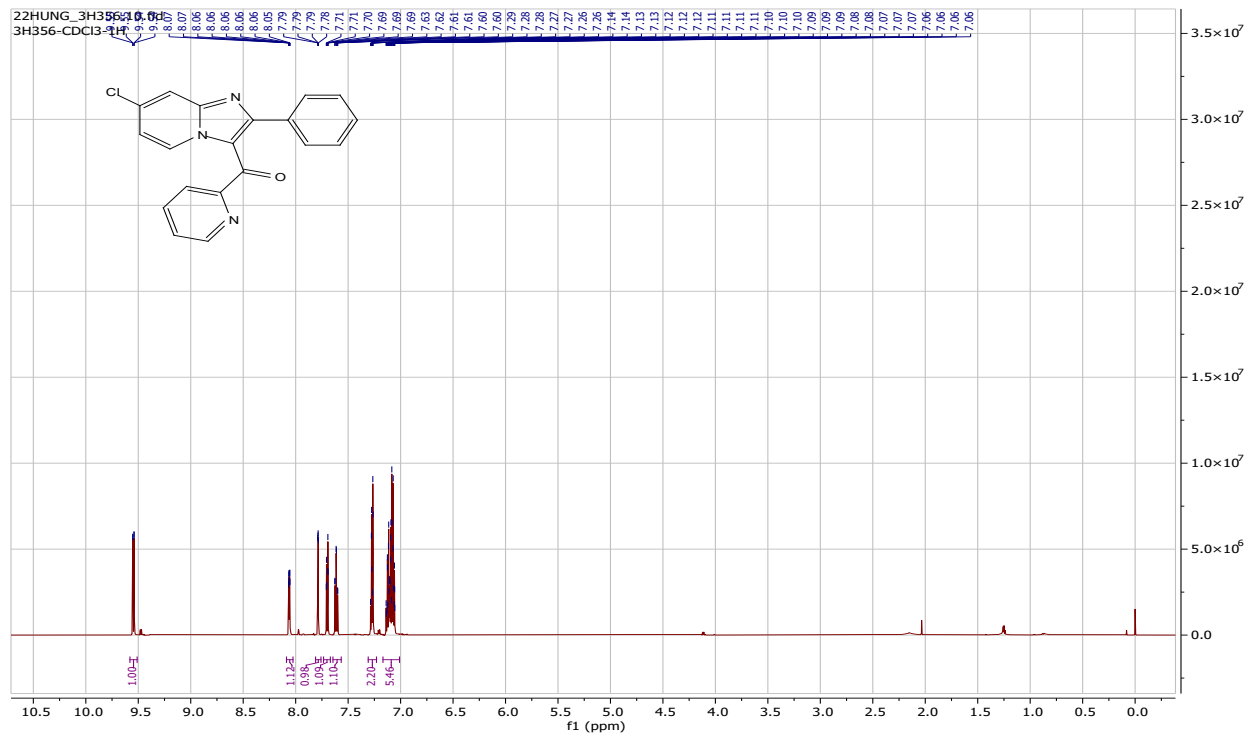


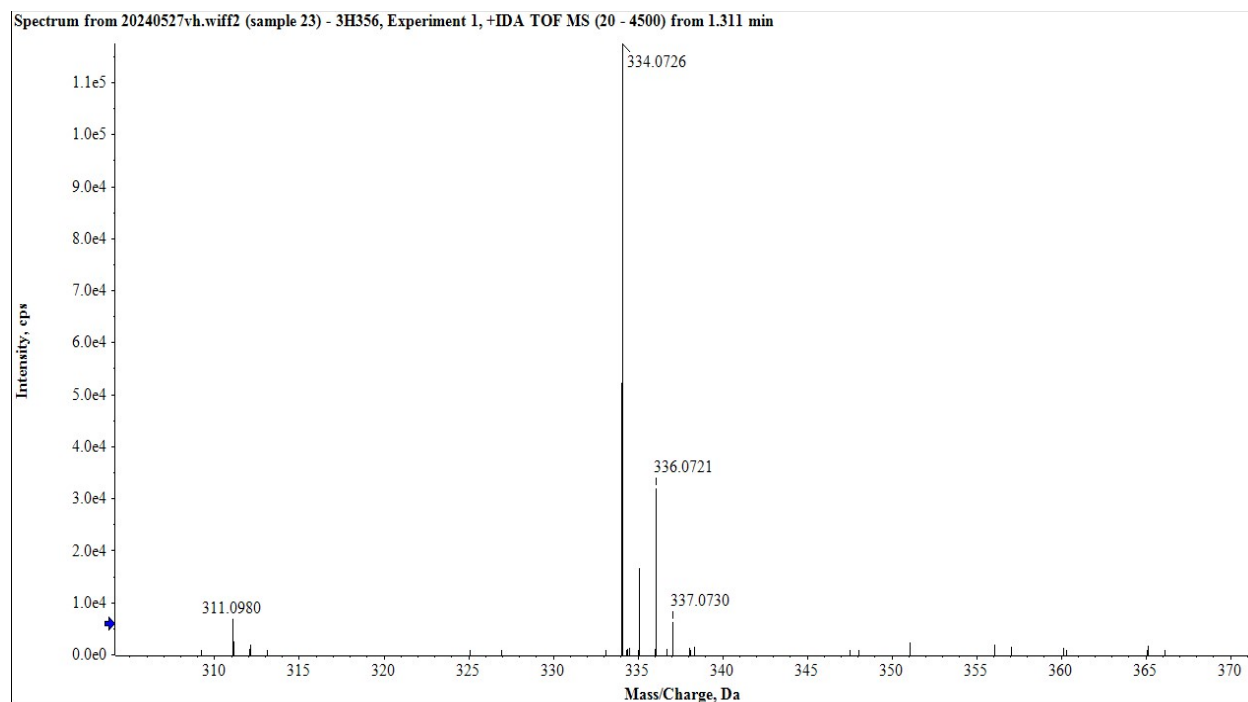
(6-methyl-2-(p-tolyl)imidazo[1,2-a]pyridin-3-yl)(pyridin-2-yl)methanone 3q



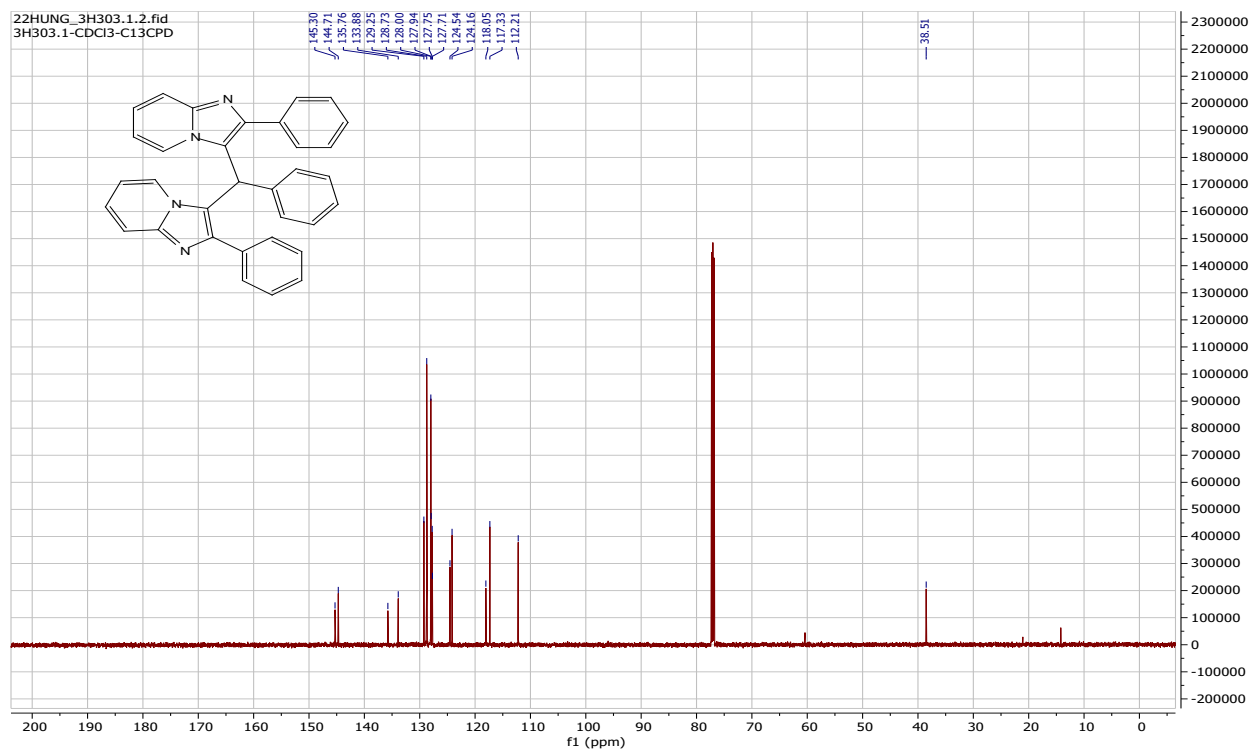
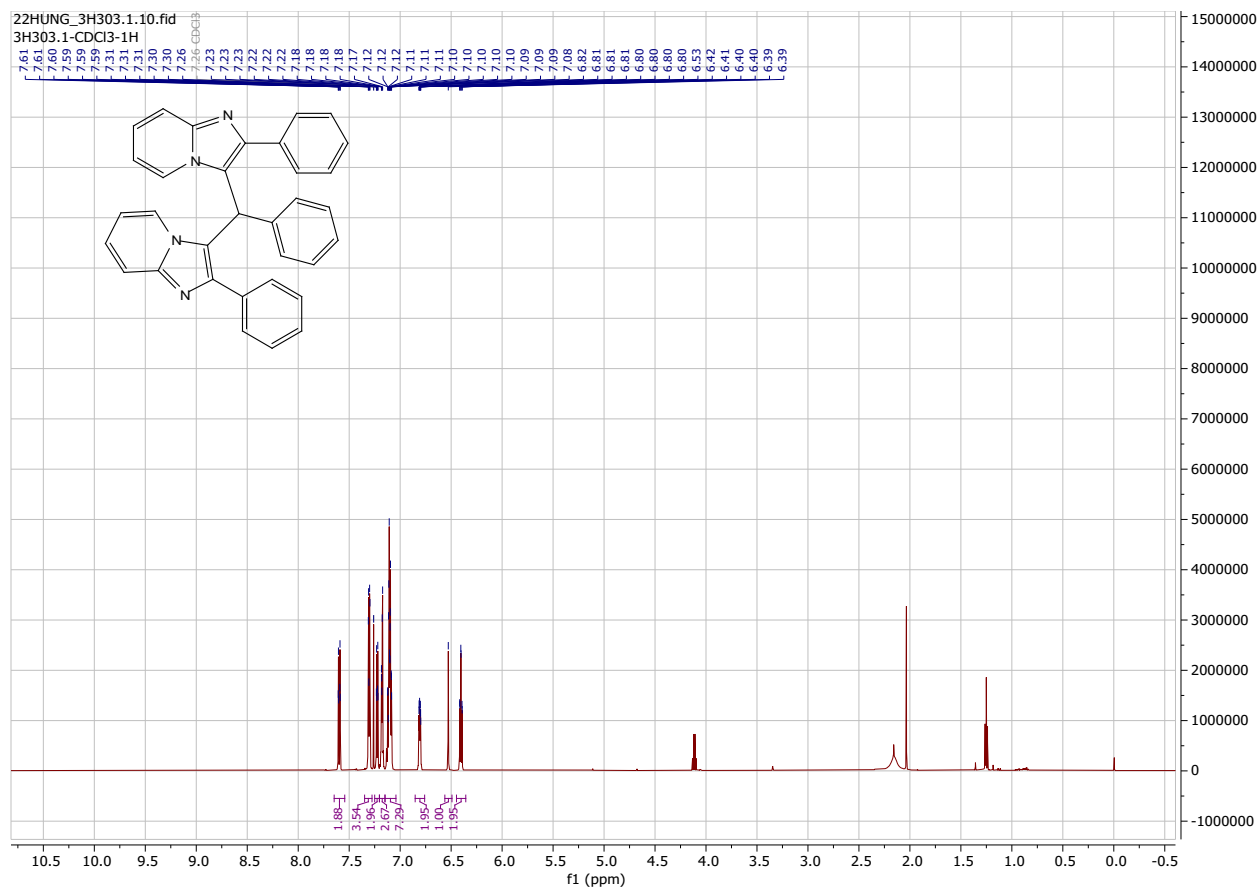


(7-chloro-2-phenylimidazo[1,2-a]pyridin-3-yl)(pyridin-2-yl)methanone 3r

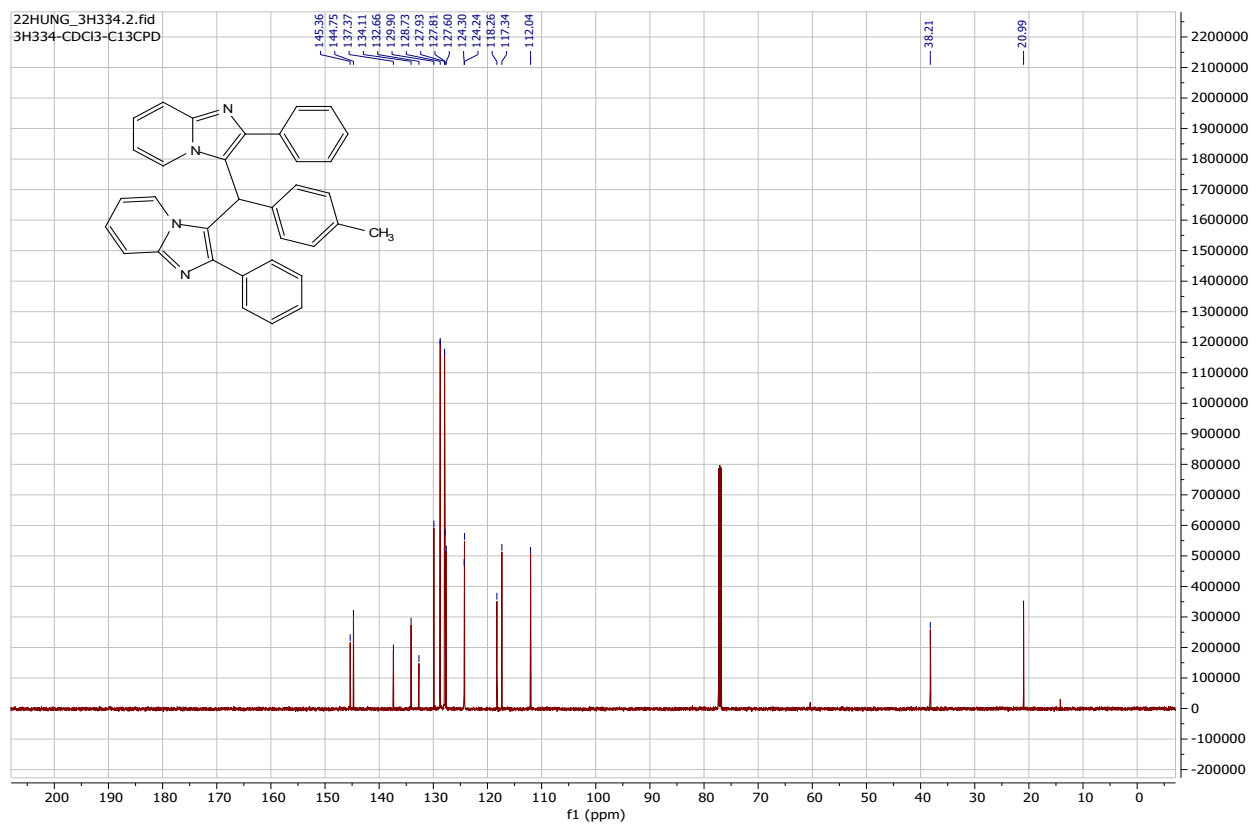
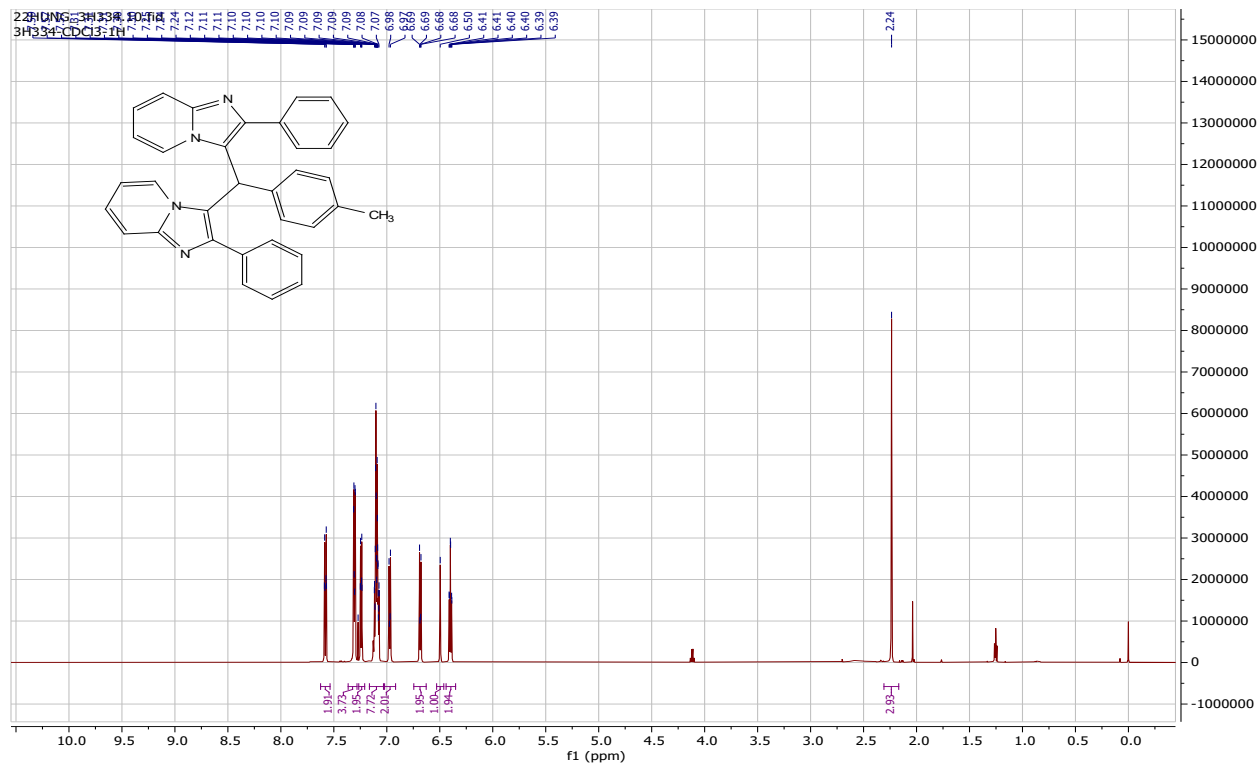


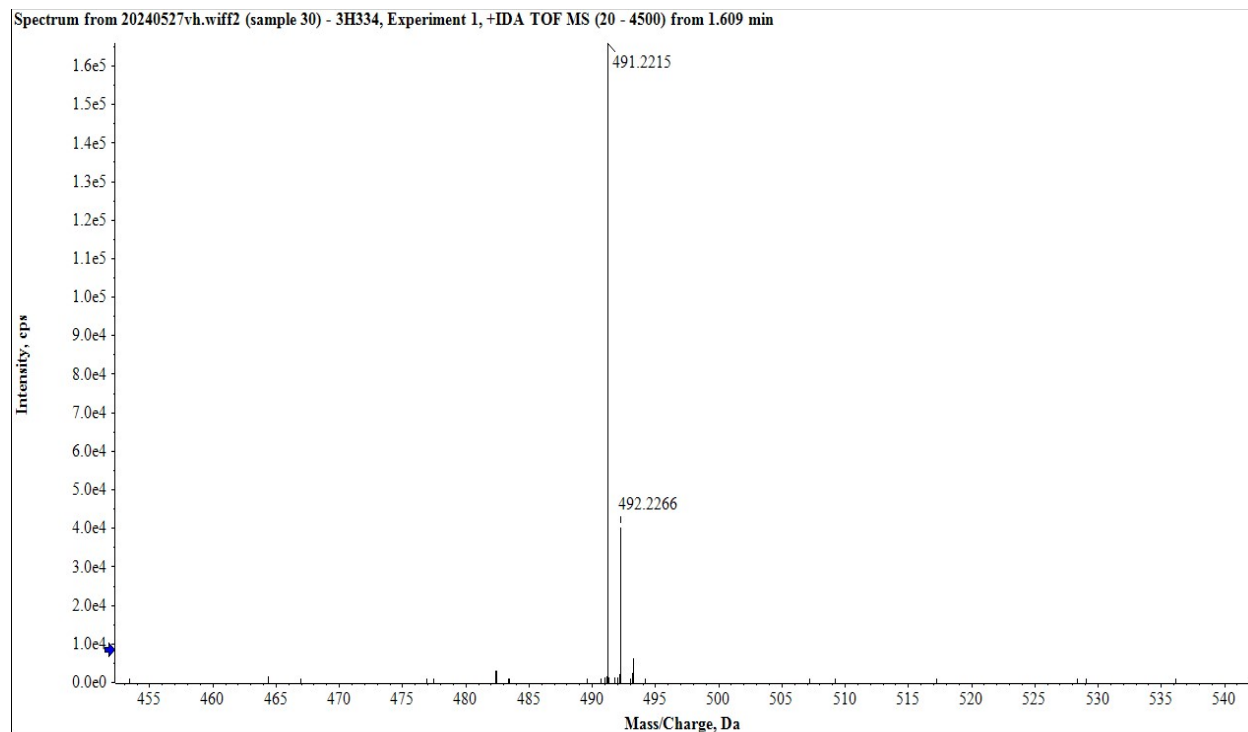


3,3'-(phenylmethylene)bis(2-phenylimidazo[1,2-a]pyridine 4a

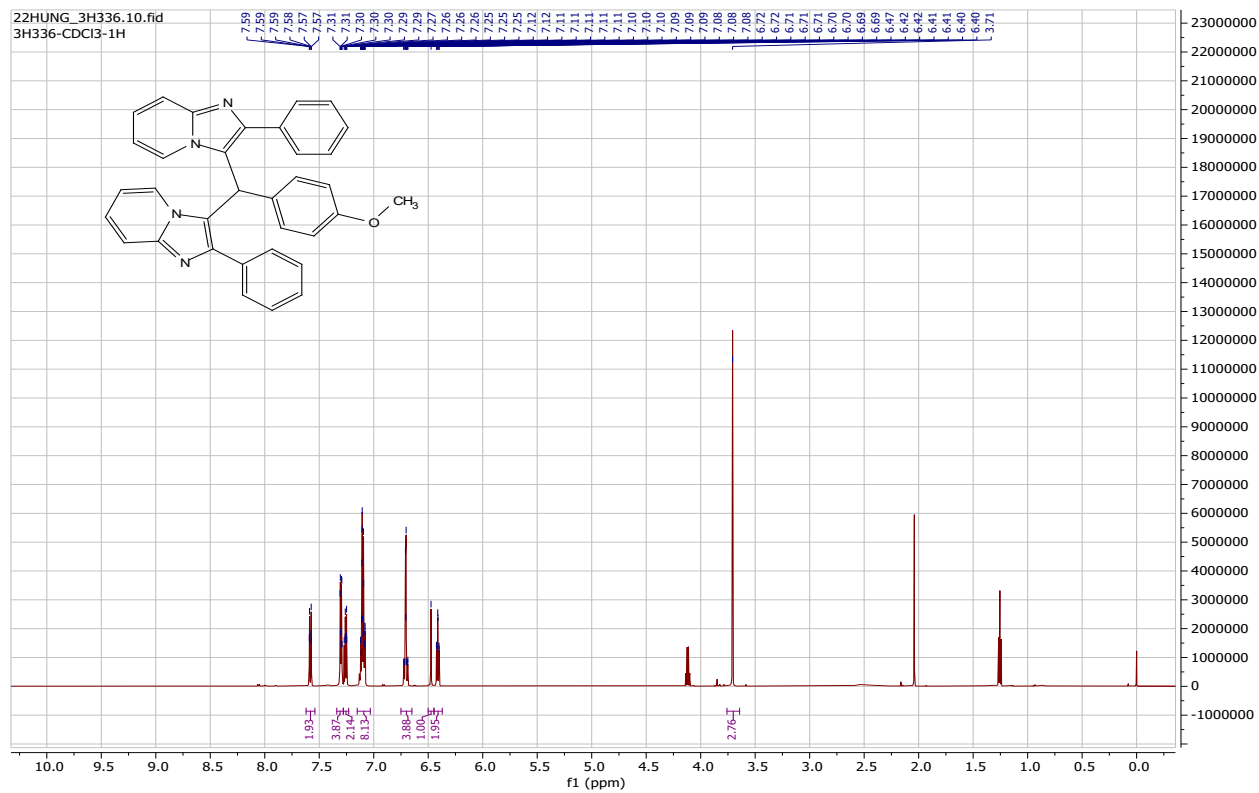


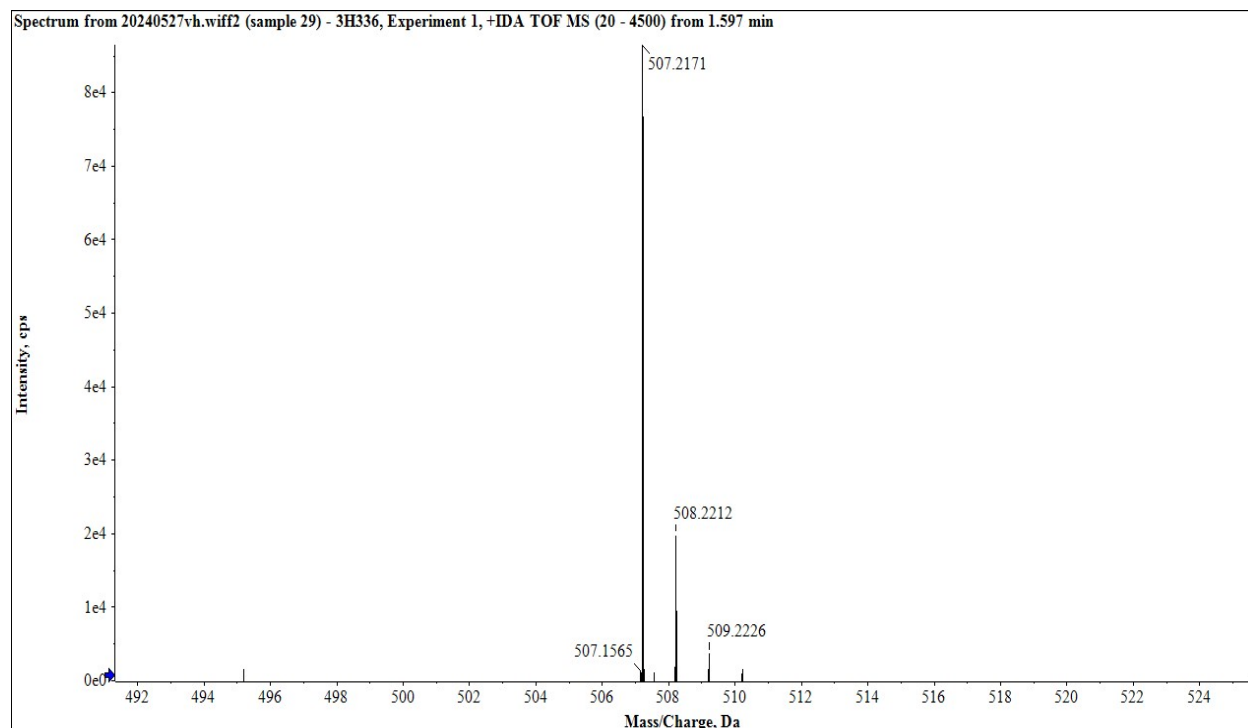
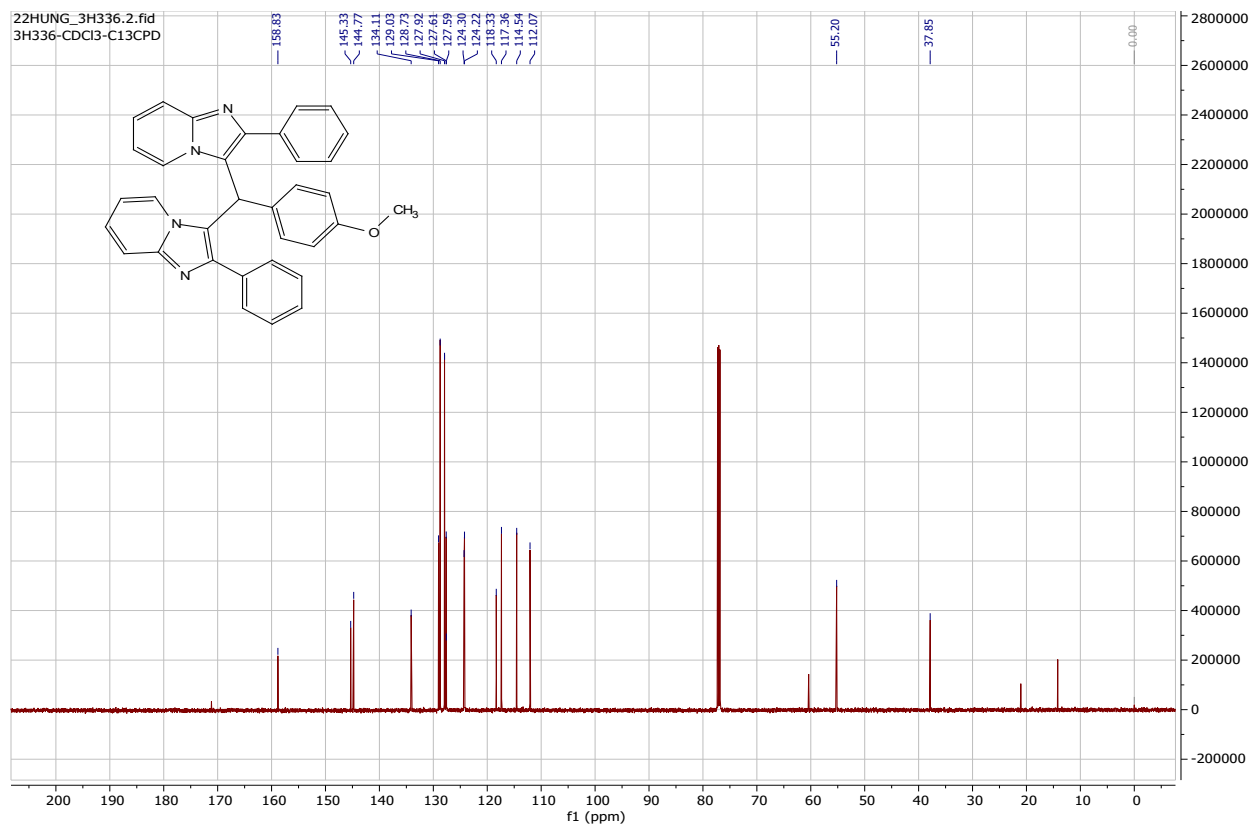
3,3'-(p-tolylmethylene)bis(2-phenylimidazo[1,2-a]pyridine) 4b



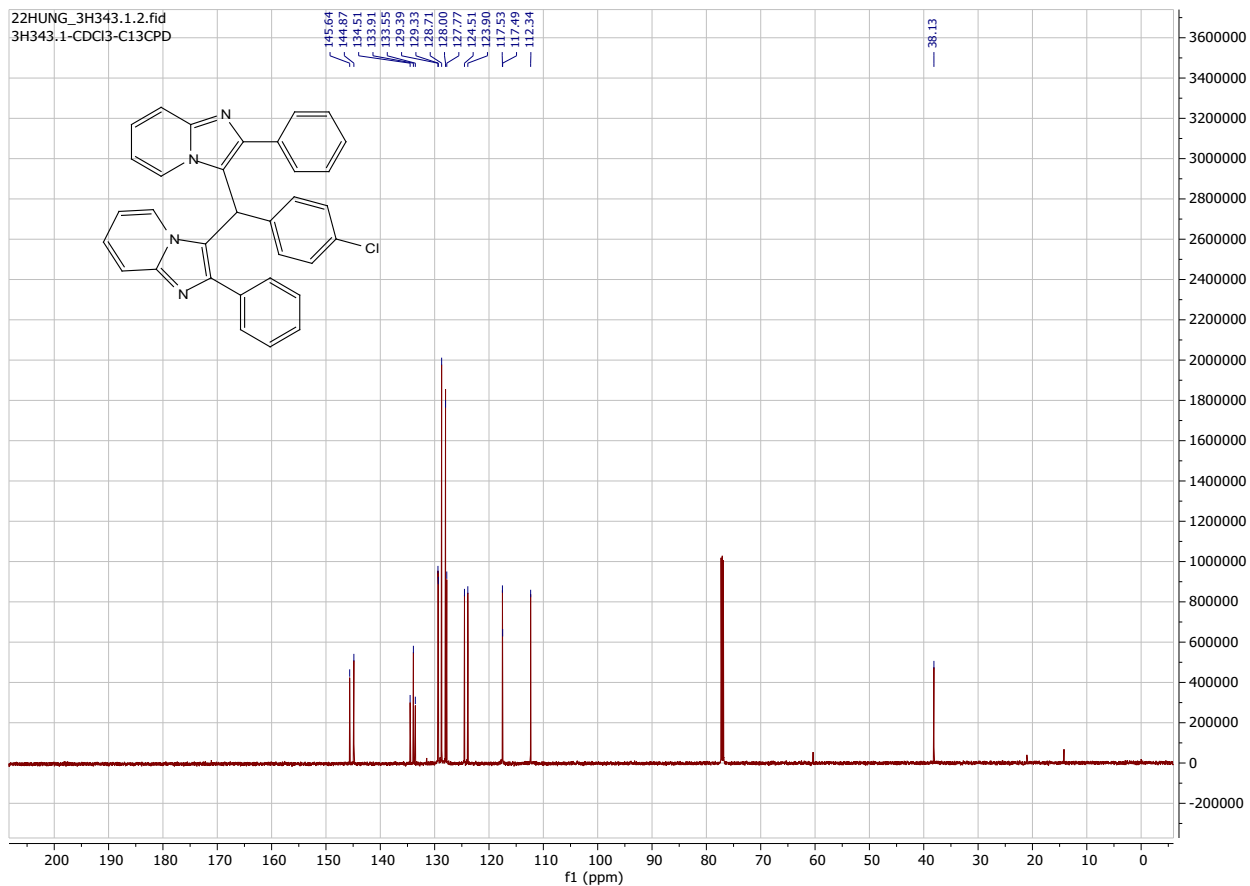
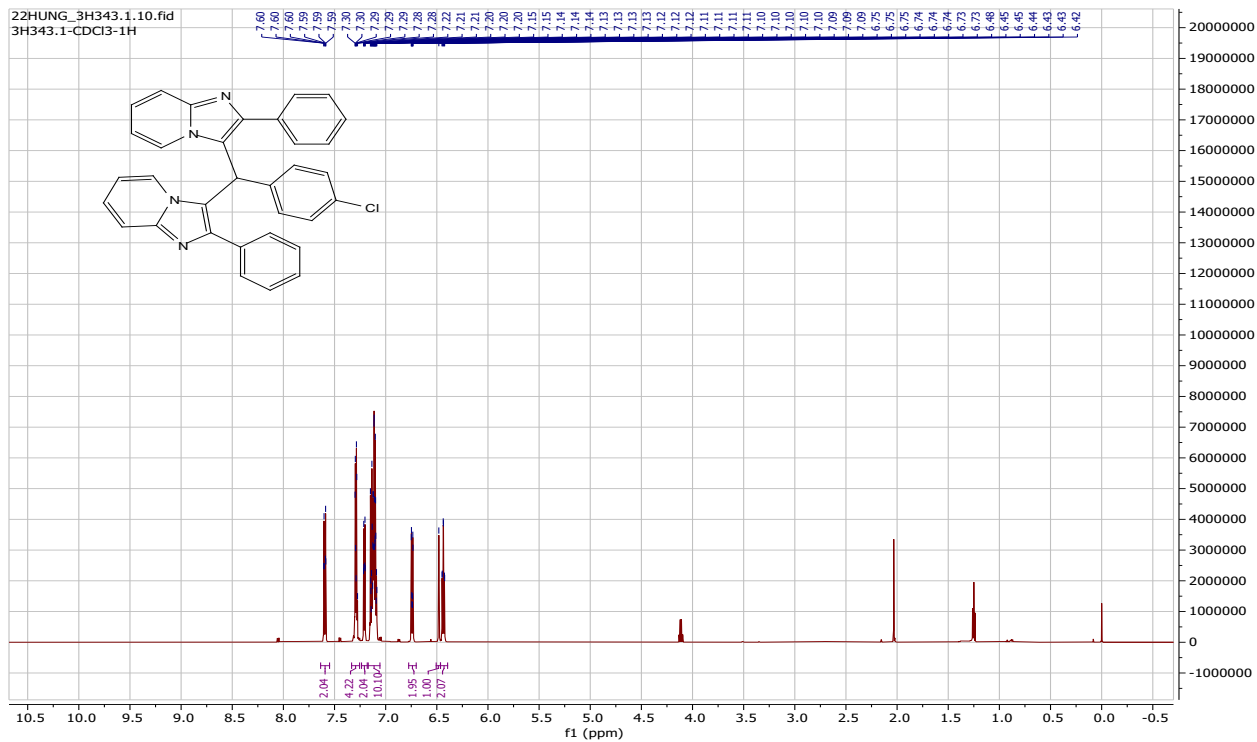


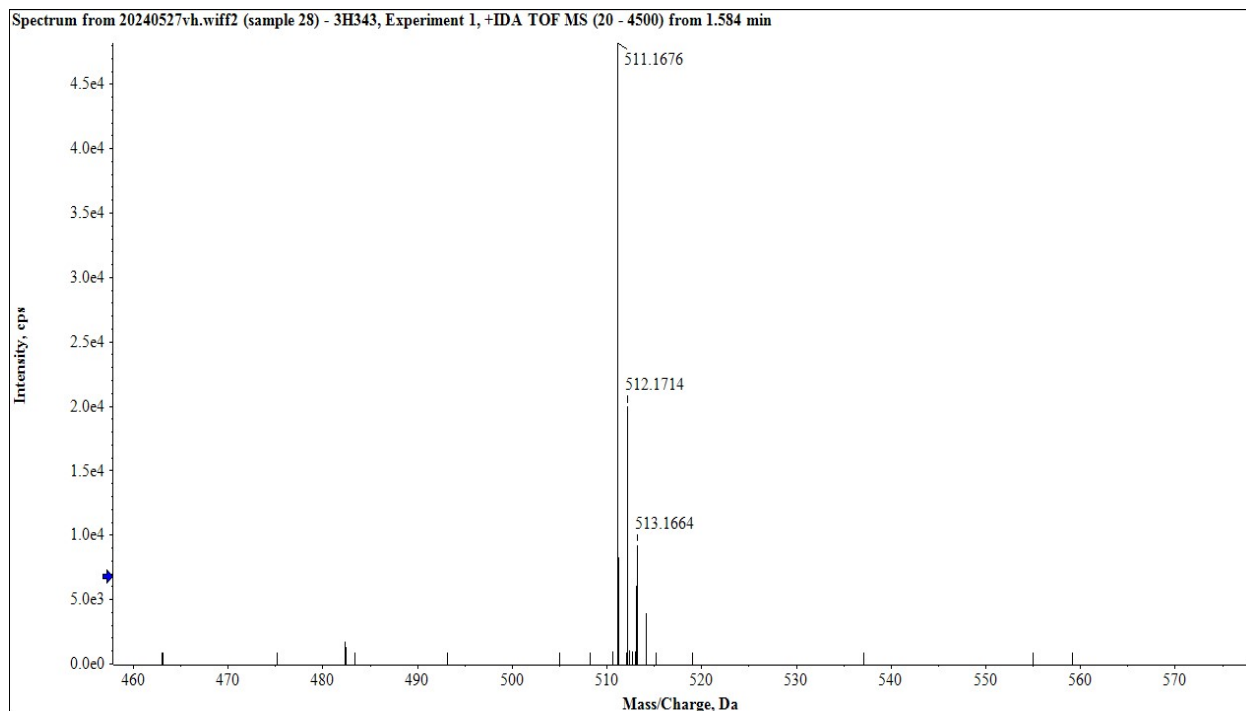
3,3'-((4-methoxyphenyl)methylene)bis(2-phenylimidazo[1,2-a]pyridine 4c



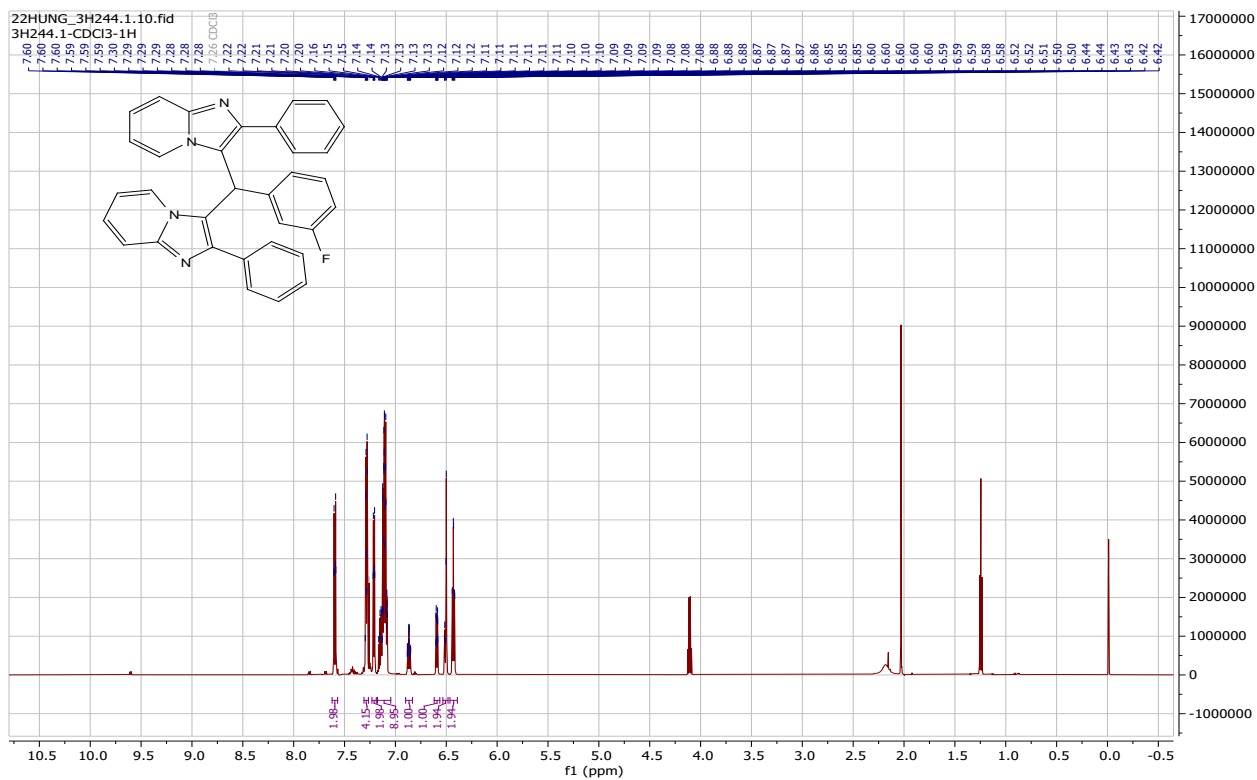


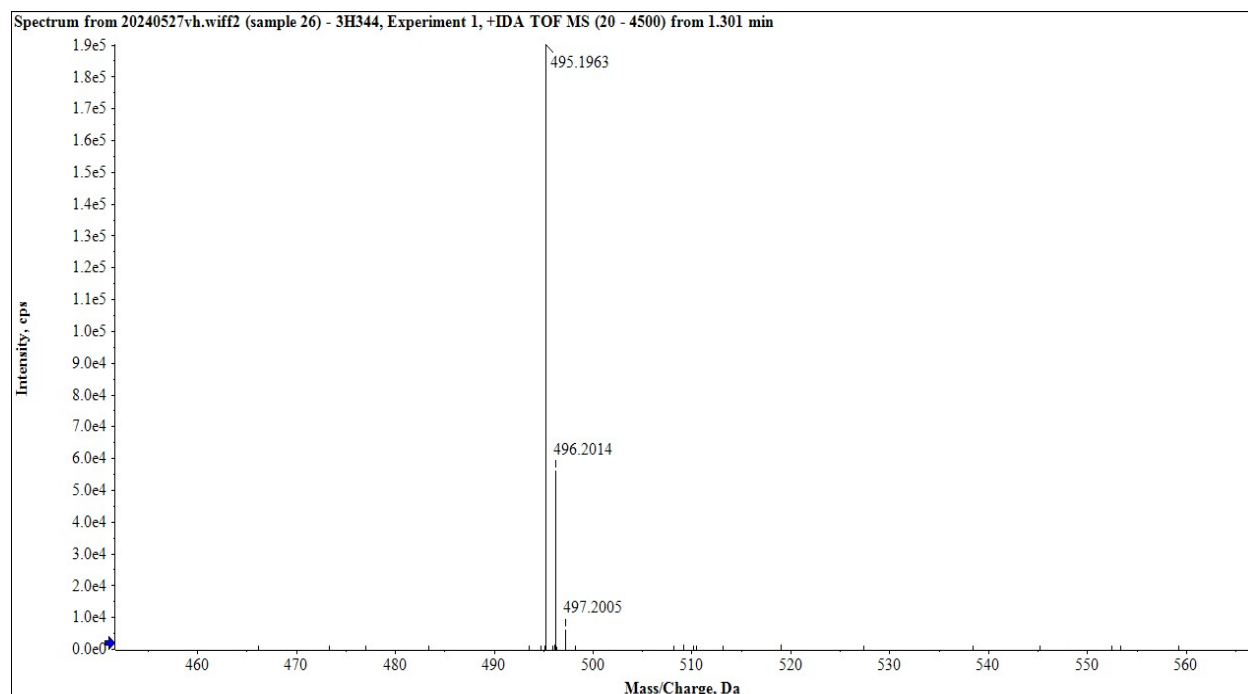
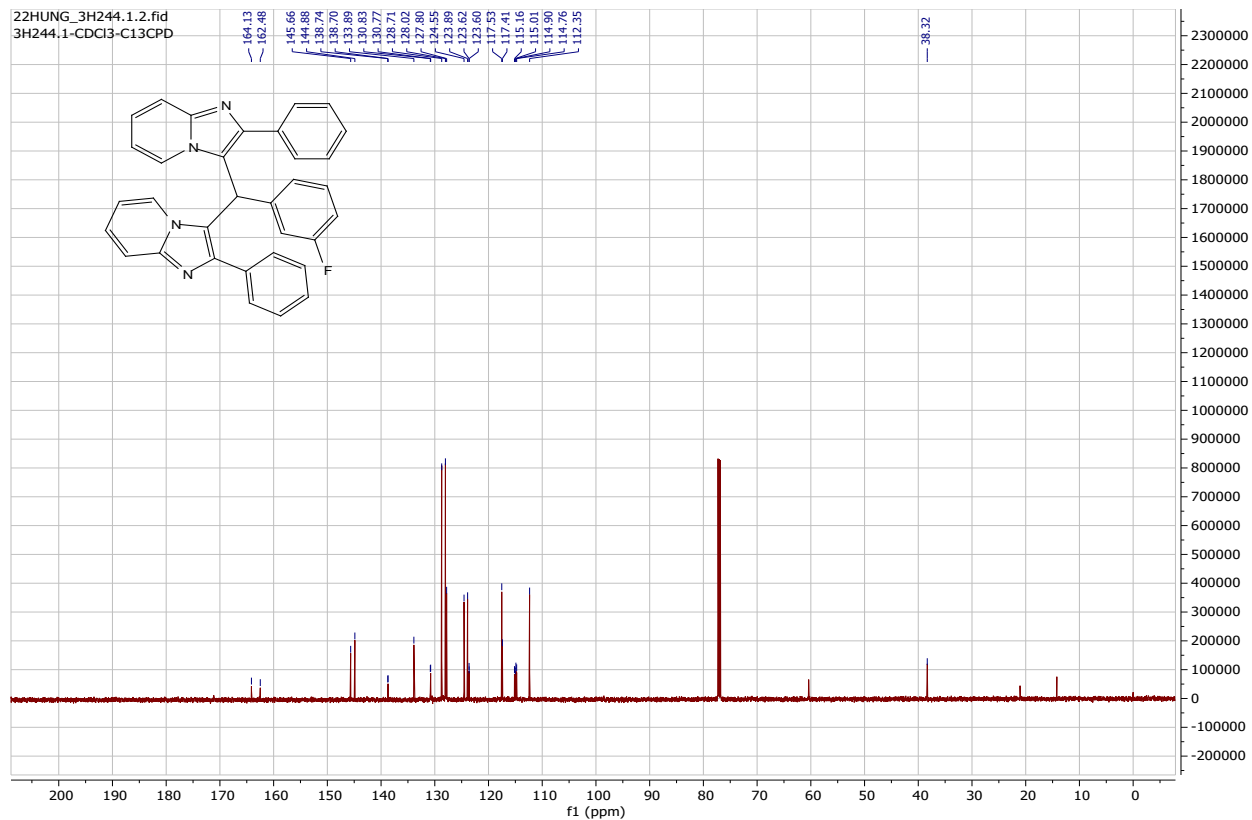
3,3'-((4-chlorophenyl)methylene)bis(2-phenylimidazo[1,2-a]pyridine) 4d



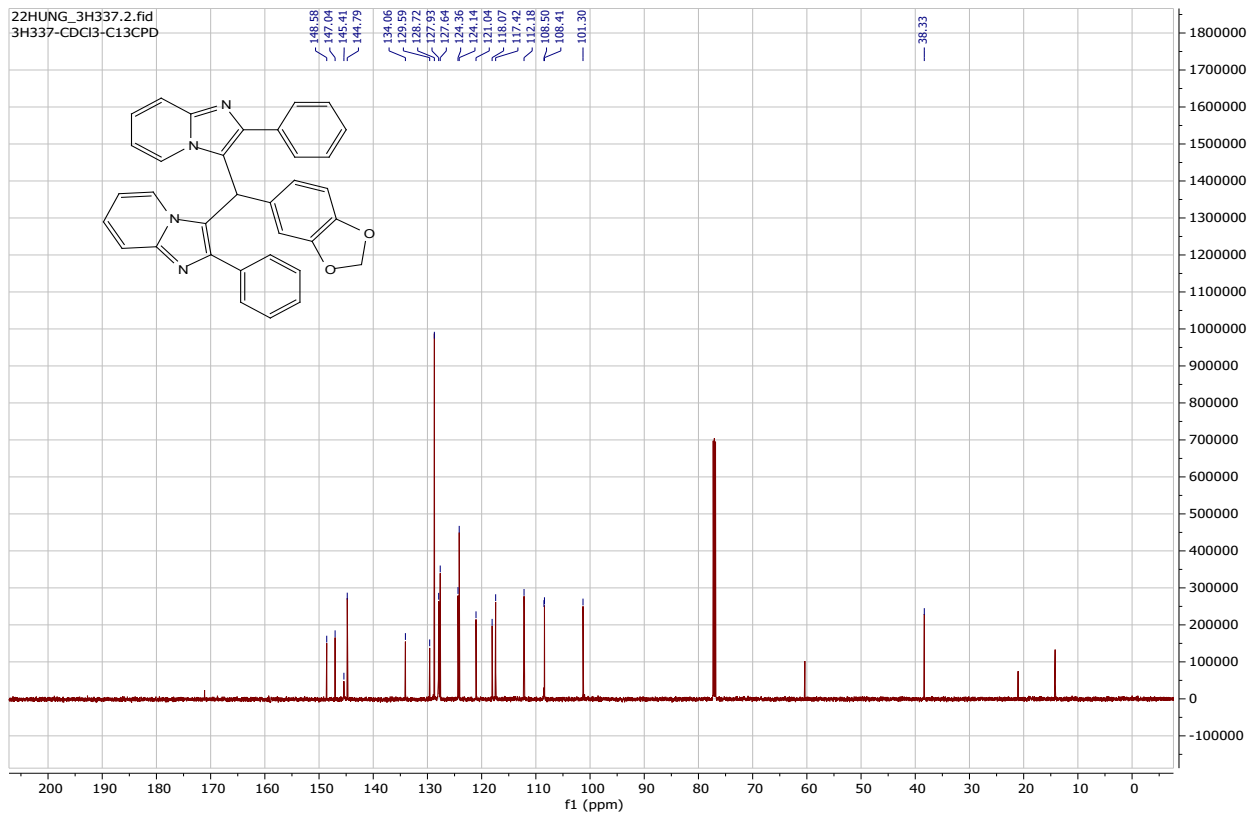
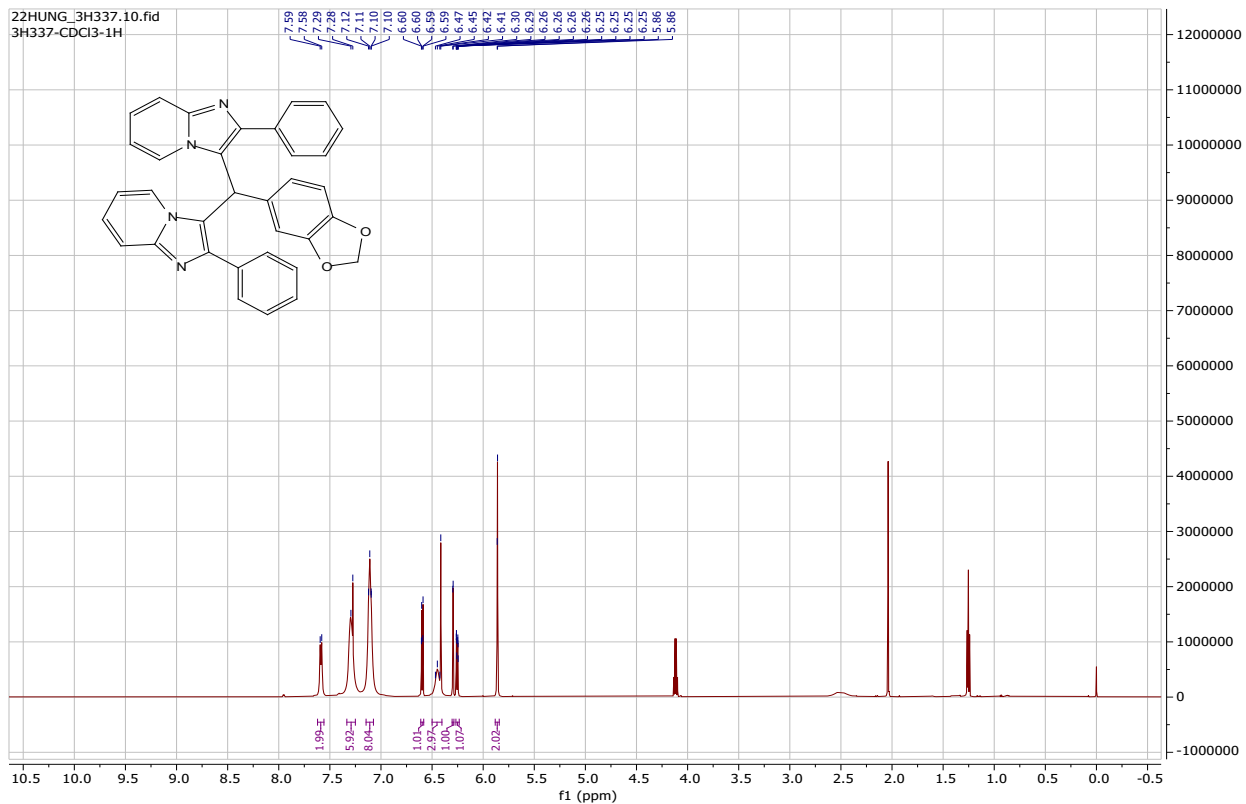


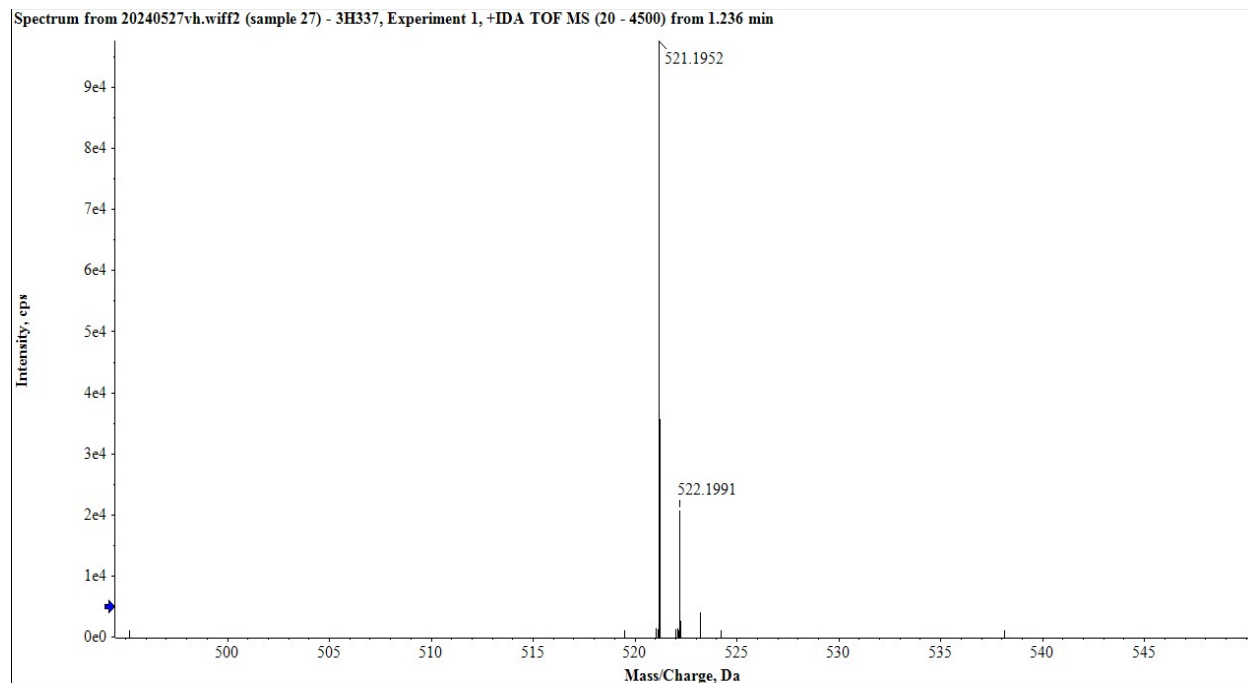
3,3'-((3-fluorophenyl)methylene)bis(2-phenylimidazo[1,2-a]pyridine 4e



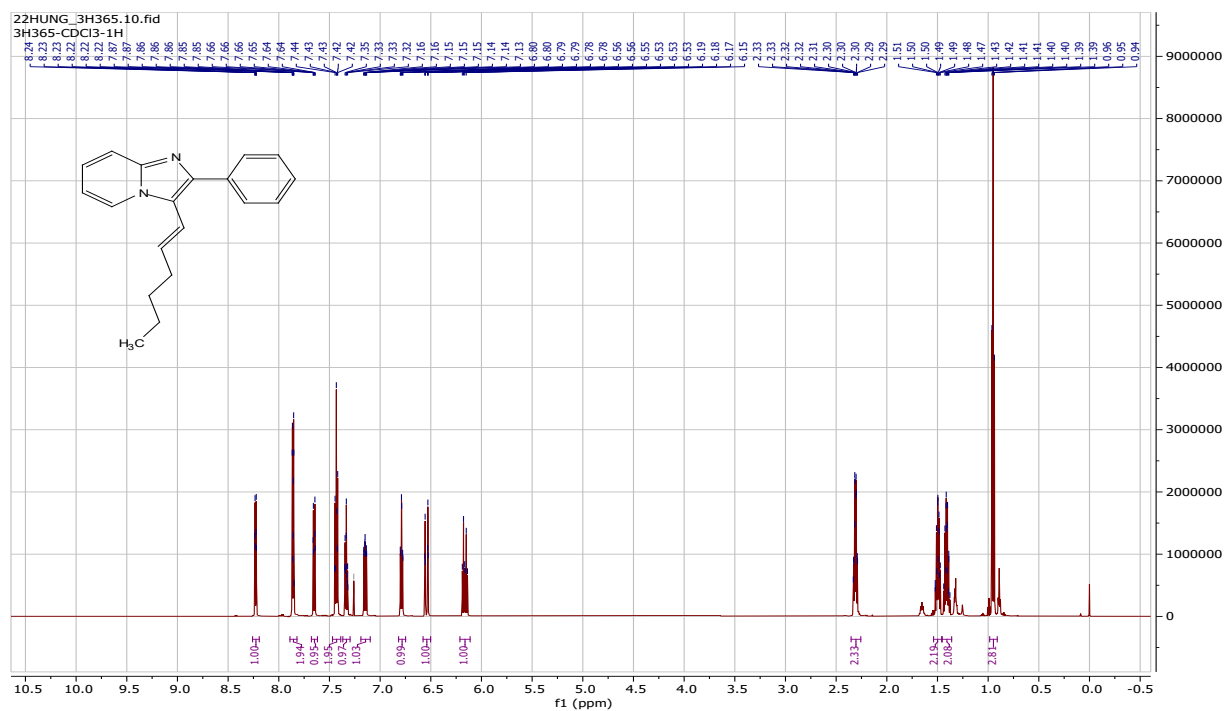


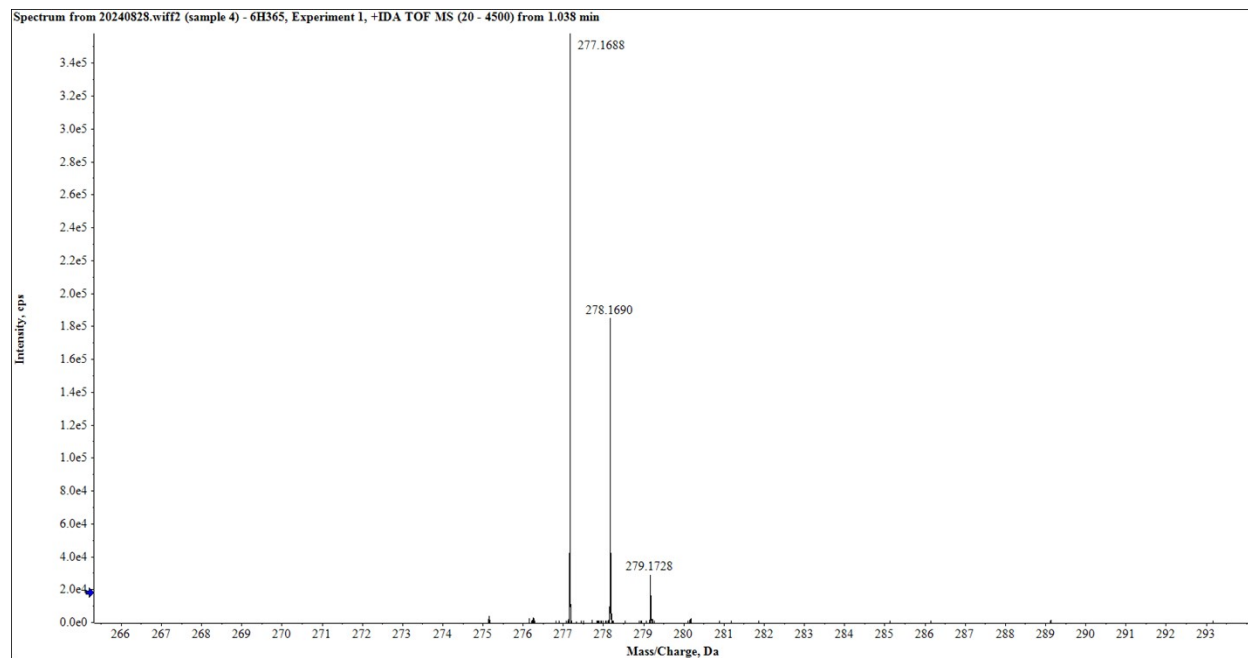
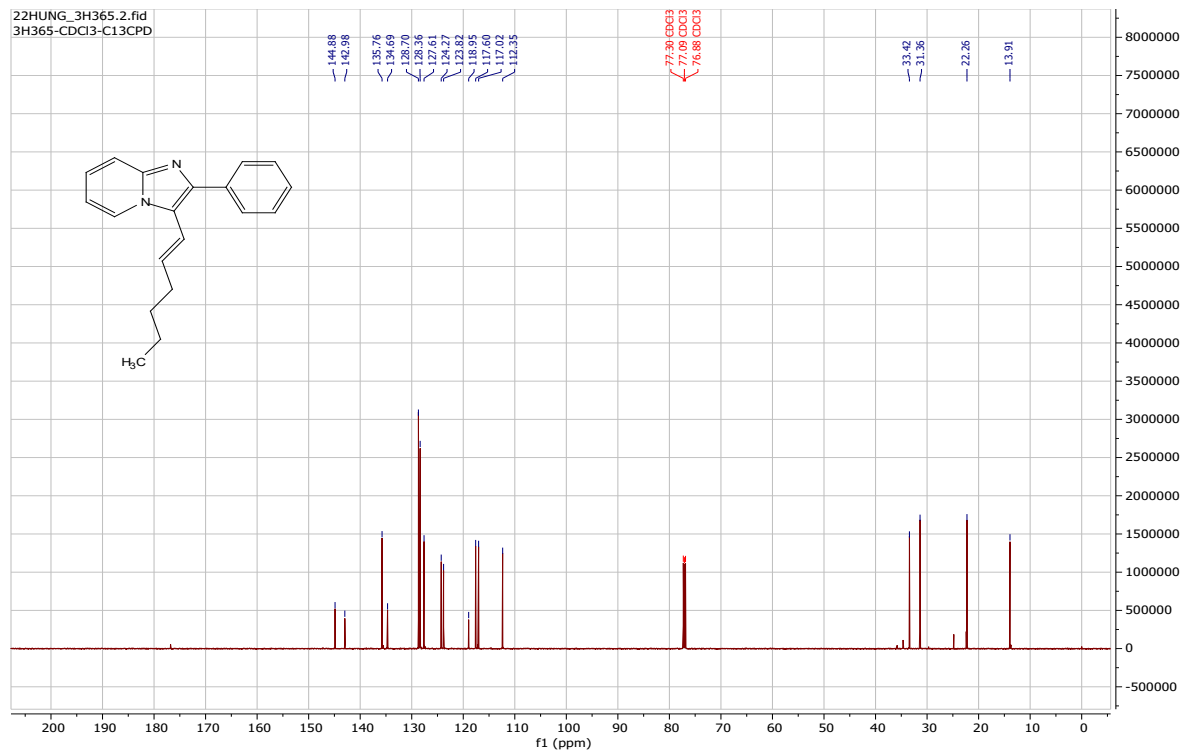
3,3'-(benzo[d][1,3]dioxol-5-ylmethylene)bis(2-phenylimidazo[1,2-a]pyridine 4f)





(E)3-(hex-1-en-1-yl)-2-phenylimidazo[1,2-a]pyridine 5a





REFERENCES

1. Lee, J.C., Y.H. Bae, and S.-K. Chang, Efficient alpha-halogenation of carbonyl compounds by N-bromosuccinimide and N-chlorosuccinimide, *Bulletin of the Korean Chemical Society*, 2003, **24**(4), 407.
2. Adhikari, M.V. and S.D. Samant, Sonochemical bromination of acetophenones using p-toluenesulfonic acid–N-bromosuccinimide, *Ultrasonics Sonochemistry*, 2002, **9**(2), 107.
3. Tanis, S.P., et al., PPAR γ -sparing thiazolidinediones as insulin sensitizers. Design, synthesis and selection of compounds for clinical development, *Bioorganic & Medicinal Chemistry*, 2018, **26**(22), 5870.
4. Zhao, R., et al., One-Pot Construction of Fluorinated Chiral Alcohols via Sequential Substitution/Asymmetric Transfer Hydrogenation of α -Bromoarylketones and Fluoroalcohols, *Advanced Synthesis & Catalysis*, 2023, **365**(14), 2410.
5. Takizawa, S.-y., et al., Synthesis and Characterization of Novel Iridium Complexes with Ligands of 2-Phenylimidazo[1,2-a]pyridine Derivatives and Application to Organic Light-emitting Diode, *Chemistry Letters*, 2005, **34**(9), 1222.
6. Das, D., et al., A simple and efficient route to 2-arylimidazo[1,2-a]pyridines and zolimidine using automated grindstone chemistry. *Journal of Heterocyclic Chemistry*, 2020. **57**(11): p. 4099-4107.
7. Kalari, S., A.U. Shinde, and H.B. Rode, Methylene-Tethered Arylsulfonation and Benzotriazolation of Aryl/Heteroaryl C–H Bonds with DMSO as a One-Carbon Surrogate, *The Journal of Organic Chemistry*, 2021, **86**(24), 17684.
8. Yang, J., et al., Continuous-Flow Photocatalysis for the Direct C-H Trifluoromethylation of Heterocycles with an Organic Photoredox Catalyst, *European Journal of Organic Chemistry*, 2023, **26**(2), e202201287.
9. Gao, J., et al., 1,1,1,3,3,3-Hexafluoro-2-Propanol-Promoted Friedel–Crafts Reaction: Metal-Free Synthesis of C3-Difluoromethyl Carbinol-Containing Imidazo[1,2-a]pyridines at Room Temperature, *Molecules*, 2023, **28**(22), 7522.
10. Sultana, F., et al., Transition-Metal-Free Oxidative Cross-Coupling of Methylhetarenes with Imidazoheterocycles towards Efficient C(sp²)–H Carbonylation, *Asian Journal of Organic Chemistry*, 2017, **6**(7), 890.
11. Kaswan, P., et al., Synthesis of 3-arylimidazo[1,2-a]pyridines via CuCl₂ catalyzed tandem dual carbon–nitrogen bonding, *Tetrahedron*, 2014, **70**(45), 8539.
12. Meng, X., et al., Copper supported on H⁺-modified manganese oxide octahedral molecular sieves (Cu/H-OMS-2) as a heterogeneous biomimetic catalyst for the synthesis of imidazo[1,2-a]-N-heterocycles, *Catalysis Science & Technology*, 2016, **6**(3), 890.
13. Jadhav, N.H., et al., A transition metal-free cascade reaction using heterogeneous tin(IV)oxide catalyzed and iodine promoted synthesis of 3-arylimidazo[1,2-a]pyridines, *Tetrahedron Letters*, 2020, **61**(34), 152250.
14. Liu, P., et al., Synthesis of symmetrical methylene-bridged imidazoheterocycles using DMSO as methylene source under metal-free conditions, *Organic & Biomolecular Chemistry*, 2016 **14**(27), 6523.