

## *Supporting information*

*for*

### **Cationic Lignin as An Efficient and Sustainable Homogenous Catalyst for Aqueous Knoevenagel Condensation Reactions**

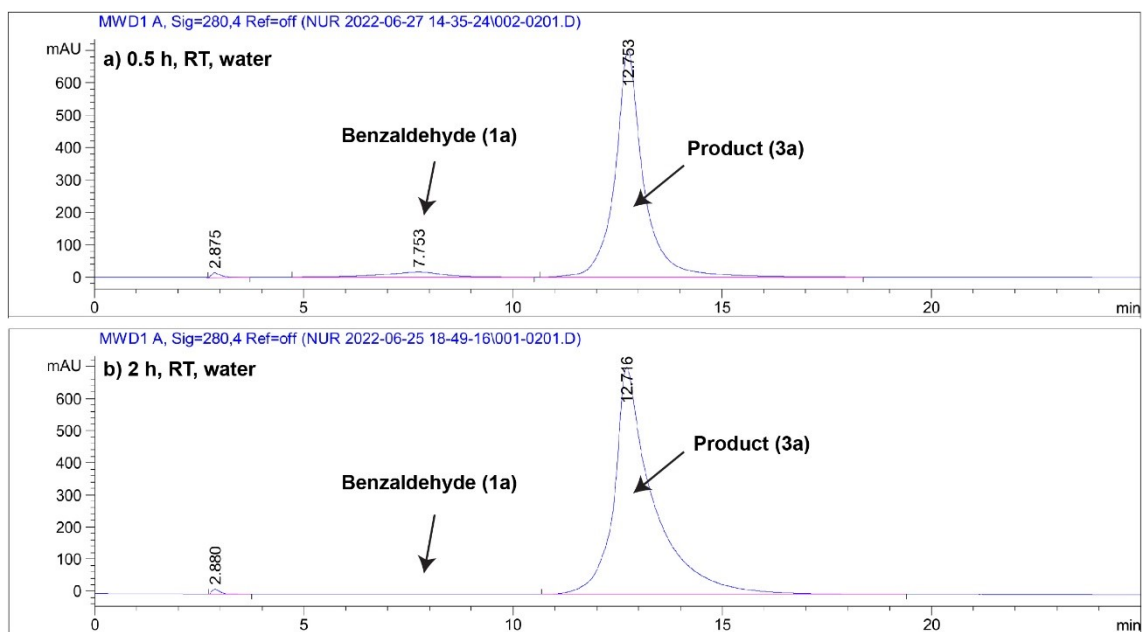
*Ahmed I. A. Soliman<sup>a,b</sup>, Ameena Bacchus<sup>a</sup>, Rozita Zare<sup>a</sup>, Shrikanta Sutradhar<sup>a</sup>, Pedram Fatehi<sup>a\*</sup>*

[a] Green Processes Research Centre and Chemical Engineering Department, Lakehead University, 955 Oliver Road, Thunder Bay, ON, Canada, P7B5E1

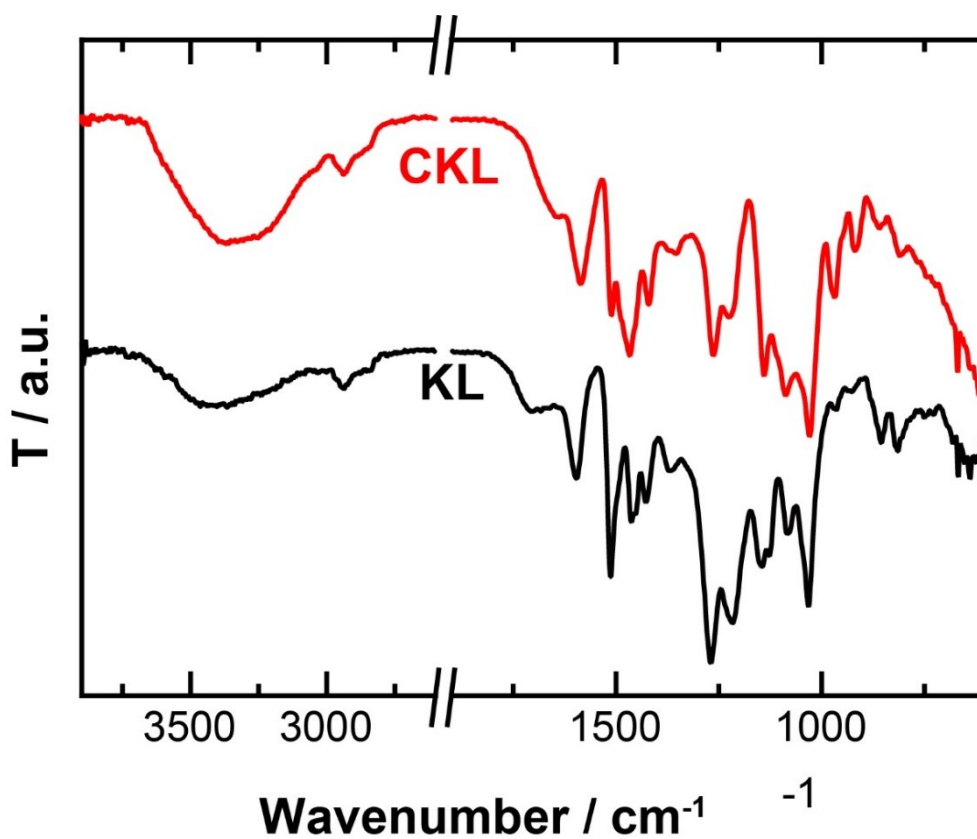
[b] Chemistry Department, Faculty of Science, Assiut University, Assiut 71516, Egypt.

#### **Corresponding Author**

**Pedram Fatehi**, E-mail: [pfatehi@lakeheadu.ca](mailto:pfatehi@lakeheadu.ca) & TEL: +1-807-343-8697

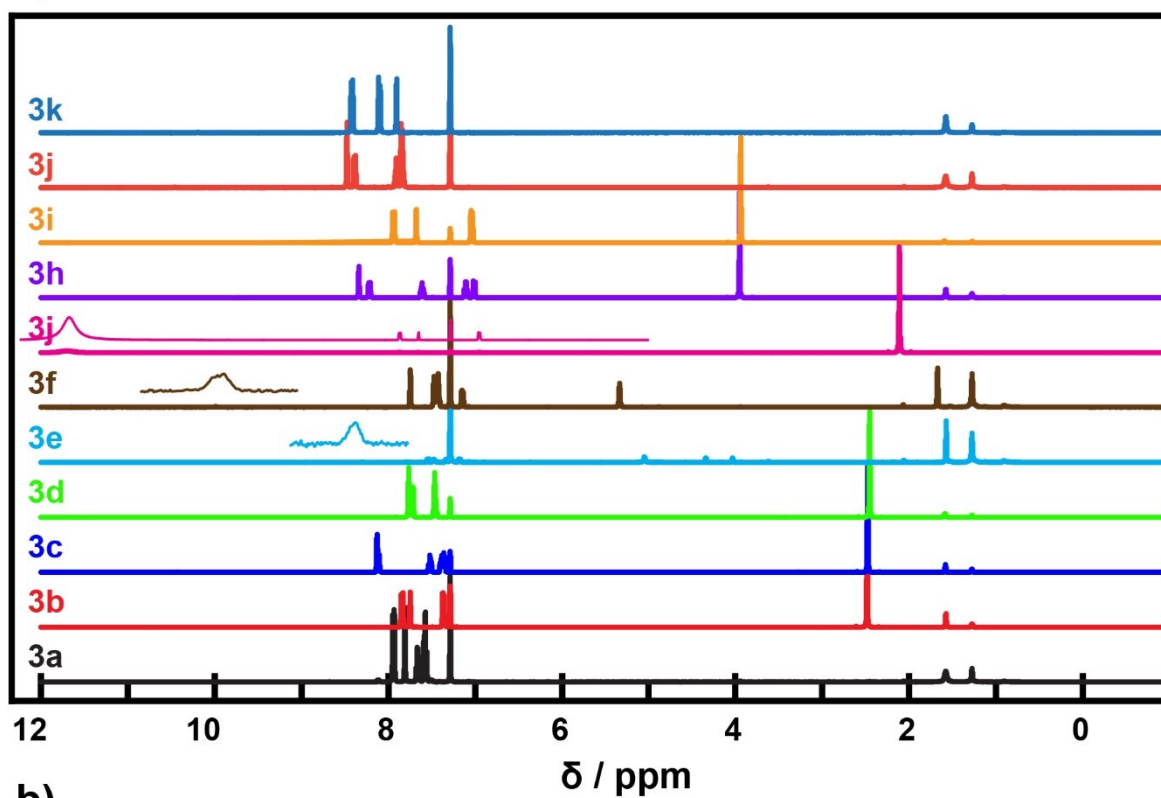


**Figure S1.** HPLC chromatographs of the Knoevenagel reaction in water at RT and at a) 1h and b) 2h



**Figure S2.** The FTIR spectra of KL and CKL.

a)



b)

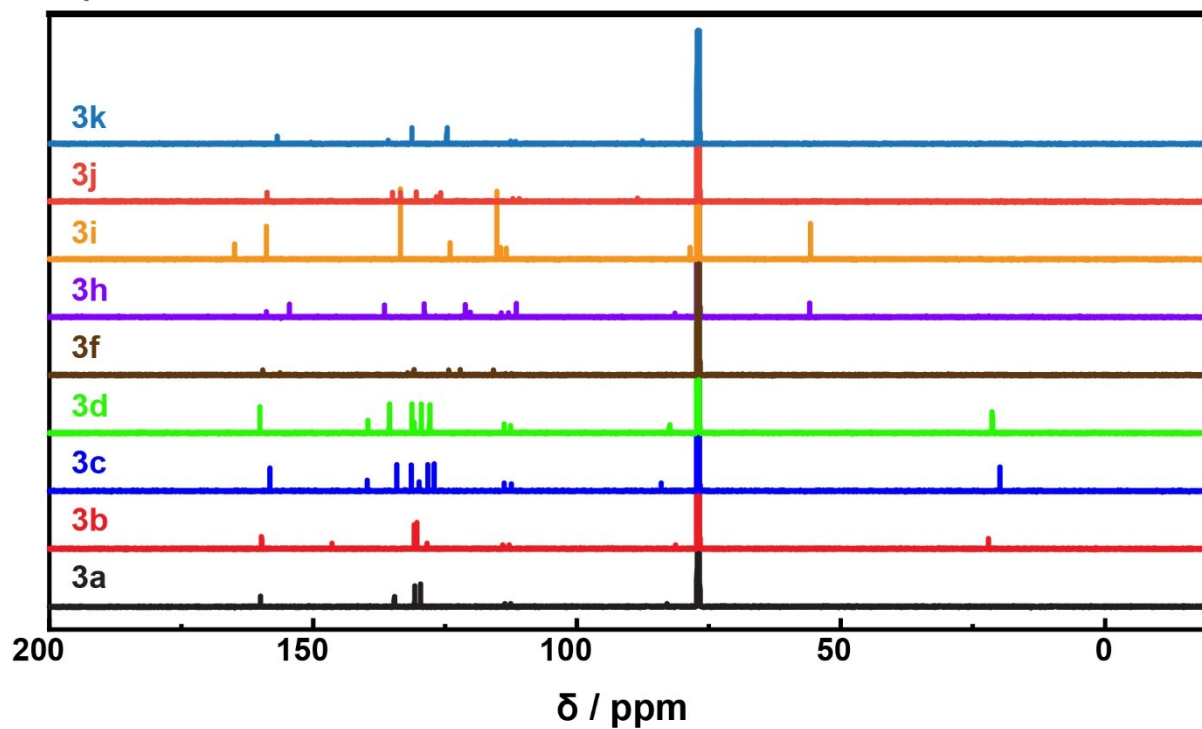


Figure S3. The a)  $^1\text{H}$  and b)  $^{13}\text{C}$  NMR spectra of benzylidenemalononitriles.

### Analytical data of the products

- **Compound (3a)**.  $^1\text{H}$  NMR (500 MHz,  $\text{CDCl}_3$ )  $\delta$  7.93 (d, 2H), 7.81 (s, 1H), 7.71 – 7.62 (m, 2H), 7.57 (m, 1H).  $^{13}\text{C}$  NMR  $\delta$  159.95, 134.67, 130.95, 130.76, 129.67, 113.72, 112.55, 82.93.
- **Compound (3b)**.  $^1\text{H}$  NMR (500 MHz, Chloroform-*d*)  $\delta$  7.78 – 7.73 (m, 2H), 7.71 (s, 1H), 7.46 (t,  $J = 3.9$  Hz, 2H), 2.46 (d,  $J = 2.3$  Hz, 3H).  $^{13}\text{C}$  NMR (126 MHz, Chloroform-*d*)  $\delta$  160.17, 139.67, 135.60, 131.30, 130.97, 129.54, 127.95, 113.86, 112.66, 82.49, 21.31.
- **Compound (3c)**.  $^1\text{H}$  NMR (500 MHz, Chloroform-*d*)  $\delta$  8.15 – 8.09 (m, 2H), 7.52 (t,  $J = 7.7$  Hz, 1H), 7.42 – 7.33 (m, 2H), 2.48 (d,  $J = 2.4$  Hz, 3H).  $^{13}\text{C}$  NMR (126 MHz, Chloroform-*d*)  $\delta$  158.17, 139.75, 134.21, 131.43, 129.92, 128.33, 127.10, 113.84, 112.47, 84.01, 19.86.
- **Compound (3d)**.  $^1\text{H}$  NMR (500 MHz, Chloroform-*d*)  $\delta$  7.87 – 7.81 (m, 2H), 7.75 (s, 1H), 7.36 (d, 2H), 2.49 (d, 3H).  $^{13}\text{C}$  NMR (126 MHz, Chloroform-*d*)  $\delta$  159.78, 146.41, 130.95, 130.41, 128.48, 114.04, 112.88, 81.27, 22.06.
- **Compound (3e)**.  $^1\text{H}$  NMR (500 MHz, Chloroform-*d*)  $\delta$  8.29 (s, 1H), 7.54 (d, 1H), 7.45 (t, 1H), 7.33 (t, 1H), 7.18 (d, 1H), Some adsorbed CKL might cause other signals.
- **Compound (3f)**.  $^1\text{H}$  NMR (500 MHz, Chloroform-*d*)  $\delta$  9.99 (s, OH), 7.75 (s, 1H), 7.52 – 7.40 (m, 3H), 7.14 (d, 1H).  $^{13}\text{C}$  NMR (126 MHz, Chloroform-*d*)  $\delta$  159.63, 156.30, 132.16, 130.97, 124.30, 122.18, 115.94, 113.61. Some adsorbed CKL might cause other signals.
- **Compound (3g)**.  $^1\text{H}$  NMR (500 MHz, Chloroform-*d*)  $\delta$  11.70 (s, OH), 7.95 – 7.76 (m, 2H), 7.66 (d, 1H), 7.07 – 6.87 (m, 2H).  $^{13}\text{C}$  NMR (126 MHz,  $\text{CDCl}_3$ )  $\delta$  178.14, 162.27, 159.05, 133.79, 123.79, 116.73, 114.47, 113.39, 78.12, 20.85. Some adsorbed CKL might cause other signals

- **Compound (3h)**.  $^1\text{H}$  NMR (500 MHz, Chloroform-*d*)  $\delta$  8.34 (s, 1H), 8.22 (d, 1H), 7.61 (t, 1H), 7.11 (t, 1H), 7.01 (d, 1H), 3.95 (d, 3H).  $^{13}\text{C}$  NMR (126 MHz, Chloroform-*d*)  $\delta$  158.95, 154.53, 136.52, 128.93, 121.26, 120.23, 114.37, 113.02, 111.48, 81.48, 55.96.
- **Compound (3i)**.  $^1\text{H}$  NMR (500 MHz, Chloroform-*d*)  $\delta$  7.94 (d, 2H), 7.68 (s, 1H), 7.04 (d, 2H), 3.94 (s, 3H).  $^{13}\text{C}$  NMR (126 MHz, Chloroform-*d*)  $\delta$  164.84, 158.90, 133.50, 124.04, 115.16, 114.47, 113.38, 78.59, 55.84.
- **Compound (3j)**.  $^1\text{H}$  NMR (500 MHz, Chloroform-*d*)  $\delta$  8.48 (s, 1H), 8.39 (d, 1H), 7.94 – 7.87 (m, 3H).  $^{13}\text{C}$  NMR.  $\delta$  158.72, 134.96, 133.43, 130.50, 126.72, 125.90, 112.20, 110.97, 88.63.
- **Compound (3k)**.  $^1\text{H}$  NMR (500 MHz, Chloroform-*d*)  $\delta$  8.42 (d, 2H), 8.10 (d, 2H), 7.91 (s, 1H).  $^{13}\text{C}$  NMR (126 MHz, Chloroform-*d*)  $\delta$  156.85, 135.79, 131.34, 124.68, 112.63, 111.61, 87.59.