

Supporting Information

Hierarchical NiCo₂O₄@CuS Composite Electrode with Enhanced Surface Area for High-Performance Hybrid Supercapacitors

Chandu V. V. Muralee Gopi¹, Dasha Kumar Kulurumotlakatla², KVG Raghavendra³,

Maduru Suneetha*⁴, R. Ramesh*⁵

¹ Department of Electrical Engineering, University of Sharjah, Sharjah, P. O. Box 27272, United Arab Emirates.

² Graduate School of Convergence Science, Pusan National University, San 30 Jangjeon-dong, Geumjeong-gu, Busan 609-735, Republic of Korea.

³ Department of Electrical Engineering, Pusan National University, Busan, Republic of South Korea.

⁴ School of Chemical Engineering, Yeungnam University, 280 Daehak-Ro, Gyeongsan, Gyeongbuk, 38541, Republic of Korea.

⁵ Department of Chemical Engineering, School of Mechanical, Chemical and Materials Engineering, Adama Science and Technology University, POBox1888, Adama, Ethiopia.

* Corresponding authors: msunithachem@gmail.com (M. Suneetha)

ramesh.redrouthu@astu.edu.et (Dr. R. Ramesh)




Fig. S1. SEM images of the bare Ni-foam at various magnifications.

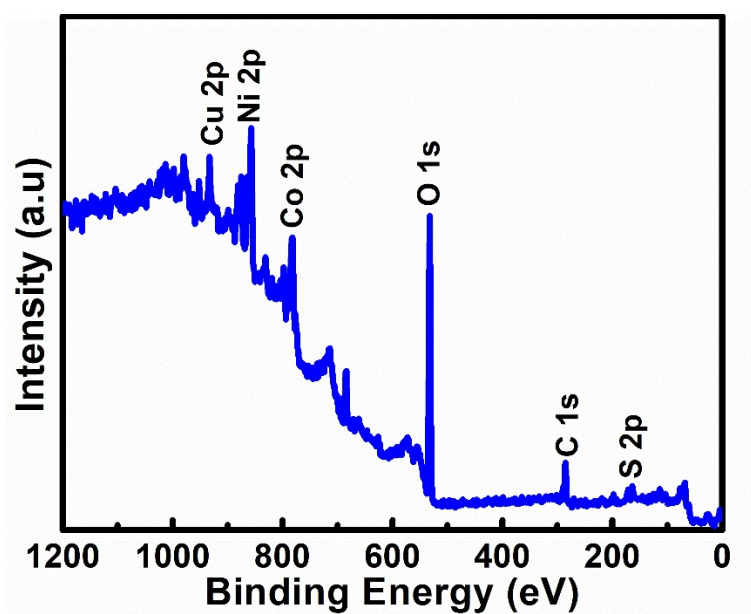


Fig. S2. XPS survey spectra of NiCo₂O₄@CuS composite electrode.

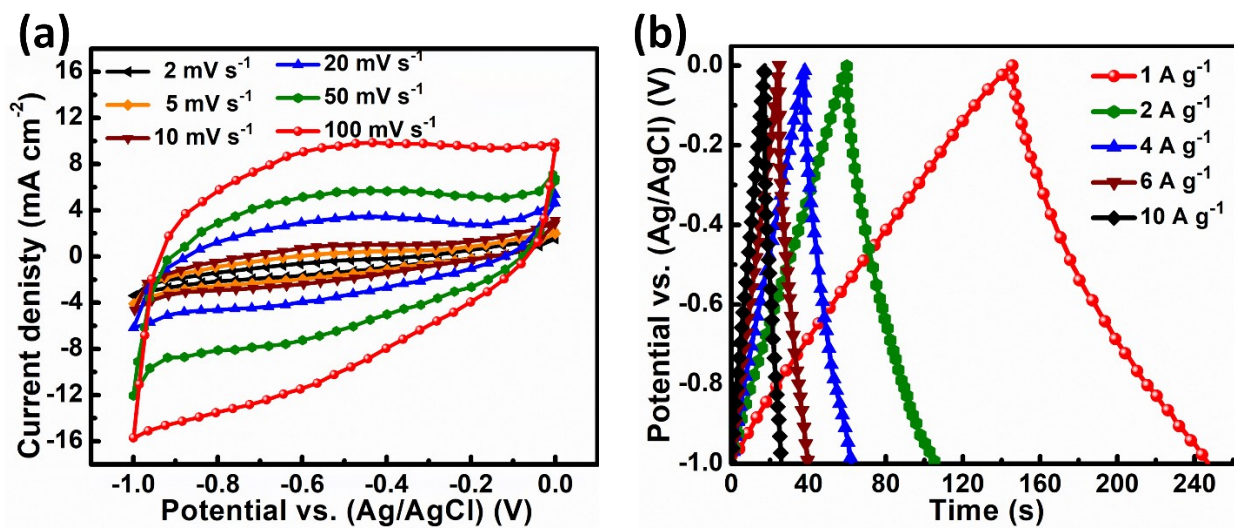


Fig. S3. In a three-electrode configuration (a) CV and (b) GCD plots of Graphene-ink electrode on the surface of Ni foam.