

Supplementary Material (ESI)

Facile Fabrication of Graphitic Carbon Nitride/Polydopamine/Polyurethane Foam as Floating Photocatalyst for Synthetic Dye Remediation

Indra J. Budiarmo^a, Shusaku Fujita^b, Shota Saito^c, Hermawan Judawisastra^c, Kotaro Takeyasu^{d,e}, and Arie Wibowo^{c,f,*}

^aMaster Program in Materials Science and Engineering, Faculty of Mechanical and Aerospace Engineering, Institut Teknologi Bandung, Jl. Ganesha 10, Bandung 40132, West Java, Indonesia.

^bGraduate school of Science and Technology, University of Tsukuba 1-1-1 Tennodai, Tsukuba, Ibaraki, 305-8573, Japan

^cMaterials Science and Engineering Research Group, Faculty of Mechanical and Aerospace Engineering, Institut Teknologi Bandung, Jl. Ganesha 10, Bandung 40132, West Java, Indonesia.

^dFaculty of Pure and Applied Sciences, University of Tsukuba 1-1-1 Tennodai, Tsukuba, Ibaraki 305-8573, Japan.

^eInstitute for Catalysis, Hokkaido University, Kita21, Nishi10, Kita-ku, Sapporo, Hokkaido 001-0021, Japan.

^fResearch Center for Nanoscience and Nanotechnology, Institut Teknologi Bandung, Ganesha 10, Bandung 40132, West Java, Indonesia

E-mail: ariewibowo@itb.ac.id

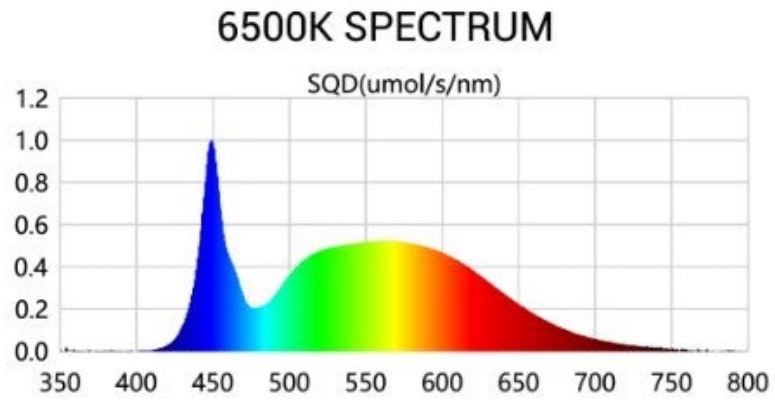


Figure S1. Spectrum of LED light with 6500K color.¹




Figure S2. GCN sink in water




Figure S3. Top and side visual image of (a) PUF, (b) PUF/GCN, (c) PUF/PDA, (d) PUF/PDA/GCN-2, and (e) PUF/PDA/GCN-1.

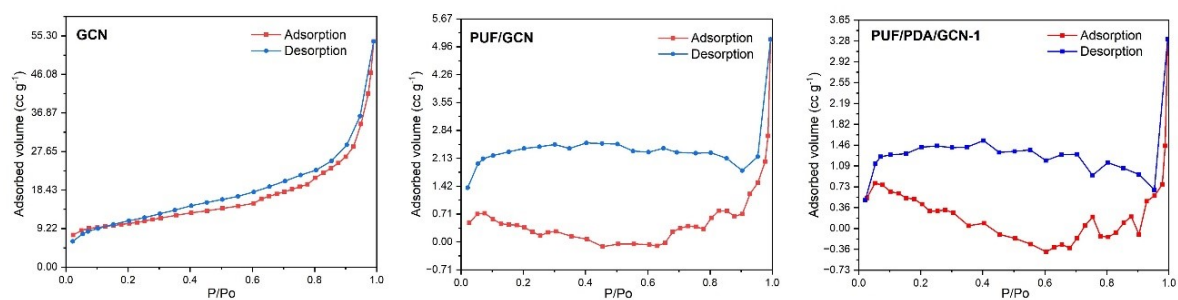


Figure S4. Adsorption-desorption spectra of GCN, PUF/GCN and PUF/PDA/GCN-1

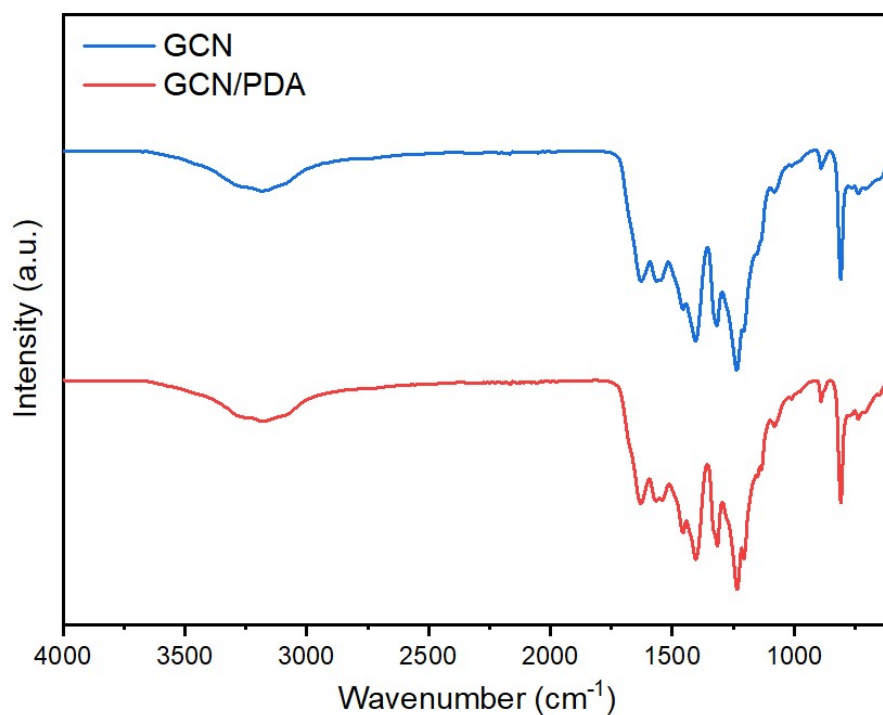


Figure S5. FTIR spectra of GCN and GCN/PDA.

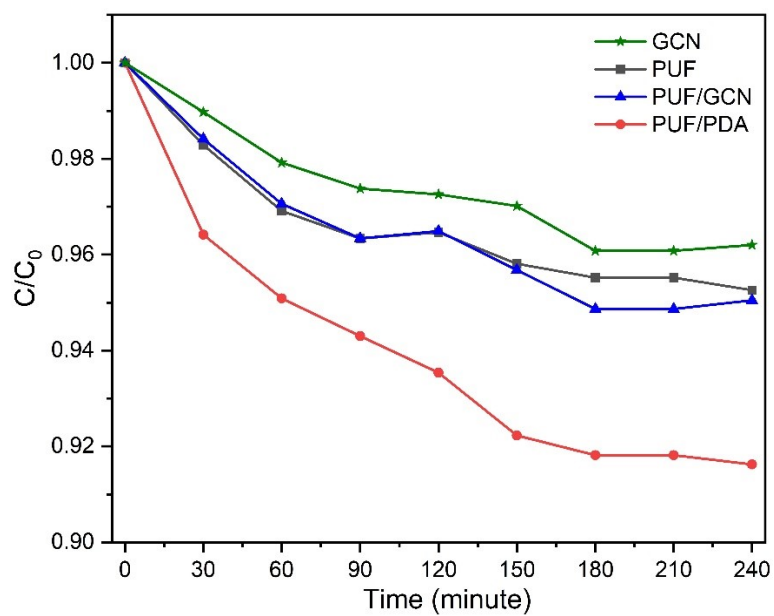


Figure S6. PUF and PUF/PDA adsorption spectra

References

- 1 6500K vs 2700K; what does the kelvin number actually mean? - The 2Hr Aquarist, <https://www.2hraquarist.com/blogs/light-3pillars/k-rating>, (accessed 4 February 2024).