

Supplementary Information

Modulating crystal phase of Zr-based solid acid catalyst to boost synthesis of 9, 9-bis(4-hydroxyphenyl) fluorene

Jingjie Li ^a, Lin Wang ^a, Yanfeng Pu ^{a,*}, Yong Liu ^a, Xiyang Li ^a, Renren Sun ^a, Yahui Xiao ^{a,*}.

^a *School of Energy Science and Technology, Henan University, Zhengzhou 450046, P. R. China*

* Corresponding authors at: School of Energy Science and Technology, Henan University, Zhengzhou 450046, P. R. China.

E-mail addresses: puyf@henu.edu.cn (Y. Pu), yahuixiao1987@163.com (Y. Xiao).

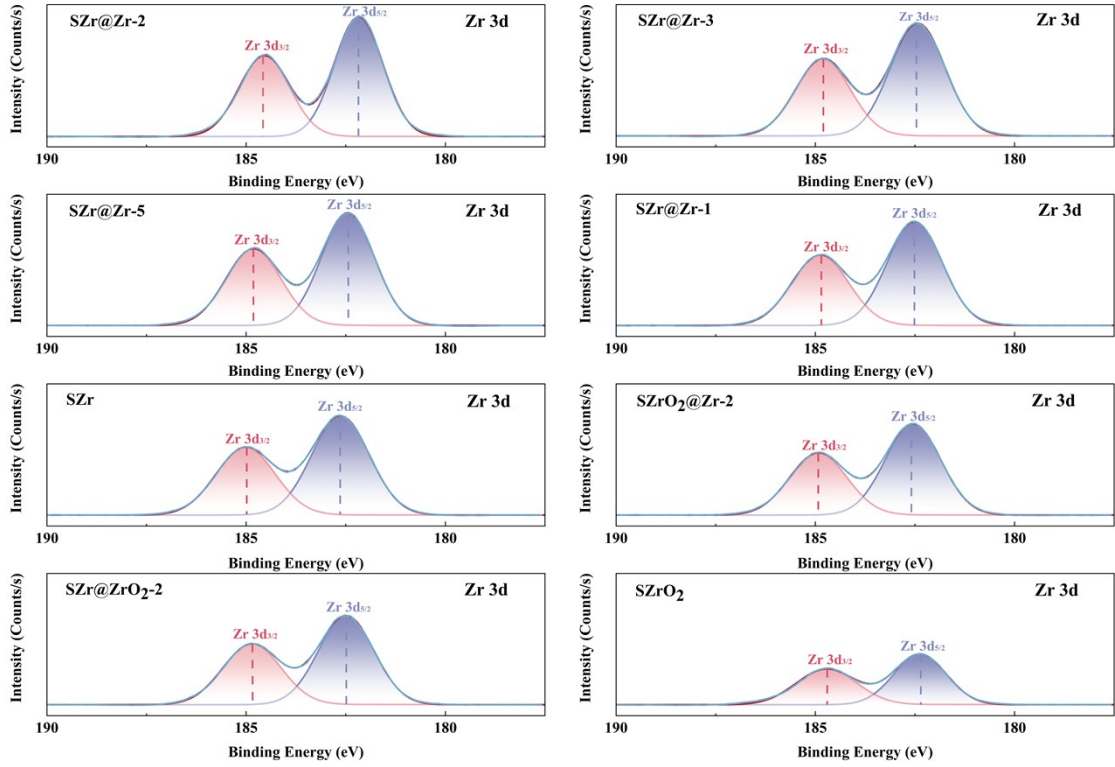


Fig. S1. Zr 3d XPS spectra of catalysts.

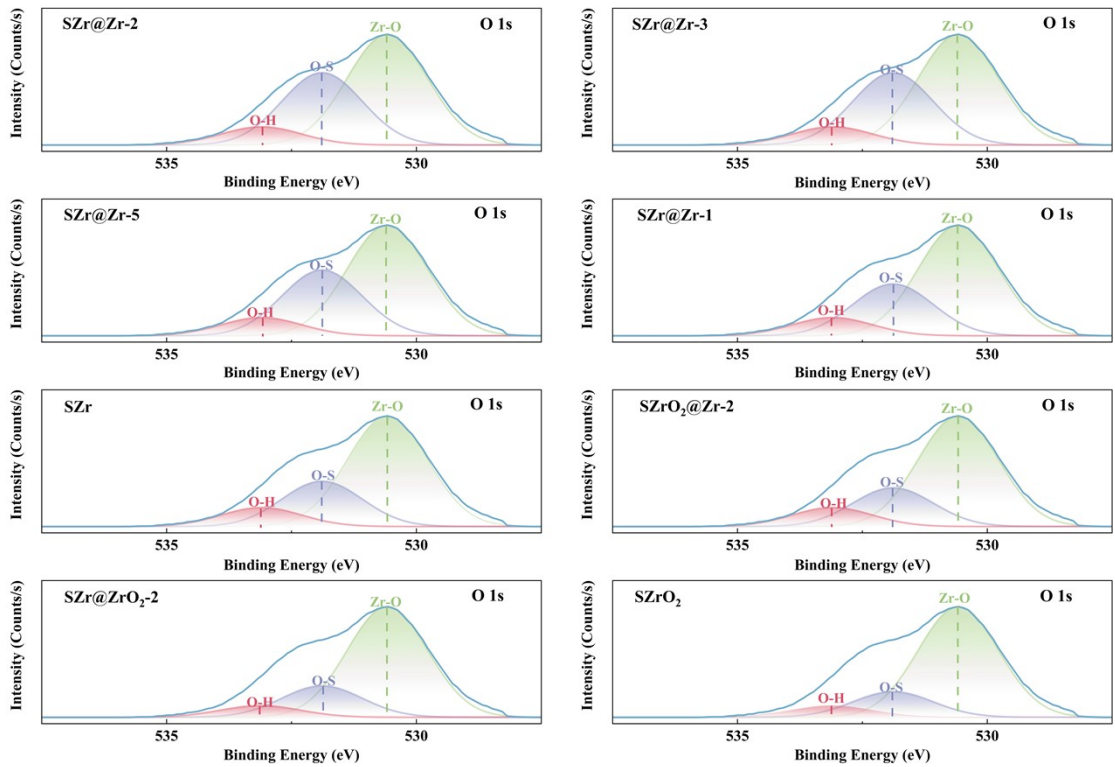


Fig. S2. O 1s XPS spectra of catalysts.

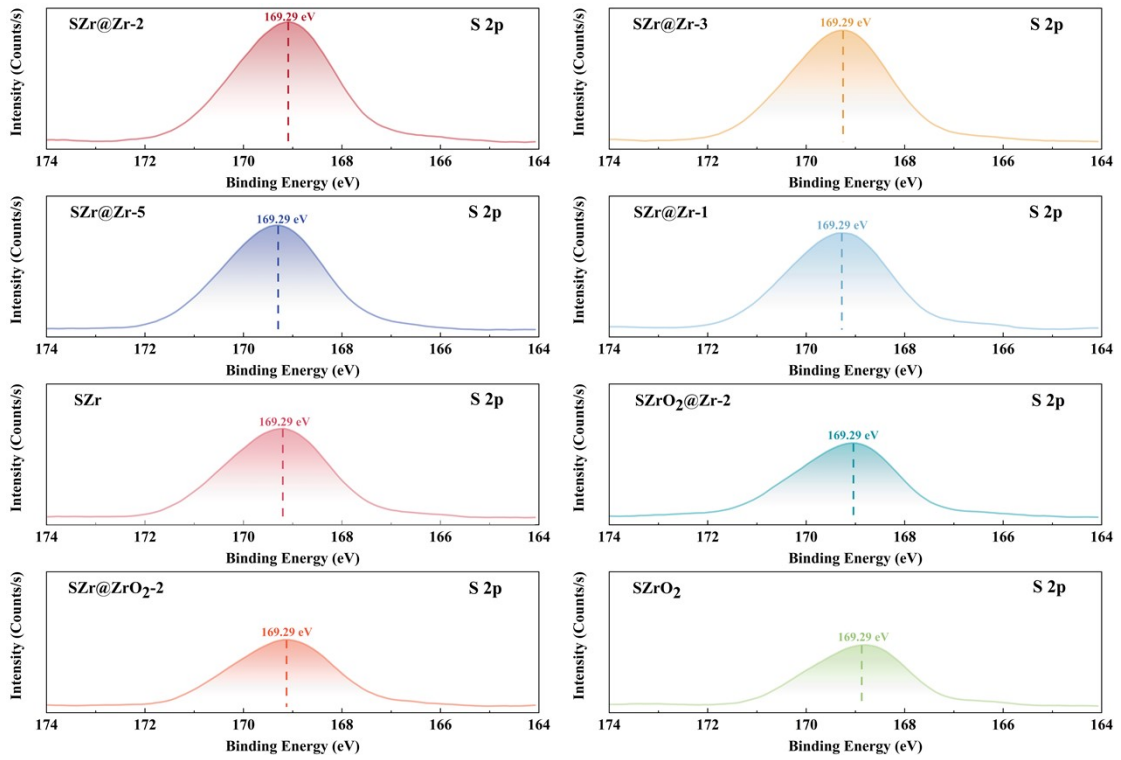
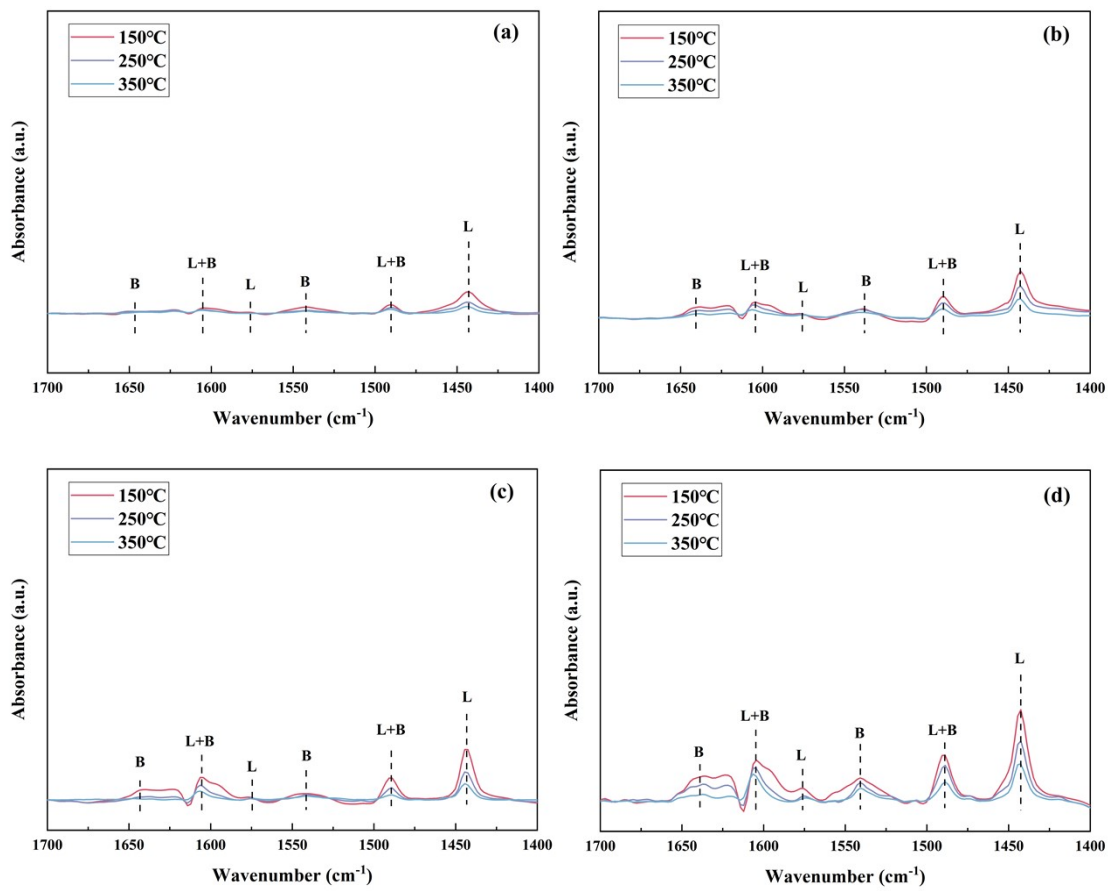


Fig. S3. S 2p XPS spectra of catalysts.



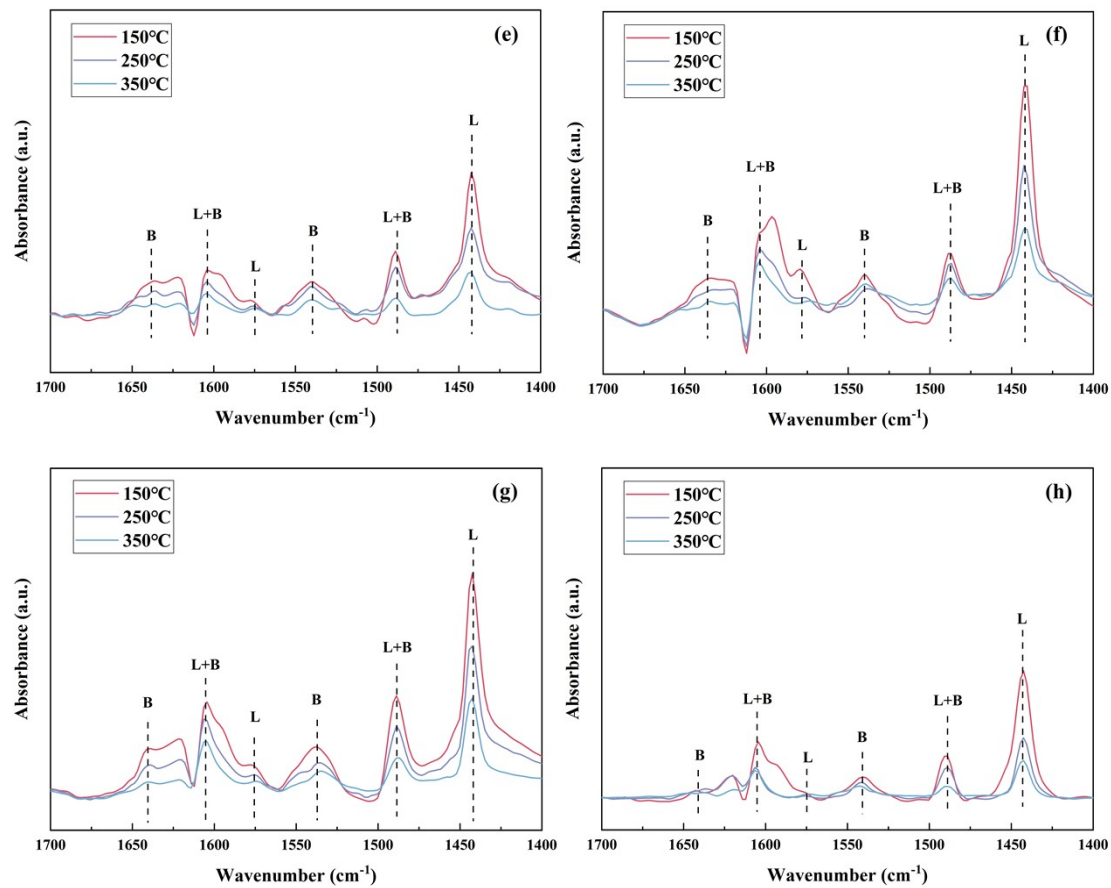


Fig. S4. Py-FTIR spectra of catalysts. (a) SZrO₂; (b) SZr@ZrO₂-2; (c) SZrO₂@Zr-2; (d) SZr; (e) SZr@Zr-1; (f) SZr@Zr-2; (g) SZr@Zr-3; (h) SZr@Zr-5.




Fig. S5. SEM images of catalysts. (a) SZrO₂; (b) SZr@ZrO₂-2; (c) SZrO₂@Zr-2; (d) SZr; (e) SZr@Zr-1; (f) SZr@Zr-2; (g) SZr@Zr-3; (h) SZr@Zr-5.




Fig. S6. TEM images of catalysts. (a) SZrO_2 ; (b) $\text{SZr@ZrO}_2\text{-2}$; (c) $\text{SZrO}_2\text{@Zr-2}$; (d) SZr ; (e) SZr@Zr-1 ; (f) SZr@Zr-2 ; (g) SZr@Zr-3 ; (h) SZr@Zr-5 .