

Effects of Mn Promotion on the Structure and Catalytic Performance of CoMn catalysts for Fisher-Tropsch to Olefin Reactions

Xinxing Wang,^{a, b} Xuan Zhou,^{a, b} Wen Chen,^a Yunlei An,^{a, b} Yuanyuan Dai^{c*} and
Tiejun Lin^{a, b *}

^a CAS Key Laboratory of Low-Carbon Conversion Science and Engineering, Shanghai
Advanced Research Institute, Chinese Academy of Sciences, Shanghai 201203, PR
China

^b University of the Chinese Academy of Sciences, Beijing 100049, PR China

^c Inner Mongolia Erdos Electric Power and Metallurgy Group Co., Ltd., Ordos, Inner
Mongolia 016064, China

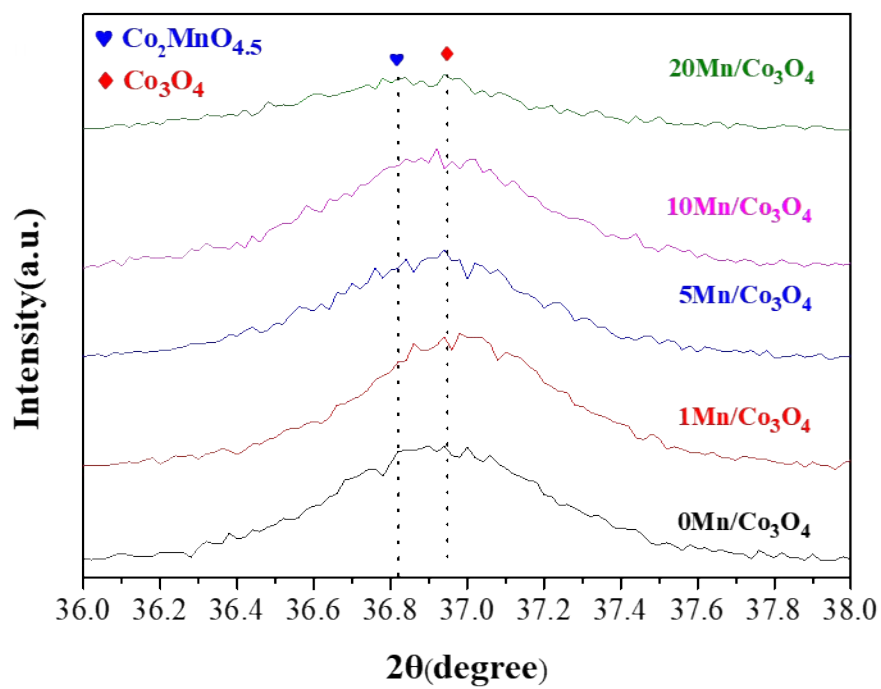


Figure S1. XRD patterns of $x\text{Mn}/\text{Co}_3\text{O}_4$ calcined catalysts

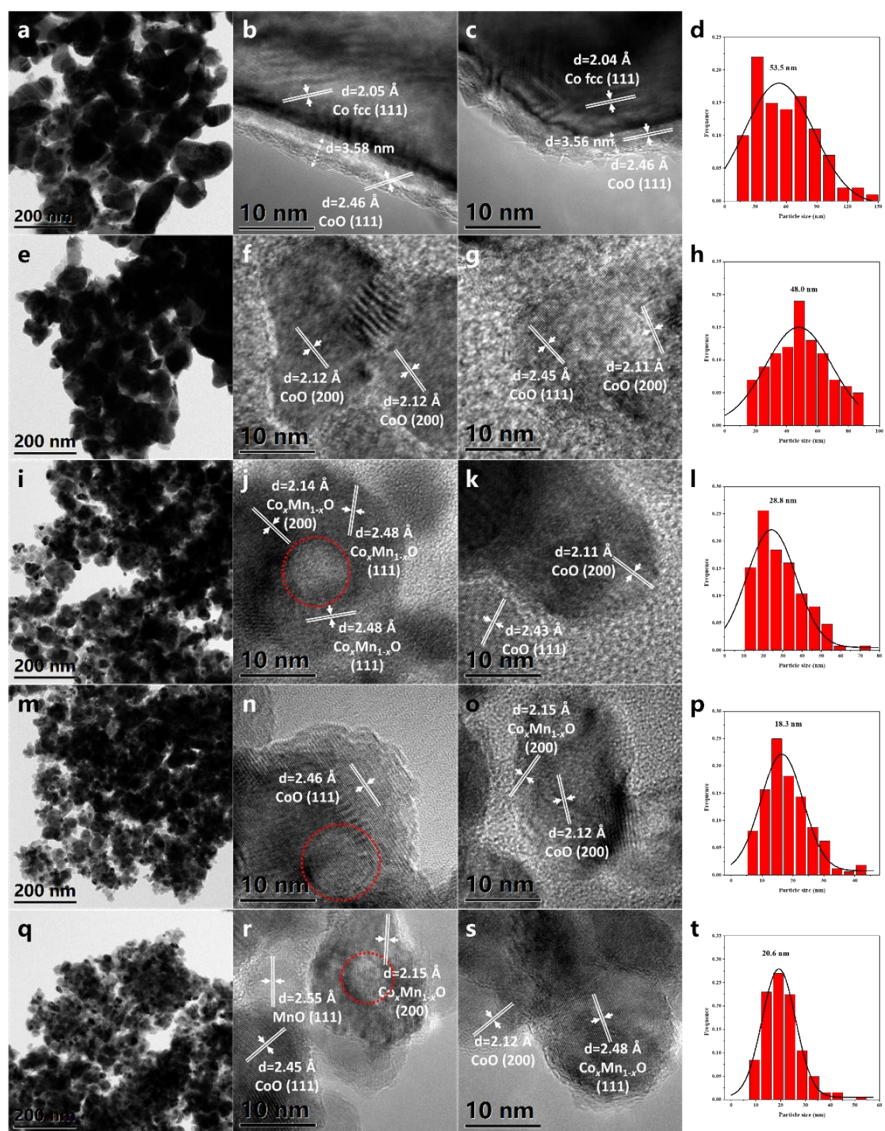


Figure S2. TEM images and particle size distributions of the different reduced $x\text{Mn}/\text{Co}_3\text{O}_4$ catalysts: (a-d) 0Mn/Co₃O₄, (e-h) 1Mn/Co₃O₄, (i-l) 5Mn/Co₃O₄, (m-p) 10Mn/Co₃O₄, (q-t) 20Mn/Co₃O₄




Figure S3. TEM images of the different reaction times of 10Mn/Co₃O₄ catalysts: (a-c) 0 h, (d-f) 5 h, (g-i) 10 h, (j-l) 15 h.

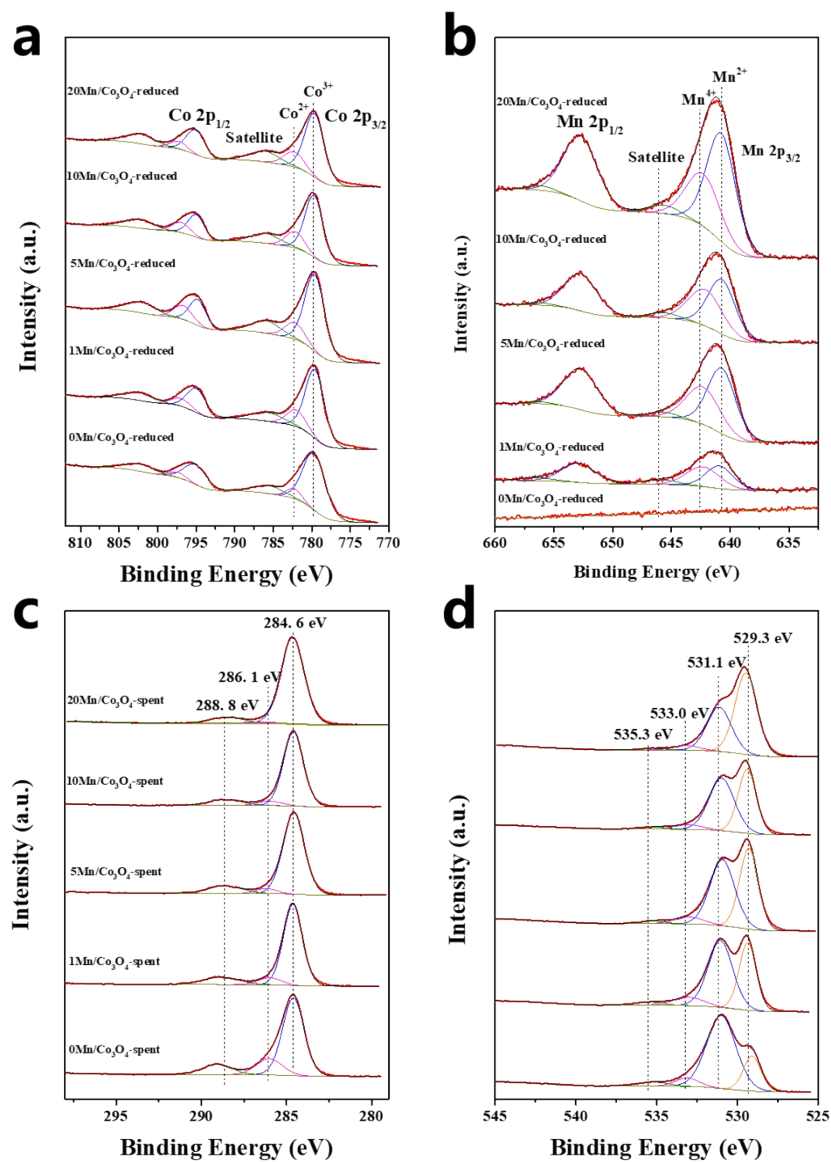


Figure S4. XPS spectra of the different reduced $x\text{Mn}/\text{Co}_3\text{O}_4$ catalysts: (a) Co 2p, (b) Mn 2p, (c) C 1s and (d) O 1s.