

Vat Photopolymerization of Tantalum-Doped $\text{Li}_7\text{La}_3\text{Zr}_2\text{O}_{12}$ Electrolytes: A New Frontier in Solid-State Battery Design

Diwakar Karuppiyah^{a,b}, Dmitrii Komissarenko^a, Tamanna Thakur^a, Nur Sena Yüzbası^a, Frank Clemens^a, Elias Reisacher^c, Pinar Kaya³, James Pikul^b, Gurdial Blugan^{*a}

^aLaboratory for High Performance Ceramics, Empa, Swiss Federal Laboratories for Materials Science and Technology, Überlandstrasse 129, 8600, Dübendorf, Switzerland

^bDepartment of Mechanical Engineering, University of Wisconsin Madison, 53705 USA

^cMaterials Research Institute Aalen (IMFAA), Aalen University of Applied Sciences, Beethovenstraße 1, 73430 Aalen, Germany

Supplementary Information (SI)

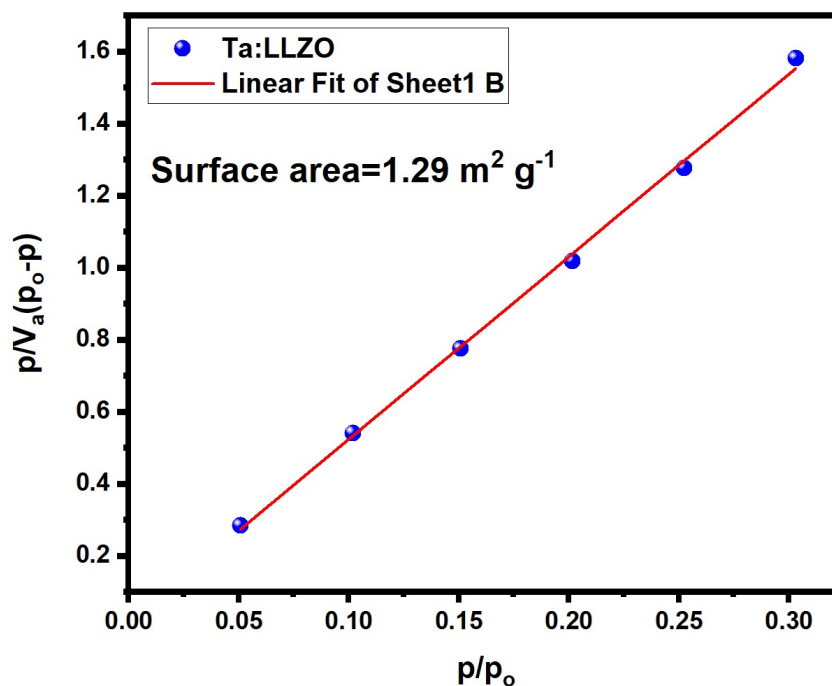


Figure S1: BET plot Ta-LLZO using points collected at the pressure range 0.05 to 0.3

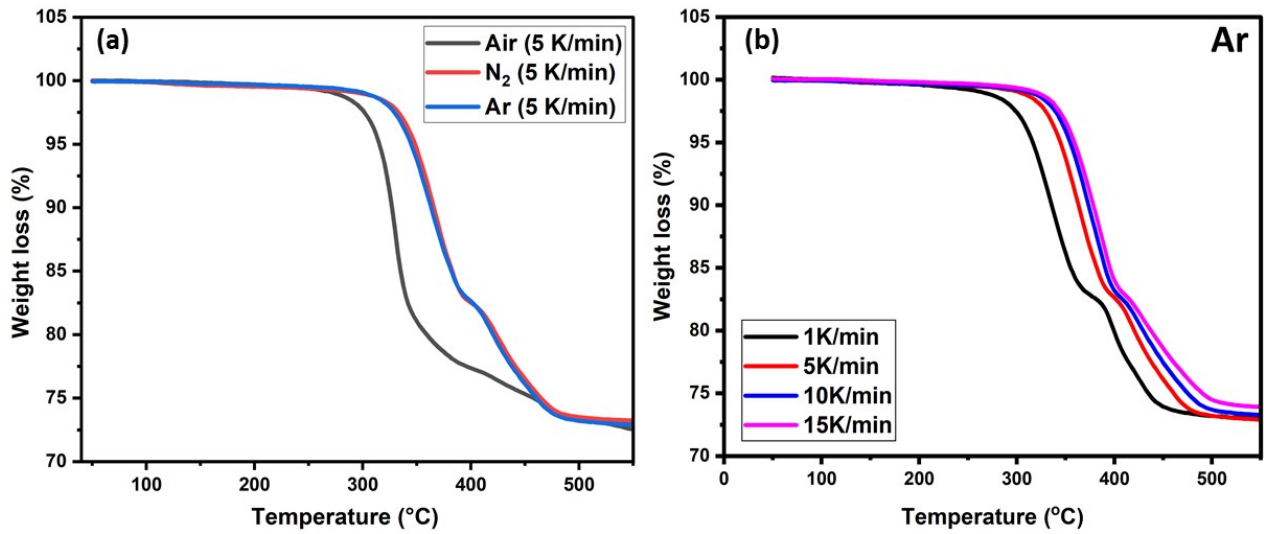


Figure S2: The TGA curves of the green bodies performed in (a) three different atmospheres, namely synthetic air, nitrogen and argon; (b) TGA analysis in argon at different heating rates for kinetic analysis

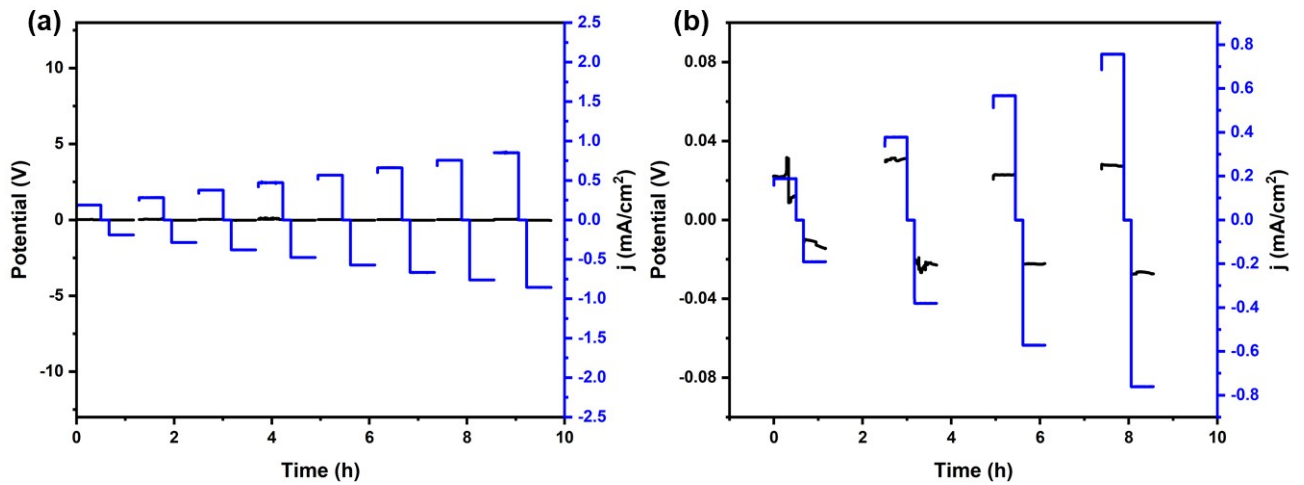


Figure S3: Stepped current density GC for Li/LLZ:Ta/Li cell at 25 °C (The step width for changing current density is 100 $\mu\text{A cm}^{-2}$ with a stack pressure of 3 MPa)