

Supplementary Information

Bottom-up assembly of recyclable van der Waals-integrated photocatalysts towards efficient photoelectrocatalytic degradation

Hua-Jun Chen,^{a,#} Zhao-Ming Lu,^{a,#} Yanling Yang,^{b,,#} Xiao-Lei Shi,^{c,#} Jin-Geng Chen,^b Ze-Nan Hu,^a Biying Zhang,^a Yue-Feng Chen,^b Yu Sun,^b and Zhi-Gang Chen^{c,*}*

^a School of Environment and Chemistry, Henan Provincial Engineering Research Centre for Catalytic Degradation and Energy Conservation, Luoyang Institute of Science and Technology, Luoyang, China.

^b School of Materials Science and Engineering, Shaanxi Key Laboratory of Green Preparation and Functionalization for Inorganic Materials, Shaanxi University of Science and Technology, Xi'an, China.

^c School of Chemistry and Physics, ARC Research Hub in Zero-emission Power Generation for Carbon Neutrality, and Centre for Materials Science, Queensland University of Technology, Brisbane, Queensland, Australia.

The first four authors contributed equally to this work.

Corresponding Authors

Yan-Ling Yang E-mail: yangyanling@sust.edu.cn.

Zhi-Gang Chen E-mail: zhigang.chen@qut.edu.au.

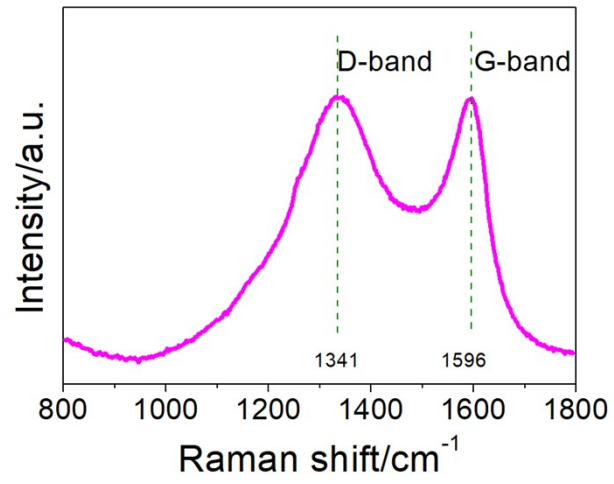


Figure S1. Raman spectra of P25@AC core/shell nanospheres.

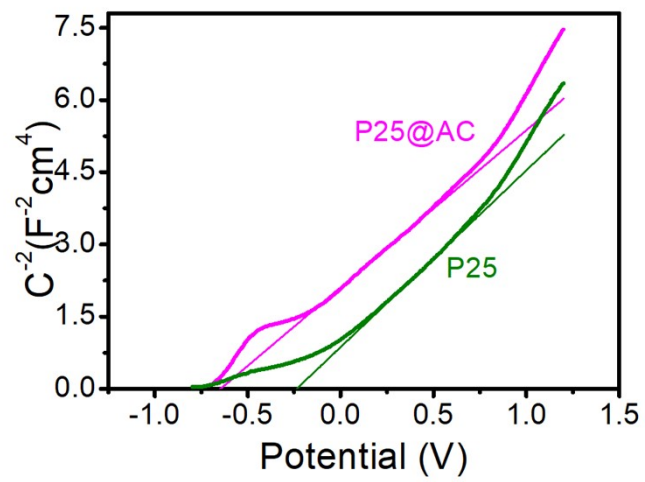


Figure S2. Mott-Schottky plots of P25 and TiO_2 @AC core-shell nanosphere.

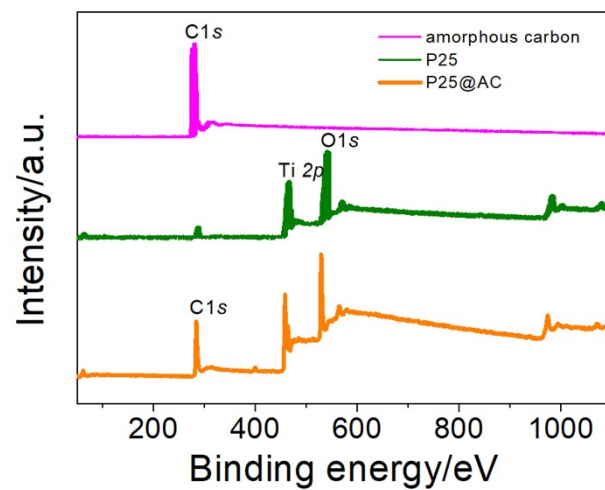


Figure S3. The survey XPS spectrum of amorphous carbon, commercial P25, and P25@AC core-shell nanospheres.

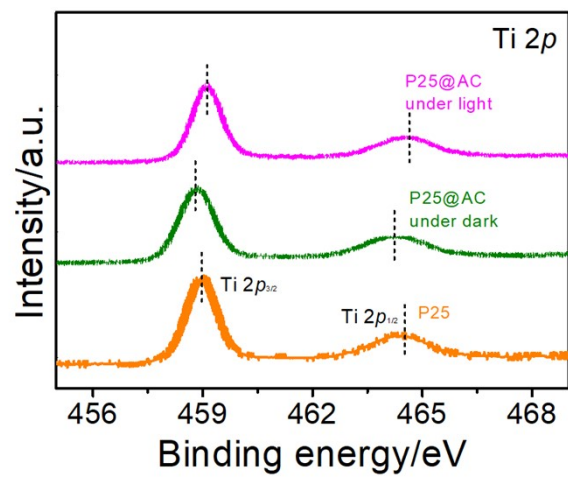


Figure S4. High-resolution XPS spectra of Ti 2p.

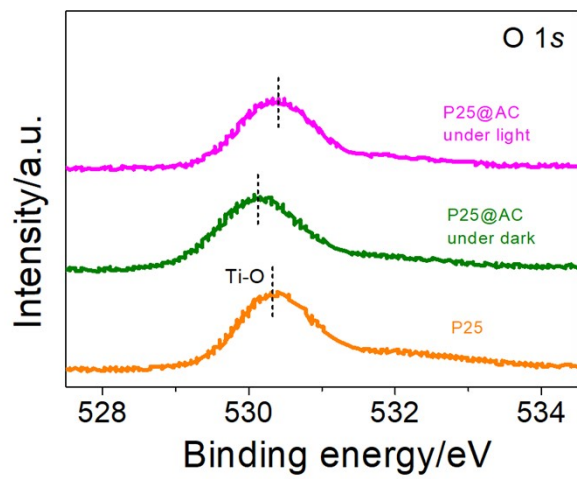


Figure S5. High-resolution XPS spectra of O 1s.

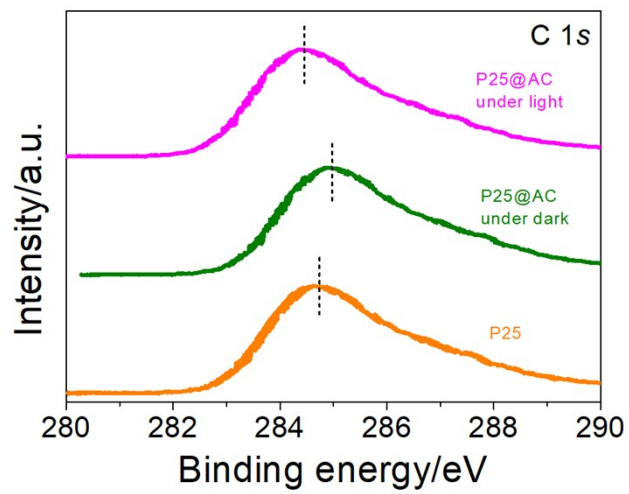


Figure S6. High-resolution XPS spectra of C 1s.