

Supporting Information:

Formation of planar biomimetic membrane with a novel zwitterionic polymer for nanopore sequencing

Xiaowei YANG, Jinfeng YANG, Lai WEI, Yuning ZHANG, Jingnan YANG*, Ming NI*, Yuliang
DONG*

BGI research, Shenzhen 518083, China

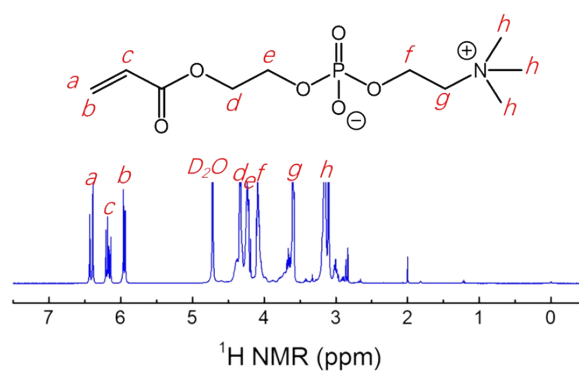


Figure S1. ¹H NMR spectrum of 2-acryloyloxyethyl phosphorylcholine (APC) in D₂O.

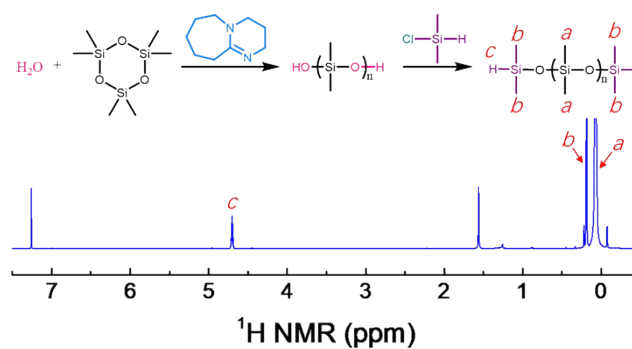


Figure S2. Synthetic route of PDMS end-capped with Si-H bonds and its representative ¹H NMR spectrum in CDCl₃.

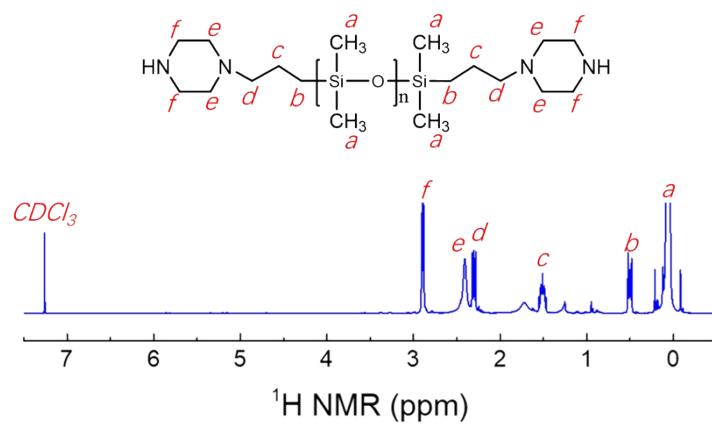


Figure S3. ¹H NMR spectrum of piperazine-terminated PDMS in CDCl₃.