

1 Schwann cell-derived exosomes accelerate periodontal bone

2 regeneration with osteogenesis, angiogenesis, and neurogenesis

3 Ya Cui^{a1}, Xiaojing Li^{a1}, Xiaoya He^a, Xingyu Zhou^a, Xudong Wang^{a*}, Kaili Lin^{a*}, Lixia Mao^{a*}

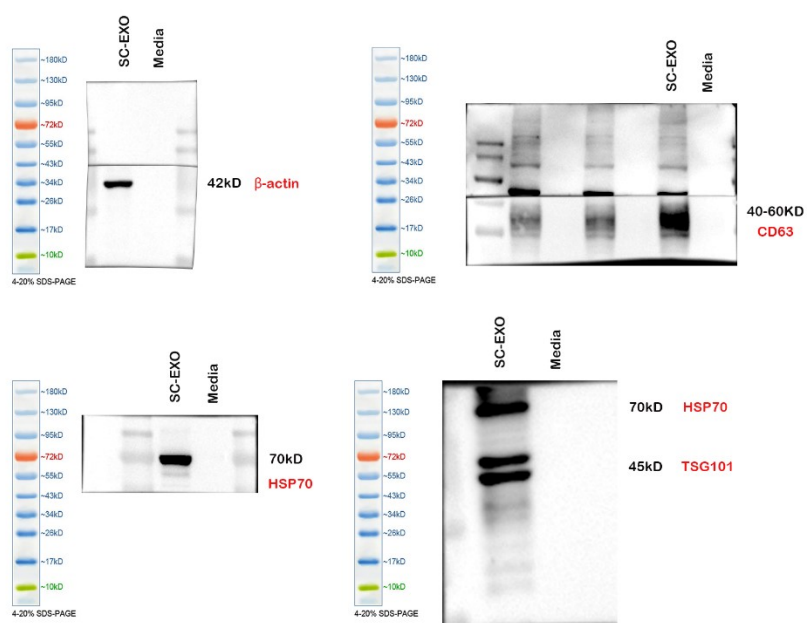
4 ^aDepartment of Oral & Cranio-Maxillofacial Surgery, Shanghai Ninth People's Hospital, Shanghai Jiao Tong

5 University School of Medicine, Shanghai Key Laboratory of Stomatology, Shanghai Research Institute of

6 Stomatology, Shanghai, China

7 Supplemental Materials & Methods

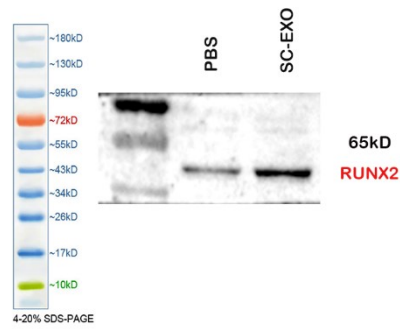
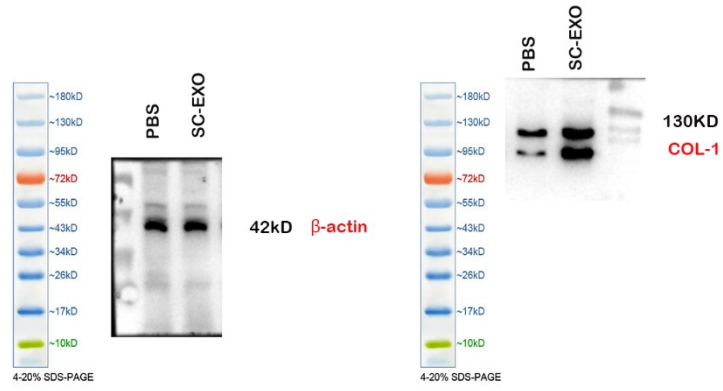
8 **Figure S1.** The raw, unmodified scanning figures of western blot.



9

10

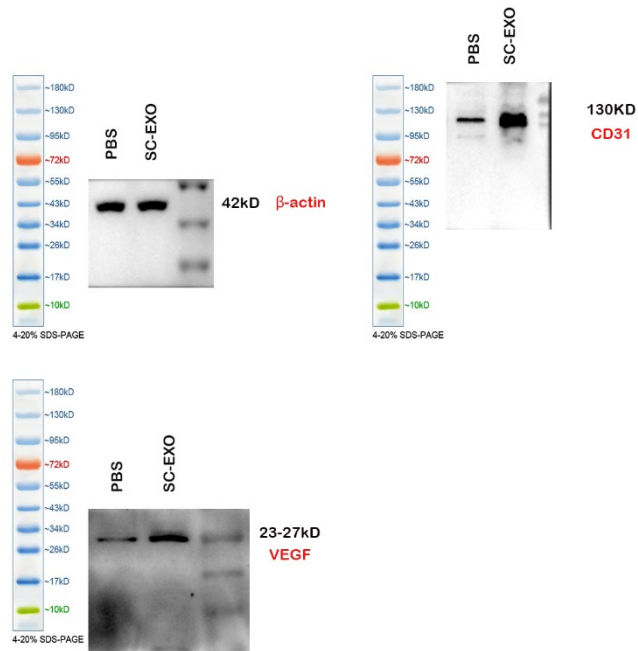
11 **Figure S2.** The raw, unmodified scanning figures of western blot.



12

13

14 **Figure S3.** The raw, unmodified scanning figures of western blot.



15

16 **Appendix Table 1. Primers used in this study**

Gene	Forward and reverse sequences (5'-3')
GAPDH-F	CGCTCTCTGCTCCTCCTGTT
GAPDH-F	CCATGGTGTCTGAGCGATGT
ALP-F	GACCCTTGACCCCCACAAT
ALP-R	GCTCGTACTGCATGTCCCCT
COL1-F (H)	AGAACAGCGTGGCCT
COL1-R (H)	TCCGGTGTGACTCGT
OCN-F (H)	GGCAGCGAGGTAGTGAAGAG
OCN-R (H)	GATGTGGTCAGCCAACCTCGT
RUNX-2-F (H)	GGAGTGGACGAGGCAAGAGTTT
RUNX-2-R (H)	GGAGTGGACGAGGCAAGAGTTT
RANKL-F (H)	GGCTCATGGTTAGATCTGGC
RANKL-R (H)	TGACCAATACTTGGTGCTTCC
OPG-F (H)	TCAAGCAGGAGTGCAATCG
OPG-R (H)	TCAAGCAGGAGTGCAATCG

17 **Appendix Table 2. Antibodies used in this study**

MARKER (SPECIES)	DILUTION	DISTRIBUTOR/SOURCE
Primary antibodies:		
CD63 Rabbit mAb	1:1000	Abcam, London, UK
HSP70 Rabbit mAb	1:1000	Abcam, London, UK
Anti-TSG101 Rabbit mAb	1:1000	Abcam, London, UK

β -actin Mouse mAb (4F2)	1:1000	Abcam, London, UK
COL1A1 Rabbit mAb	1:1000	Abcam, London, UK
RUNX2 Rabbit mAb	1:1000	Cell Signaling, Massachusetts, USA
CD31 Rabbit mAb	1:1000	Abcam, London, UK
VEGF Rabbit mAb	1:1000	Abcam, London, UK
β 3-Tubulin Rabbit mAb	1:500	Abcam, London, UK
CGRP Rabbit mAb	1:500	Abcam, London, UK
Secondary antibodies:		
Anti-mouse IgG HRP-linked Ab	1:1000	Abcam, London, UK
Anti-rabbit IgG HRP-linked Ab	1:1000	Abcam, London, UK
Anti-rabbit IgG (Alexa Fluor™ Plus 647)	1:500	Invitrogen, CA, USA