

Supporting information

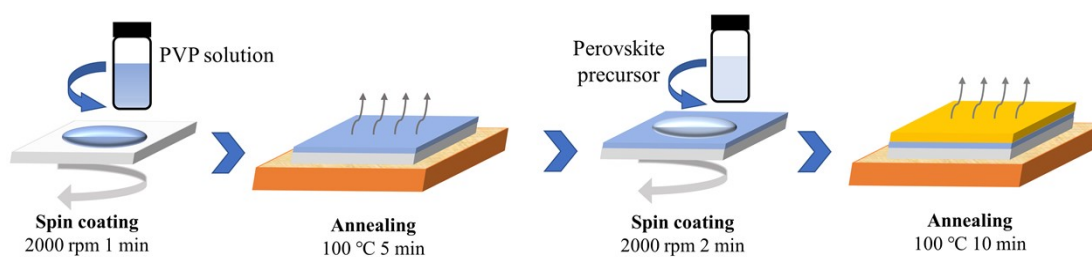


Fig. S1 The schematic diagram of preparing process of perovskite films.

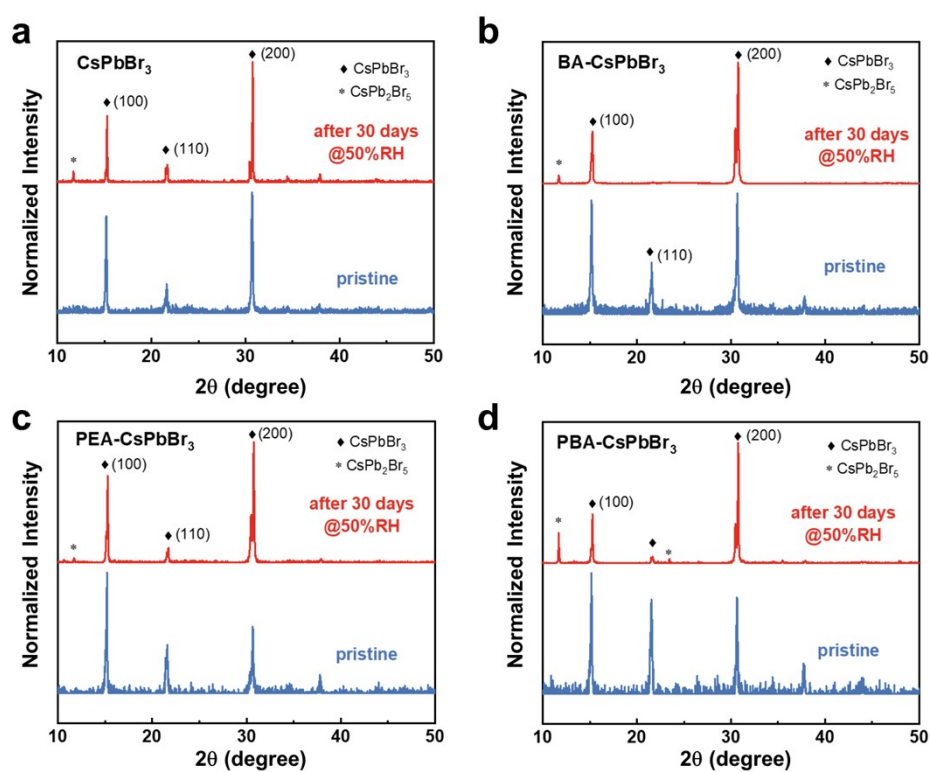


Fig. S2 XRD patterns of CsPbBr₃ films (a), BA-CsPbBr₃ films (b), PEA-CsPbBr₃ films (c) and PBA-CsPbBr₃ films (d) before and after 30 days storage in ambient air (50% RH).

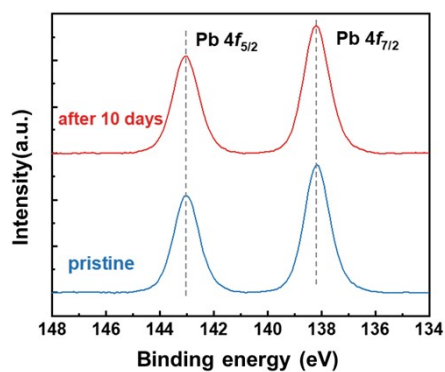


Fig. S3 XPS Pb 4f core level spectra of OA-CsPbBr₃ films before and after storing in ambient air for 10 days. The results show that there is no shift of binding energy in the Pb 4f core level spectra, further confirming the structure stability of OA-CsPbBr₃ films.

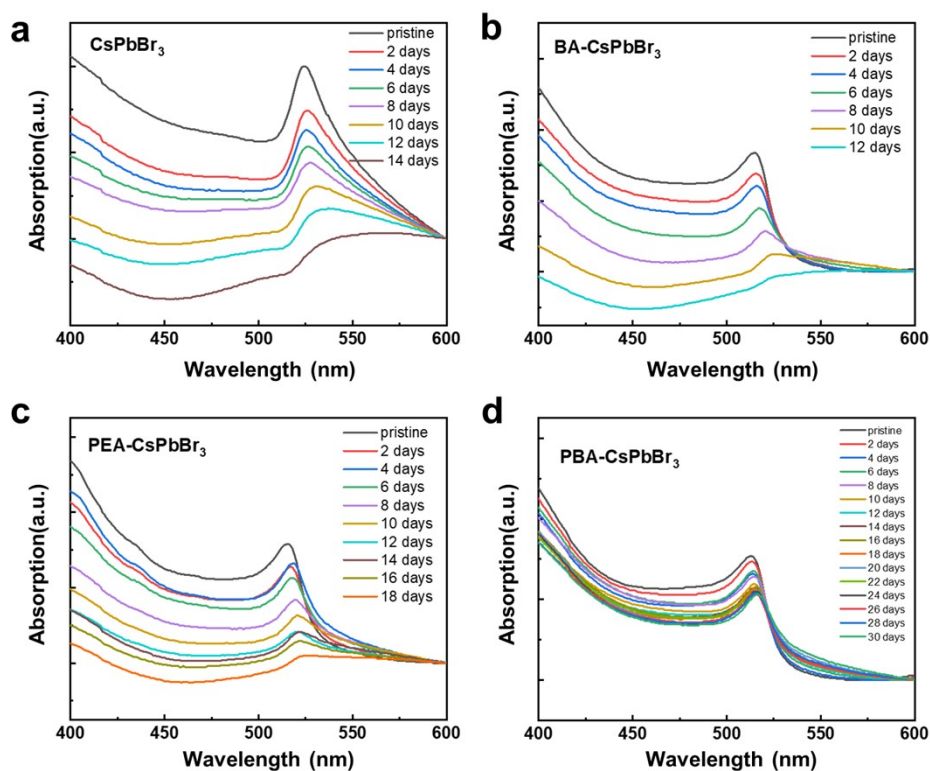


Fig. S4 The evolution of optical absorption spectra in CsPbBr₃ films (a), BA-CsPbBr₃ films (b), PEA-CsPbBr₃ films (c) and PBA-CsPbBr₃ films (d) during long-term storage in ambient air.

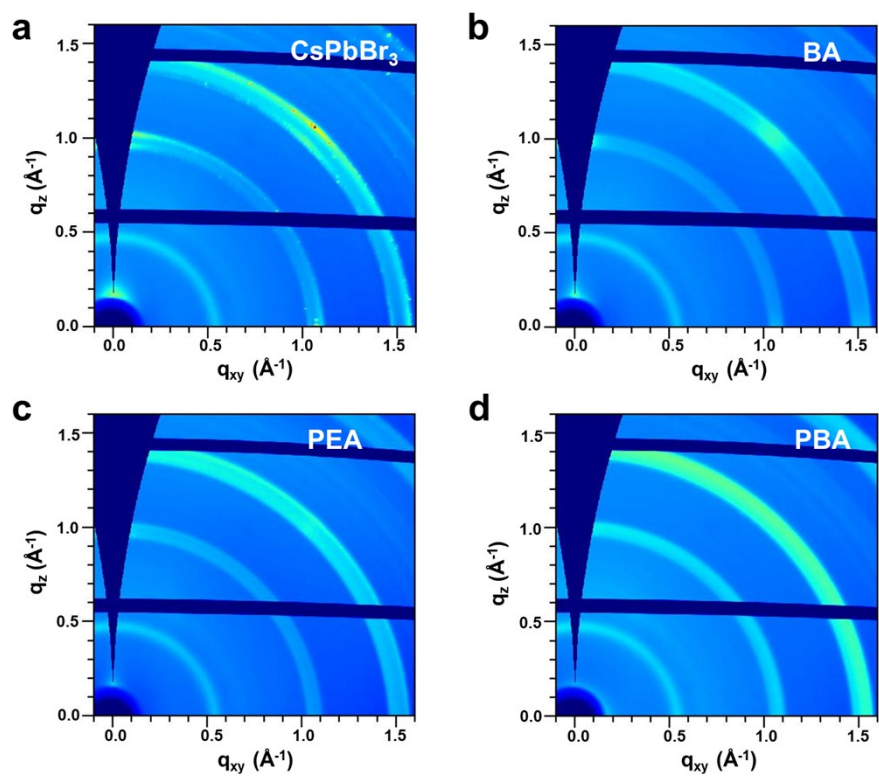


Fig. S5 GIWAXS patterns of CsPbBr₃ film (a), BA-CsPbBr₃ film(b), PEA-CsPbBr₃ film(c) and PBA-CsPbBr₃ film(d).

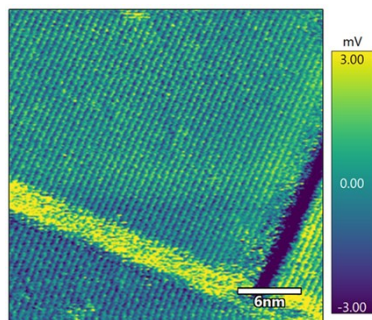


Fig. S6 The lateral force image of OA-CsPbBr₃ film obtained by atomic force microscope.




Fig. S7 The height topography image of OA-CsPbBr₃ film obtained from atomic force microscope. The roughness of surface is estimated as 1.36 nm and the scan area of AFM image is 5 μm × 5 μm

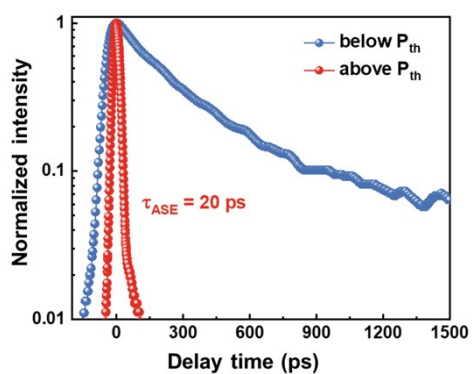


Fig. S8 Time-resolved PL (TRPL) decay transients of OA-CsPbBr₃ film under pump fluences of below and above the threshold.

Table S1 The element contents on the surfaces of the perovskite films

	Cs (atomic%)	Pb(atomic%)	Br(atomic%)	N(atomic%)
CsPbBr ₃	14.44	8.52	33.84	\
BA-CsPbBr ₃	14.96	9.11	36.07	0.05
OA-CsPbBr ₃	13.48	9.58	39.7	0.36
PEA-CsPbBr ₃	16.83	10.81	44.92	0.14
PBA-CsPbBr ₃	8.77	6.94	44.35	0.21

Table S2 ASE performance and stability in ambient air

Perovskites	Threshold ($\mu\text{J}/\text{cm}^2$)	Stability	Method	Reference
CsPbBr ₃ films	11.4	1000 h	One-step spin coating (MAAc)	1
CsPbBr ₃ films	458	2 months	two-step solution method	2
MAPbBr ₃ films	90	6000 h	One-step spin coating (MAAc)	3
PEO-CsPbBr ₃ films	176	10 months	two-step solution method	4
CsPbBr ₃ QDs/PMMA	7.2	>7 days	/	5
MAPbBr ₃ @polymer fibers	19.9	10 days	electrospinning	6
CsPbBr ₃ films	13.7	6 months	One-step spin coating (DMSO)	Our work

- 1 Z. J. Wang, J. Yang, M. H. Li, X. Zeng, M. Y. Pi, Z. Z. Liu, J. Liu, D. K. Zhang, Z. P. Hu and J. Du, *ACS Appl. Mater. Interfaces*, 2022, **14**, 26904-26912.
- 2 R. Q. Liu, W. Chen, L. Liu, Y. N. Lu, W. L. Li, T. L. Fu, X. Liu, X. C. Hang and Z. Y. Sun, *Appl. Phys. Lett.*, 2021, **118**, 251106.
- 3 Z. J. Wang, M. Y. Luo, Y. H. Liu, M. H. Li, M. Y. Pi, J. Yang, Y. H. Chen, Z. Y. Zhang, J. Du, D. K. Zhang, Z. Z. Liu and S. J. Chen, *Small*, 2021, **17**, 2101107.
- 4 K. Tian, Y. N. Lu, R. Q. Liu, X. J. Loh and D. J. Young, *Chempluschem*, 2021, **86**, 1537-1543.
- 5 S. Y. Ning, F. Duan, N. M. Zhang, K. Dai, J. J. He, Z. H. Liu, S. Wang and F. H. Zhang, *Opt. Express*, 2023, **31**, 301-312.
- 6 Z. Wang, H. Y. He, S. Liu, H. Wang, Q. S. Zeng, Z. Liu, Q. H. Xiong and H. J. Fan, *Small*, 2020, **16**, 2004409.