

Supplementary material

Effect of high dielectric BaTiO₃ nanoparticle dimensions on dielectric, electro-optical performance of polymer dispersed liquid crystal films

Wei Wu^{1,2}, Xiaohui Sun^{1,2}, Dong Wang^{1,2}, Haining Qian^{1,2}, Bo Wang^{1,2}, Xiangwei Wang^{1,2}, Xianhui Rong^{1,2*}, Xuyang Zhang^{1,2*}, Guohua Wu^{1,2*}

¹ *College of Materials Science and Chemical Engineering, Harbin Engineering University, Harbin, 150001, Heilongjiang China*

² *Qingdao Innovation and Development Center, Harbin Engineering University, Qingdao 266500, Shandong, China*

* *Corresponding author:*

E-mail: ghwu@hrbeu.edu.cn(Guohua Wu)

E-mail: xuyangz@hrbeu.edu.cn(Xuyang Zhang)

E-mail: rongxianhui63@163.com(Xianhui Rong)

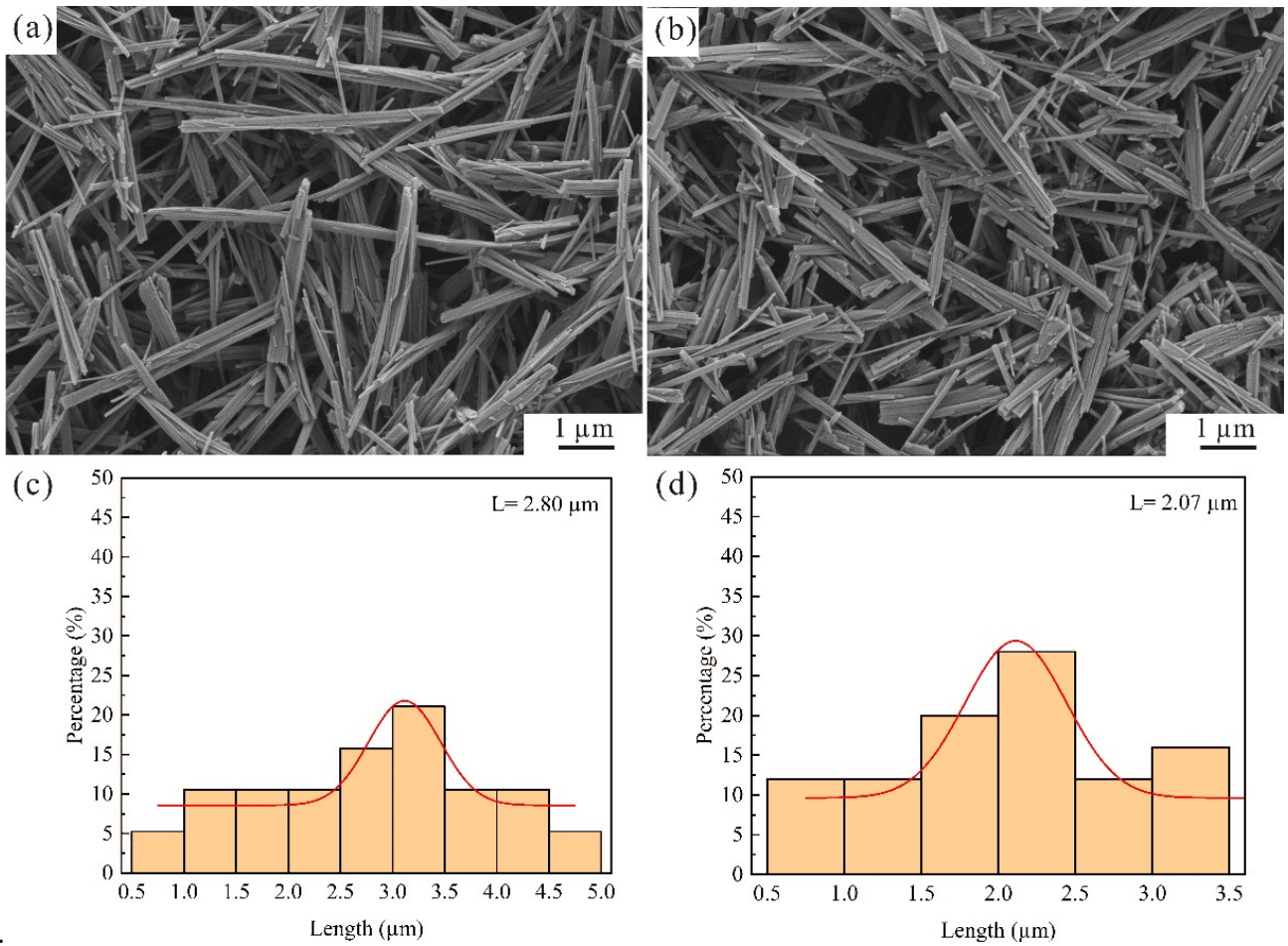


Fig. S1 SEM images of (a) 1-BTO before ultrasonic agitation, (b) 1-BTO after ultrasonic agitation for 1 h. Corresponding length distribution of (c) 1-BTO before ultrasonic agitation, (d) 1-BTO after ultrasonic agitation for 1 h.




Fig. S2 SEM images of the (a) pure PDLC film, (b) 0-BTO-1 film, (c) 0-BTO-2 film, (d) 0-BTO-3 film, (e) 0-BTO-4 film and (f) 0-BTO-5 film.




Fig. S3 SEM images of the (a) pure PDLC film, (b) 1-BTO-1 film, (c) 1-BTO-2 film, (d) 1-BTO-3 film, (e) 1-BTO-4 film and (f) 1-BTO-5 film.




Fig. S4 SEM images of the (a) pure PDLC film, (b) 2-BTO-1 film, (c) 2-BTO-2 film, (d) 2-BTO-3 film, (e) 2-BTO-4 film and (f) 2-BTO-5 film.