

Supplementary information

A Multidimensional Anti-Counterfeiting Dynamic Flexible Label Based on Light/Thermal Responsive CLC Microspheres

Qingxiu Wang,^{a,b} Dong Zhou,^{a,b} Kai Gong,^c Xinpeng Lv,^c Peng Li*^c and Yongjun Liu*^{a,b}

^aKey Laboratory of In-Fiber Integrated Optics of Ministry of Education, College of Physics and Optoelectronic Engineering, Harbin Engineering University, Harbin 150001, China

^bKey Laboratory of Photonic Materials and Devices Physics for Oceanic Applications, Ministry of Industry and Information Technology of China, College of Physics and Optoelectronic Engineering, Harbin Engineering University, Harbin 150001, China

^cCollege of Physics Science and Technology, Heilongjiang University, Harbin 150080, China

Corresponding authors : liuyj@hrbeu.edu.cn, lipenghit@hlju.edu.cn




Figure S1. The photographs depict the bonding of composite hydrogels after PNIPAM precursor solution infiltrated the SA gel layer for 1, 5, and 10 minutes respectively (from left to right). Scale bar: 0.5cm.

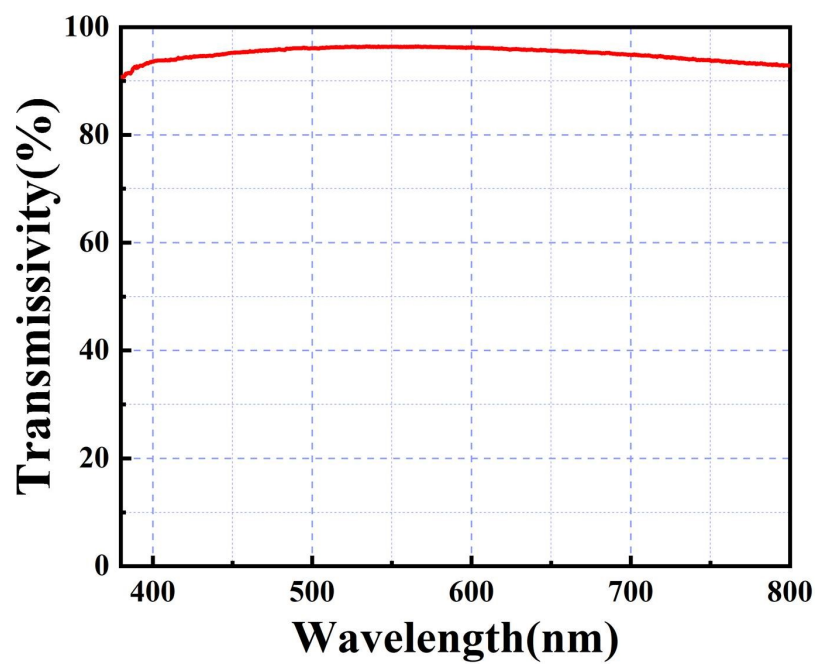


Figure S2. Transmittance of sodium alginate hydrogel layer in the visible light wave band.

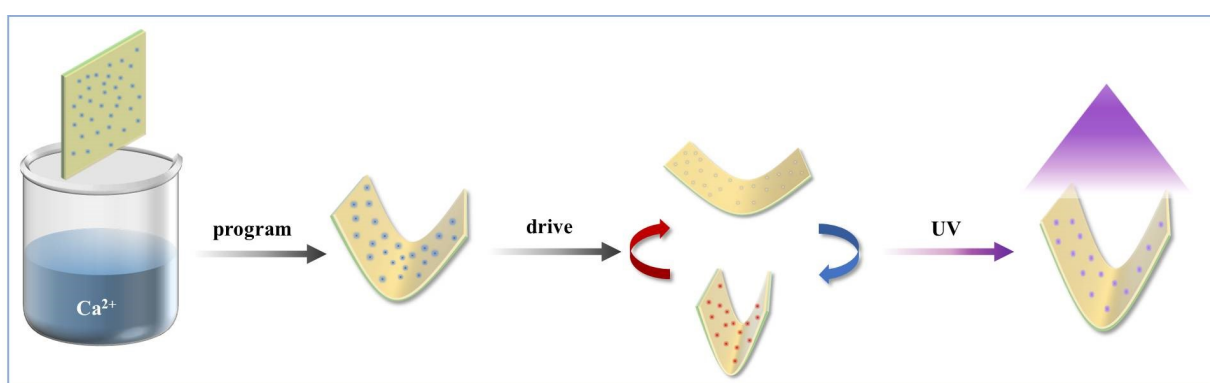


Figure S3. Schematic diagram illustrating the multi-dimensional dynamic responsive memory programming process of composite hydrogels.




Figure S4. Image of multi-dimensional dynamic biomimetic "Manjusaka" with thermal/optical responsiveness.




Figure S5. Image of multi-dimensional dynamic biomimetic " Peach Blossom " with thermal/optical responsiveness. Scale bar: 1cm.