

## Table of Contents

<b>I</b>	<b>General Information</b>	<b>p. S2–S3</b>
<b>II</b>	<b>Experimental Section</b>	<b>p. S4–S22</b>
<b>III</b>	<b>Computational detail</b>	<b>p. S23–S55</b>
<b>IV</b>	<b>X-ray Crystallography</b>	<b>p. S56–S63</b>
<b>V</b>	<b>References</b>	<b>p. S64</b>
<b>VI</b>	<b>Mass spectra</b>	<b>p. S65–S73</b>
<b>VII</b>	<b>NMR spectra</b>	<b>p. S74–S108</b>

## I General Information

### Chemicals

If not otherwise specified, reagents and organic solvents were commercially available from the company Energy (China) and used without further purification. Acetone- $d_6$  and dimethyl sulfoxide-  $d_6$  and  $CD_3CN$  and were purchased from Cambridge Isotope Laboratories. The anions  $[CB_{11}H_{12}]^-$ ,<sup>[1]</sup>  $[12-I-CB_{11}H_{11}]^-$ ,<sup>[2]</sup>  $[12-CH_3-CB_{11}H_{11}]^-$ ,<sup>[3]</sup>  $[1-CH_3-CB_{11}H_{11}]^-$ ,<sup>[4]</sup>  $[1-AcNH-CB_{11}H_{11}]^-$ ,<sup>[5]</sup> were prepared according to the literature.

### Characterization

1) Thin-layer chromatography (TLC) was carried out using silica gel 60, F254 with a thickness of 0.25 mm. Column chromatography was performed on silica gel 60 (200-300 mesh).

2) NMR spectra were recorded on a Bruker AVANCE III 400 spectrometer ( $^1H$  NMR 400.13 MHz,  $^{13}C$  NMR 100.62 MHz,  $^{11}B$  NMR 128.38 MHz) or Bruker AVANCE III 500 spectrometer ( $^1H$  NMR 500.13 MHz,  $^{13}C$  NMR 125.77 MHz,  $^{11}B$  NMR 160.46 MHz) at 23°C. Data are reported as follows: Chemical shift in ppm, multiplicity (s = singlet, d = doublet, t = triplet, q = quartet, m = multiplet, dd = doublet of doublets, etc.), coupling constant  $J$  in Hz, integration and interpretation (where applicable). Signals were referenced against solvent peaks ( $^1H$ : residual  $CHD_2C(O)CD_3$  = 2.05 ppm,  $CHD_2CN$  = 1.94 ppm,  $^{13}C\{^1H\}$ :  $CD_3C(O)CD_3$  = 29.84 ppm,  $CD_3CN$  = 1.32 ppm).  $^{11}B$  and  $^{11}B\{^1H\}$  NMR spectra were calibrated against external  $BF_3 \cdot Et_2O$  = 0 ppm ( $BF_3 \cdot Et_2O$  capillary in  $C_6D_6$ ).

Baseline correction for  $^{11}B$  and  $^{11}B\{^1H\}$  NMR spectra was carried out using the baseline correction function of the software TopSpin 4.3.0. (The NMR tube is quartz)

3) Low-resolution ESI-MS data were recorded on an Advion Expression CMS instrument, and high-resolution MS data were recorded using a Agilent 6545 Q-TOF MS instrument. The plots with a large  $m/z$  range demonstrate bulk purity. The zoomed-in plots show the observed isotopic pattern from the HRMS measurements.

The degree of substitution and bulk purity after purification could reliably be verified by full-range(-)-ESI-mass spectrometry because the products have a single negative charge and exhibit very little fragmentation.

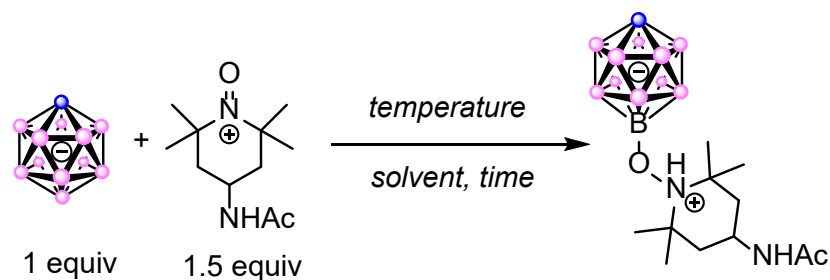
4) Single-crystal X-ray diffraction studies were performed on a Bruker D8 Venture instrument using MoK- $\alpha$  radiation.

5) Microwave reaction were performed on a CEM-Discover SP, focused single-mode microwave synthesizer.

6) Melting point was measured using the automated Optimelt melting point apparatus (USA).

## II Experimental Section

Table S1 Optimization of reaction conditions.



Entry	T(°C)	Time (min)	Solvent <sup>b</sup>	Result <sup>c</sup>
1	60	30	MeCN	46%
2	60	60	MeCN	72%
3	60	120	MeCN	80%
4	60	180	MeCN	93%
5	80	30	MeCN	90%
6	80	60	MeCN	92%
7	80	180	MeCN	98%
8	80	180	CH <sub>3</sub> OH	58%
9	80	180	DMF	11%
10	80	180	THF	84%
11	80	180	Acetone	23%
12	80	180	1,4-Dioxane	99%
13	80	180	DMSO	0%

<sup>a</sup>Reactions were conducted on a 0.18 mmol (50 mg) scale in 2 mL of solvent in a sealed vial under air; <sup>b</sup>MeCN = acetonitrile, DMF = dimethylformamide, THF = tetrahydrofuran, DMSO = dimethyl sulfoxide; <sup>c</sup>Results primarily based on NMR and ESI-MS; 1.5 equivalents of commercial agent [AcNH-TEMPO][BF<sub>4</sub>].



### Synthesis of 2.

In a 10 ml vial, [Cs][CB<sub>11</sub>H<sub>12</sub>] (0.36 mmol, 100 mg), 4-acetylamino-2,2,6,6-tetramethylpiperidine-1-oxoammonium tetrafluoroborate (0.54 mmol, 162 mg) were dissolved in 1, 4-dioxane (2 ml). The resulting mixture was stirred at 80 °C for 3 h until ESI-MS analysis showed no remaining [Cs][CB<sub>11</sub>H<sub>12</sub>]. After reaction, the mixture was concentrated on a rotary evaporator (H<sub>2</sub>O bath, 40 °C), most of the 1, 4-dioxane was removed. An aqueous solution of HCl (5 ml, 1 M) was added to the remaining solution, and white precipitate formed immediately. The precipitate was then collected by filtration through a fritted glass funnel (F porosity). The solid on the glass frit was washed with deionized water (3 x 5 mL, the crude product remained undissolved). The product was dried under vacuum at room temperature for 12 h to afford **2** as a white solid (124.9 mg, 97.5 %).

### Synthesis of 3a.

In a 10 ml vial, [Cs][1-CH<sub>3</sub>-CB<sub>11</sub>H<sub>11</sub>] (0.35 mmol, 100 mg), 4-acetylamino-2,2,6,6-tetramethylpiperidine-1-oxoammonium tetrafluoroborate (0.53 mmol, 158 mg) were dissolved in 1, 4-dioxane (2 ml). The resulting mixture was stirred at 80 °C for 3 h until ESI-MS analysis showed no remaining [Cs][1-CH<sub>3</sub>-CB<sub>11</sub>H<sub>11</sub>]. After reaction, the mixture was concentrated on a rotary evaporator (H<sub>2</sub>O bath, 40 °C), most of the 1, 4-dioxane was removed. An aqueous solution of HCl (5 ml, 1 M) was added to the remaining solution, and white precipitate formed immediately. The precipitate was then collected by filtration through a fritted glass funnel (F porosity). The solid on the glass frit was washed with deionized water (3 x 5 mL, the crude product remained undissolved). The product was dried under vacuum at room temperature for 12 h to afford **3a** as a white solid (93 mg, 72 %).

### Synthesis of 3b.

In a 10 ml vial, [Cs][12-CH<sub>3</sub>-CB<sub>11</sub>H<sub>11</sub>] (0.35 mmol, 100 mg), 4-acetylamino-2,2,6,6-tetramethylpiperidine-1-oxoammonium tetrafluoroborate (0.53 mmol, 158 mg) were dissolved in 1, 4-dioxane (2 ml). The resulting mixture was stirred at 80 °C for 3 h until ESI-MS analysis showed no remaining [Cs][12-CH<sub>3</sub>-CB<sub>11</sub>H<sub>11</sub>]. After cooling to room temperature, H<sub>2</sub>O (2 mL) and NaOH solution (1 M in H<sub>2</sub>O, 1 mL) was added and the resulting solution was stirred for 5 min at 25 °C. The organic solvent was removed on a rotary evaporator (H<sub>2</sub>O bath, 40 °C). Et<sub>4</sub>NBr solution (1M in H<sub>2</sub>O, 1 mL) was added and the white precipitate formed immediately. The precipitate was then collected by filtration through a fritted glass funnel (F porosity), The solid on the glass frit was washed with deionized water (3 x 5 mL, the crude product remained undissolved). The product was dried under vacuum at 60 °C for 12 h to afford **3b** as a white solid (148 mg, 85%).

### **General procedure: synthesis of compound 4a, 4b, 4d and 4e.**

In a 10 ml vial, [Cs][CB<sub>11</sub>H<sub>12</sub>] (0.36 mmol, 100 mg), nitroxide radicals (0.9 mmol) and trifluoromethanesulfonic acid (0.9 mmol, 135 mg) were dissolved in 1, 4-dioxane (2 mL). The resulting mixture was stirred at 80 °C for 24 h until ESI-MS analysis showed no remaining [Cs][CB<sub>11</sub>H<sub>12</sub>]. After reaction, the mixture was concentrated on a rotary evaporator (H<sub>2</sub>O bath, 40 °C), most of the 1, 4-dioxane was removed. Added deionized water (5 ml) to the remaining solution, and white precipitate formed immediately. The precipitate was then collected by filtration through a fritted glass funnel (F porosity), the solid on the glass frit was washed with deionized water (3 x 5 mL, the crude product remained undissolved). The product was dried under vacuum at 60 °C for 12 h.

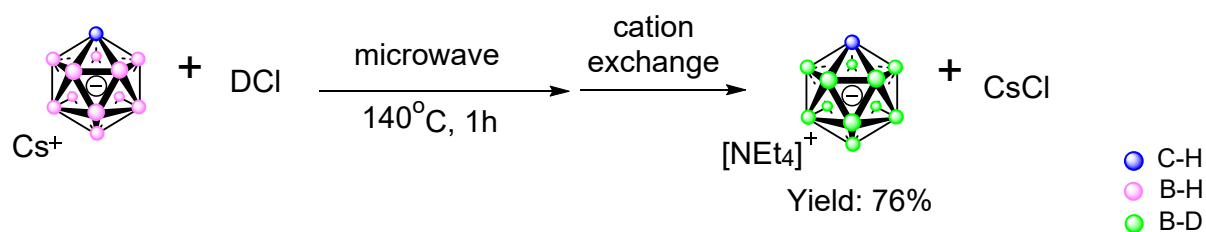
### **Synthesis of compound [Et<sub>4</sub>N]•4c**

The counter cation exchange to tetraethylammonium was carried out as follows:

In a 10 ml vial, [Cs] [CB<sub>11</sub>H<sub>12</sub>] (0.36 mmol, 100 mg), nitroxide radicals (0.9 mmol) and trifluoromethanesulfonic acid (0.9 mmol, 135 mg) were dissolved in 1, 4-dioxane (2 mL). The resulting mixture was stirred at 80 °C for 24 h until ESI-MS analysis showed no remaining [Cs][CB<sub>11</sub>H<sub>12</sub>]. After cooling to room temperature, H<sub>2</sub>O (2 mL) and NaOH solution (1 M in H<sub>2</sub>O, 1 mL) was added and the resulting solution was stirred for 5 min at 25 °C. The organic solvent was removed on a rotary evaporator (H<sub>2</sub>O bath, 40 °C). Et<sub>4</sub>NBr solution (1M in H<sub>2</sub>O, 1 mL) was added and the white precipitate formed immediately. The precipitate was then collected by filtration through a fritted glass funnel (F porosity), The solid on the glass frit was washed with deionized water (3 x 5 mL, the crude product remained undissolved). The product was dried under vacuum at 60 °C for 12 h.

## Synthesis of deuterated [Cs][CB<sub>11</sub>H<sub>12</sub>]

In a 10 mL microwave reaction tube, [Cs][CB<sub>11</sub>H<sub>12</sub>](0.36 mmol, 100 mg) was dissolved in 3 mL D<sub>2</sub>O, followed by addition of DCl (2.3 mL, 20 wt.% in D<sub>2</sub>O). The tube was treated in the microwave reactor at 140°C for 40 min. After cooling to room temperature, 2 mL of aqueous Et<sub>4</sub>NBr solution (0.4 M) was added into the tube, and white precipitate formed immediately. The generated precipitate was collected by filtration through a fritted glass funnel (F porosity). The solid on the glass frit was washed with deionized water (3 x 5 mL). The product was dried under vacuum at 60°C for 12 h. The product was confirmed by <sup>1</sup>H{<sup>11</sup>B}, <sup>11</sup>B, <sup>13</sup>C{<sup>1</sup>H} NMR, and HRMS.



## Mechanistic study

### 1. The reaction of [AcNH-TEMPO][BF<sub>4</sub>] with different boron clusters.

Na<sub>2</sub>B<sub>12</sub>H<sub>12</sub>, *o*-C<sub>2</sub>B<sub>10</sub>H<sub>12</sub>, *m*-C<sub>2</sub>B<sub>10</sub>H<sub>12</sub>, and *p*-C<sub>2</sub>B<sub>10</sub>H<sub>12</sub> (0.36 mmol each) were used as substitutes for [CB<sub>11</sub>H<sub>12</sub>]<sup>-</sup>, and reacted separately with 4-acetylamino-2,2,6,6-tetramethylpiperidine-1-oxoammonium tetrafluoroborate (0.54 mmol) in 2 mL of 1,4-dioxane. The resulting mixtures were stirred at 80°C for 3 hours and the outcome was assessed by <sup>11</sup>B and <sup>11</sup>B{<sup>1</sup>H} NMR spectra. When the three kind of {C<sub>2</sub>B<sub>10</sub>} boron clusters were used as the starting material, the NMR spectra remain unchanged before and after the reaction. However, as the Na<sub>2</sub>B<sub>12</sub>H<sub>12</sub> was used, we could see multi substituted mixture formed according to the NMR spectra. The experiment results obtained above show good agreement with the DFT calculation values.

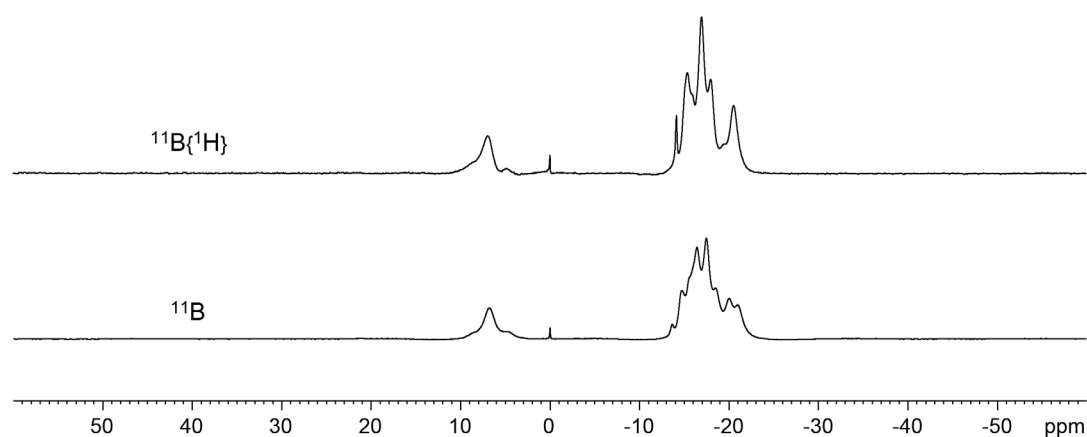


Figure S1. The <sup>11</sup>B and <sup>11</sup>B{<sup>1</sup>H} NMR spectra of reaction mixture of NaB<sub>12</sub>H<sub>12</sub> with [AcNH-TEMPO][BF<sub>4</sub>] in C<sub>6</sub>D<sub>6</sub>.

### 2. Reactivity comparison experiments with different substituents of [CB<sub>11</sub>H<sub>12</sub>]<sup>-</sup> anion

12-I-CB<sub>11</sub>H<sub>12</sub>, 12-CH<sub>3</sub>-CB<sub>11</sub>H<sub>12</sub>, 1-CH<sub>3</sub>-CB<sub>11</sub>H<sub>12</sub> and 1-AcNH-CB<sub>11</sub>H<sub>12</sub> were used as substitutes for [CB<sub>11</sub>H<sub>12</sub>]<sup>-</sup>, each reacted with 4-acetylamino-2,2,6,6-tetramethylpiperidine-1-oxoammonium tetrafluoroborate (0.54 mmol) dissolved in 2 mL of 1,4-dioxane, and the resulting mixtures were stirred at 80°C for 3 hours. When electron-donating -CH<sub>3</sub> and electron-withdrawing -NHAc substituents were introduced to the C vertex of [CB<sub>11</sub>H<sub>12</sub>]<sup>-</sup>, the results aligned with our expectations: the desired product was obtained when [1-CH<sub>3</sub>-CB<sub>11</sub>H<sub>11</sub>]<sup>-</sup> was used, while [1-AcNH-CB<sub>11</sub>H<sub>11</sub>]<sup>-</sup> did not undergo conversion. Additionally, when an electron-withdrawing -I group was placed at the B(12) position, the NMR spectra showed no change before and after the reaction. In contrast, when [CB<sub>11</sub>H<sub>12</sub>]<sup>-</sup> with an electron-donating -CH<sub>3</sub>

group at position 12 was used, the B(7) position was activated, and the desired coupling product was detected by both NMR and HRMS.

### 3. Hydrogen kinetic isotope study (KIEs)

Hydrogen kinetic isotope effects (KIEs) can provide detailed information about the mechanism of chemical reactions. Because absolute rate measurements are rarely sufficiently precise, small KIEs are usually determined in competition reactions of isotopically labeled and unlabeled materials. A broadly useful alternative is to employ the high precision of isotope ratio mass spectrometry to study KIEs. As reaction proceeds, the starting materials are fractionatively enriched in isotopically slower-reacting components. The proportion of a minor isotopic component in recovered material compared to the original starting material ( $R/R_0$ ) is related to the fractional conversion of reactants ( $F$ ) and the KIE (relative rate for major/minor isotopic components) by eq1. As a reaction approaches completion ( $F \rightarrow 1$ ), KIE approaches  $\infty$ , and KIEs become greatly magnified in the observable  $R/R_0$ .<sup>[6]</sup>

$$R/R_0 = (1 - F)^{(1/KIE)-1}$$

Following the general amination procedure I. Cs[CB<sub>11</sub>H<sub>12</sub>] (10 mg), Cs[H-CB<sub>11</sub>D<sub>11</sub>] (10 mg), 4-acetylamino-2,2,6,6-tetramethylpiperidine-1-oxoammonium tetrafluoroborate (27 mg) were dissolved in MeCN (0.5 ml) in a NMR tube with a C<sub>6</sub>D<sub>6</sub> capillary. The resulting mixture was stirred at 80 °C for 60 min until conversion rate reached 95%. The ratio of D and H in the products was determined by high resolution mass spectrometry.  $R = 1.22$ ,  $R_0 = 0.341$ ,  $F = 0.95$

Conv.	D (151.2537)	H (143.2035)	D/H
0 %	2185460.47	6955008.48	0.341
95 %	3007838.43	2474930.36	1.22

Table S2. Proportion of D and H at 0 % and 95 % conversion rates.

#### 4. Electron Paramagnetic Resonance (EPR) Spectra

In a 10 ml vial, [Cs][CB<sub>11</sub>H<sub>12</sub>] (30 mg), 4-acetylamino-2,2,6,6-tetramethylpiperidine-1-oxoammonium tetrafluoroborate (83.9 mg) were dissolved in MeCN (1.5 ml). The resulting mixture was stirred at 80 °C. At 0, 10, 30, and 60 min, 50 μL of the reaction solution was sampled and dissolved in 1 mL of MeCN, followed by EPR signal measurement (Figure S3). Compared to the EPR signal of 0.01 mmol [AcNH-TEMPO] radicals, only a small amount of radical signal was detected in the reaction solution, suggesting the presence of minor radical impurities in [AcNH-TEMPO][BF<sub>4</sub>] (9.3 mmol). The radical signal intensity gradually decreased as the reaction progressed, indicating that this reaction does not proceed via a radical mechanism.

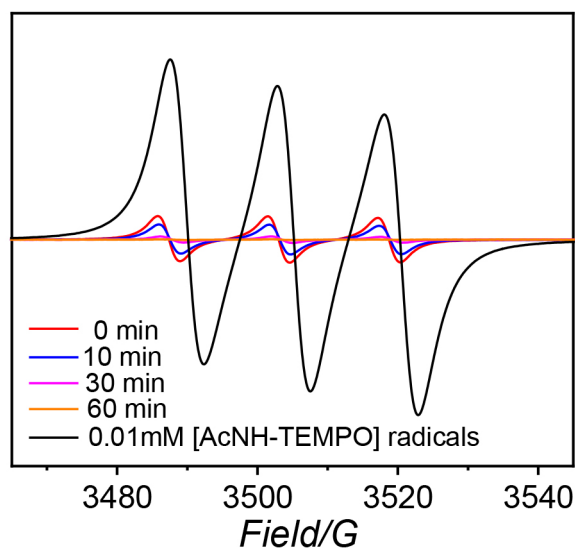


Figure S2. EPR spectra of 0.01 mM [AcNH-TEMPO] radicals and the EPR spectra measured during the reaction process. (frequency: 9.841575 GHz)

## 5. The reaction of $[\text{CB}_{11}\text{H}_{12}]^-$ with Other nucleophilic trapping reagents

### 1). 4-methylpyridine

In a 5 ml vial, equipped with a magnetic stir bar, was charged with  $\text{Cs}[\text{CB}_{11}\text{H}_{12}]$  (0.072 mmol, 20 mg), 4-acetylamino-2,2,6,6,-tetramethylpiperidine-1-oxoammonium tetrafluoroborate (0.108 mmol, 32.4 mg) trifluoromethanesulfonic acid (0.36 mmol, 54 mg) and 4-methylpyridine (0.36 mmol, 33.4 mg). 1, 4-dioxane (2 mL) was then added to the vial, and the resulting solution was stirred at 80 °C for 180 min. The 4-methylpyridine-substituted products were detected by high-resolution mass spectrometry.

HRMS ((-)-ESI):  $m/z$  calculated for  $[\text{C}_8\text{H}_{18}\text{B}_{11}\text{F}_3\text{NO}_3\text{S}]^-$ : 384.2056. Found: 384.2065.

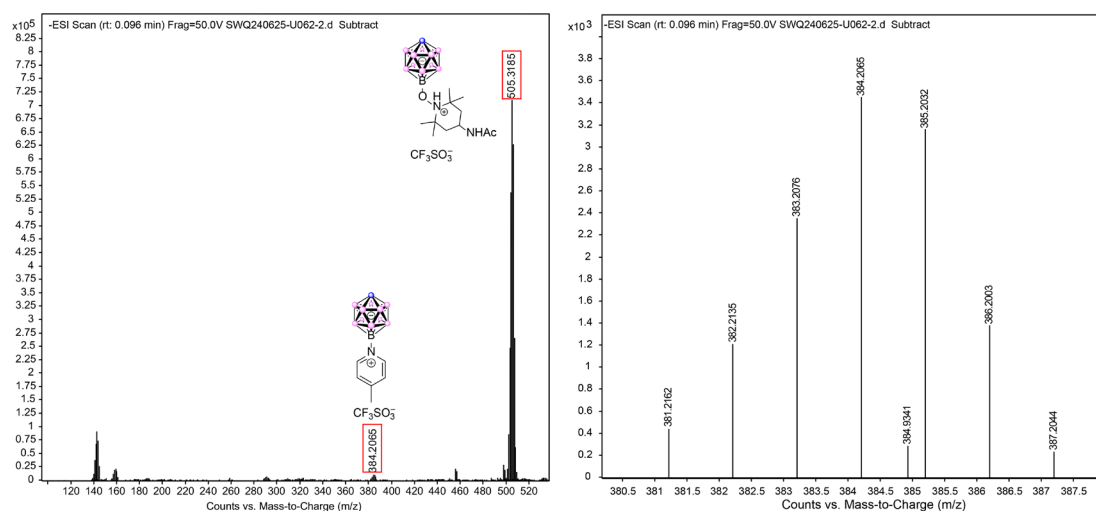


Figure S3. The HRMS ((-)-ESI) result of capture experiments using 4-methylpyridine.

### 2). 4-Methoxyppyridine

In a 5 ml vial, equipped with a magnetic stir bar, was charged with  $\text{Cs}[\text{CB}_{11}\text{H}_{12}]$  (0.072 mmol, 20 mg), 4-acetylamino-2,2,6,6,-tetramethylpiperidine-1-oxoammonium tetrafluoroborate (0.108 mmol, 32.4 mg) trifluoromethanesulfonic acid (0.36 mmol, 54 mg) and 4-Methoxyppyridine (0.36 mmol, 39.3mg). 1, 4-dioxane (2 mL) was then added to the vial, and the resulting solution was stirred at 80 °C for 180 min. The 4-Methoxyppyridine-substituted products were detected by high-resolution mass spectrometry.

HRMS ((-)-ESI):  $m/z$  calculated for  $[\text{C}_8\text{H}_{18}\text{B}_{11}\text{F}_3\text{NO}_4\text{S}]^-$ : 400.2005. Found: 400.2013.

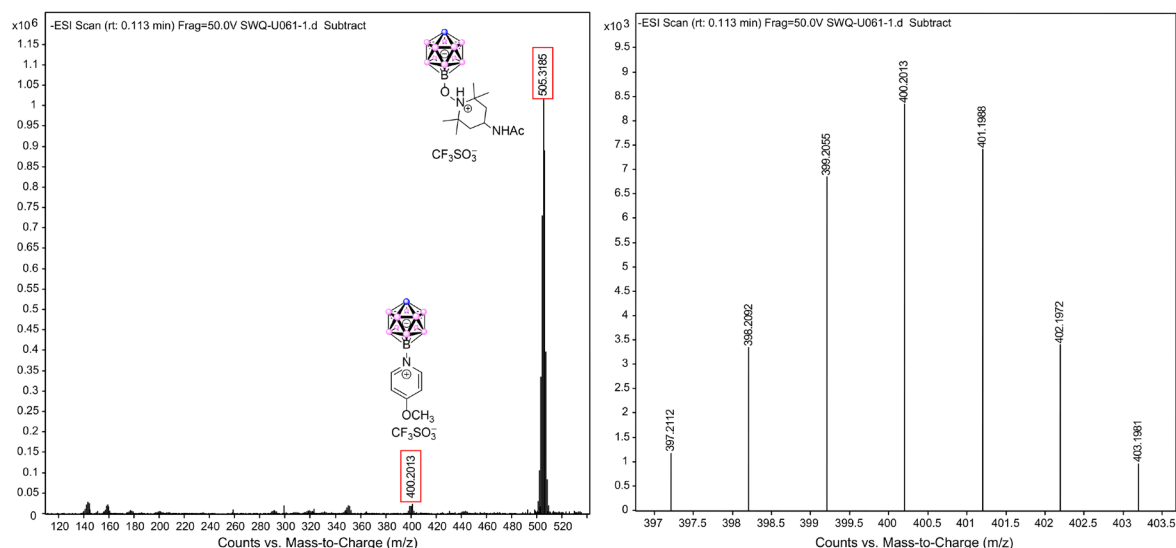


Figure S4. The HRMS ((-)-ESI) result of capture experiments using 4-Methoxypyridine.

### 3). H<sub>2</sub>O

In a 5 ml vial, [Cs][CB<sub>11</sub>H<sub>12</sub>] (0.1 mmol, 27 mg), 4-acetylamino-2,2,6,6-tetramethylpiperidine-1-oxoammonium tetrafluoroborate (0.15 mmol, 45mg) were dissolved in 2 mL of: 1) anhydrous 1,4-dioxane; 2) untreated commercial 1,4-dioxane; 3) 1,4-dioxane containing 10v% water. The resulting mixture was stirred at 80°C for 3 hours. The hydroxylamine-substituted B(12) products were detected using high-resolution mass spectrometry.

HRMS ((-)-ESI):  $m/z$  calculated for [CH<sub>12</sub>B<sub>11</sub>O]<sup>-</sup>: 159.1984. Found: 159.1992.

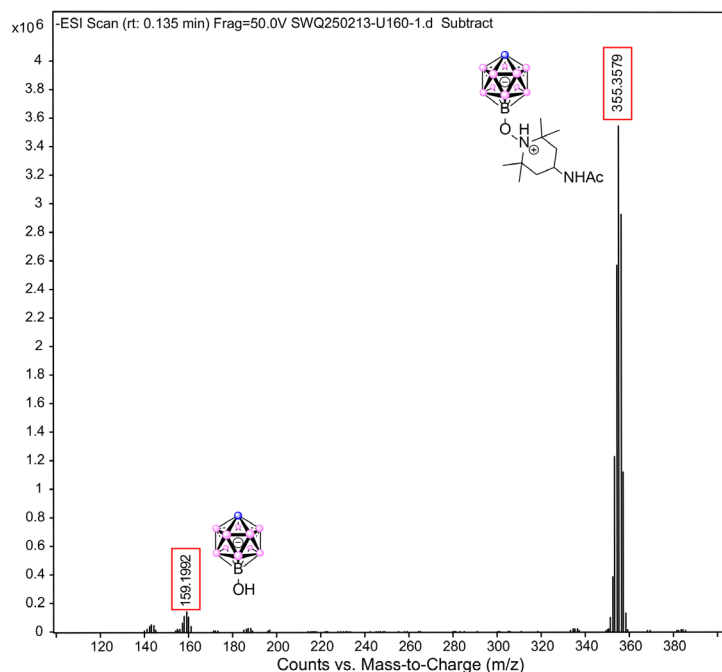


Figure S5. The HRMS ((-)-ESI) result of capture experiments with water in anhydrous 1,4-dioxane.



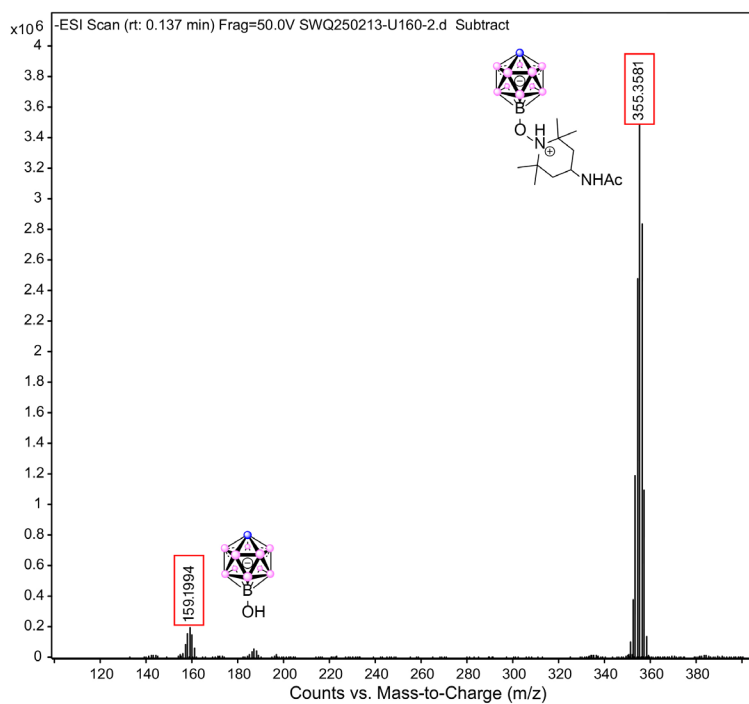


Figure S6. The HRMS ((-)-ESI) result of capture experiments with water in untreated commercial 1,4-dioxane.

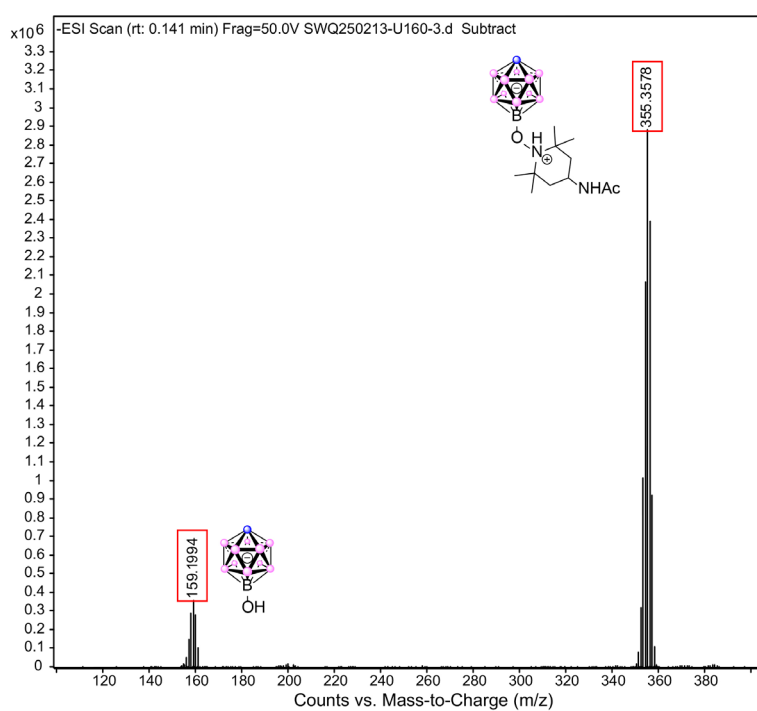
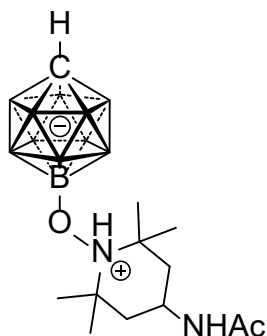


Figure S7. The HRMS ((-)-ESI) result of capture experiments with water in 1,4-dioxane with 10 v% water.

## Spectroscopic Data

2



Reaction conditions: 3 h, 80 °C, 98 % yield, colorless solid, mp 268.5-269.3 °C;

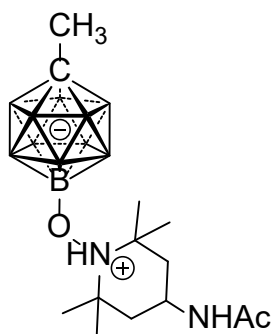
$^1\text{H}\{^{11}\text{B}\}$  NMR (400 MHz, DMSO- $d_6$ , 23 °C):  $\delta$  9.77 (s, 1H, N-H),  $\delta$  7.86 (d,  $J$  = 6.90 Hz, 1H, BON-H), 4.07-3.92 (m, 1H, C-H), 2.46 (broad signal, 1H, CH of carborane), 1.87-1.81 (m, 4H,  $\text{CH}_2$ ), 1.79 (s, 3H,  $\text{COCH}_3$ ), 1.80-1.70 (broad signal, 5H, BH), 1.65-1.50 (broad signal, 5H, BH), 1.47 (s, 6H,  $\text{CH}_3$ ), 1.29 (s, 6H,  $\text{CH}_3$ ).

$^{11}\text{B}\{^1\text{H}\}$  NMR (128 MHz, Acetone- $d_6$ , 23 °C):  $\delta$  11.81 (1B, B-O), -14.43 (5B, B-H), -18.33 (5B, B-H).

$^{13}\text{C}\{^1\text{H}\}$  NMR (100 MHz, DMSO- $d_6$ , 23 °C):  $\delta$  168.69 (CO), 70.27 ( $\text{C}(\text{CH}_3)$ ), 41.55 ( $\text{CH}_2$ ), 40.35 (cage C), 38.42 (CH), 29.06 ( $\text{COCH}_3$ ), 22.59, 20.35 ( $\text{C}(\text{CH}_3)_2$ ).

HRMS ((-)-ESI):  $m/z$  calculated for  $[\text{C}_{12}\text{H}_{32}\text{B}_{11}\text{N}_2\text{O}_2]^-$ : 355.3560. Found: 355.3572.

**3a**



Reaction conditions: 3 h, 80 °C, 72 % yield, colorless solid, mp 271.6-272.2 °C;

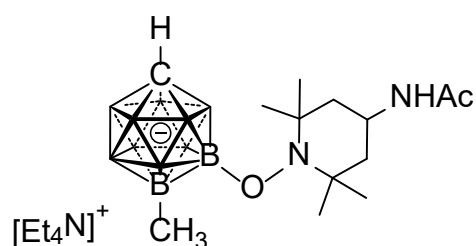
$^1\text{H}\{^{11}\text{B}\}$  NMR (500 MHz, DMSO- $d_6$ , 23 °C):  $\delta$  9.67 (s, 1H, N-H),  $\delta$  7.86 (d,  $J$  = 6.90 Hz, 1H, BON-H), 4.02-3.95 (m, 1H, C-H), 2.05-1.74 (overlapping signals of  $\text{CH}_2$  and  $\text{COCH}_3$  and BH, 12H), 1.74-1.55 (broad signal, 5H, BH), 1.52 (s, 3H, cage C- $\text{CH}_3$ ), 1.43 (s, 6H,  $\text{CH}_3$ ), 1.27 (s, 6H,  $\text{CH}_3$ ).

$^{11}\text{B}\{^1\text{H}\}$  NMR (160 MHz, DMSO- $d_6$ , 23 °C):  $\delta$  10.37 (1B, B-O), -13.92 (10B, B-H).

$^{13}\text{C}\{^1\text{H}\}$  NMR (126 MHz, DMSO- $d_6$ , 23 °C):  $\delta$  168.68 (CO), 70.21 ( $\text{C}(\text{CH}_3)$ ), 55.09 (cage C), 41.53 ( $\text{CH}_2$ ), 38.40 (CH), 29.03 ( $\text{COCH}_3$ ), 24.54(cage C  $\text{CH}_3$ ), 22.65, 20.34 ( $\text{C}(\text{CH}_3)_2$ ).

HRMS ((-)-ESI):  $m/z$  calculated for  $[\text{C}_{13}\text{H}_{34}\text{B}_{11}\text{N}_2\text{O}_2]^-$ : 369.3717. Found: 369.3731.

3b



Reaction conditions: 3 h, 80 °C, 85 % yield, colorless solid, mp 267.9-268.7 °C;

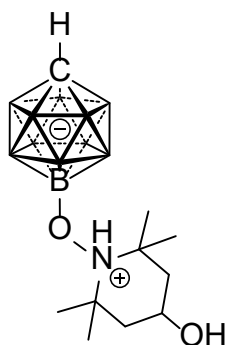
<sup>1</sup>H{<sup>11</sup>B} NMR (400 MHz, CD<sub>3</sub>CN, 23 °C): δ 6.08 (s, 1H, N-H), 4.09-3.86 (m, 1H, C-H), 3.16 (q, *J* = 7.2 Hz, 8H, CH<sub>2</sub> of cation), 1.91 (broad signal, 1H, CH of carborane), 1.80 (s, 3H, COCH<sub>3</sub>), 1.77-1.57 (m, 6H, overlapping signals of CH<sub>2</sub> and BH), 1.40-1.17 (m, 25H, overlapping signals of CH<sub>2</sub>, CH<sub>3</sub>, CH<sub>3</sub> of cation and BH), 1.14 (s, 6H, CCH<sub>3</sub>), 0.04 (s, 3H, B-CH<sub>3</sub>).

<sup>11</sup>B{<sup>1</sup>H} NMR (128 MHz, CD<sub>3</sub>CN, 23 °C): δ 8.42 (1B, B-O), 0.04 (1B, B-C), -12.17 (2B, B-H), -15.35 (2B, B-H), -18.58 (2B, B-H), -20.26 (2B, B-H), -24.17 (1B, B-H).

<sup>13</sup>C{<sup>1</sup>H} NMR (100 MHz, CD<sub>3</sub>CN, 23 °C): δ 169.84 (C-O), 61.04 (C-N), 53.14 (CH<sub>2</sub> of cation), 47.03 (CH<sub>2</sub>), 41.65 (CH), 41.11 (cage C), 35.50 (COCH<sub>3</sub>), 23.24, 21.00 (CH<sub>3</sub>), 7.68 (CH<sub>3</sub> of cation), the signal for B12-C could not be detected due to severe broadening and splitting of the resonance by <sup>11</sup>B and <sup>10</sup>B.

HRMS (-)-ESI: *m/z* calculated for [C<sub>13</sub>H<sub>35</sub>B<sub>11</sub>N<sub>2</sub>O]: 369.3722. Found: 369.3736.

4a



Reaction conditions: 24 h, 80 °C, 96 % yield, colorless solid, mp 232.0-232.5 °C;

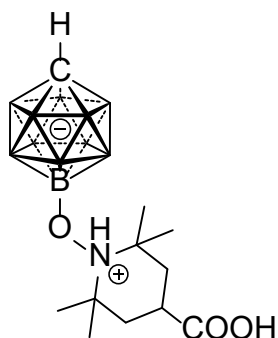
$^1\text{H}\{^{11}\text{B}\}$  NMR (400 MHz,  $\text{CD}_3\text{CN}$ , 23 °C):  $\delta$  7.53 (s, 1H, N-H), 4.01 (m, 1H, C-H), 3.03 (s, 1H, O-H), 2.35 (broad signal, 1H, CH of carborane), 2.03-1.97 (m, 2H,  $\text{CH}_2$ ), 1.81 (broad signal, 5H, BH), 1.79-1.73 (m, 2H,  $\text{CH}_2$ ), 1.63-1.50 (m, 11H, overlapping signals of  $\text{CH}_3$  and BH), 1.04 (s, 6H,  $\text{CH}_3$ ).

$^{11}\text{B}\{^1\text{H}\}$  NMR (128 MHz,  $\text{CD}_3\text{CN}$ , 23 °C):  $\delta$  11.75 (1B, B-O), -14.40 (5B, B-H), -18.36 (5B, B-H).

$^{13}\text{C}\{^1\text{H}\}$  NMR (100 MHz,  $\text{CD}_3\text{CN}$ , 23 °C):  $\delta$  73.34 (C-N), 60.47 (C-OH), 46.01 ( $\text{CH}_2$ ), 42.32 (cage C), 30.67, 21.47 ( $\text{CH}_3$ ).

HRMS ((-)-ESI):  $m/z$  calculated for  $[\text{C}_{10}\text{H}_{29}\text{B}_{11}\text{NO}]^-$ : 314.3295. Found: 314.3305.

4b



Reaction conditions: 24 h, 80 °C, 78 % yield, colorless solid, mp 238.6-238.9 °C;

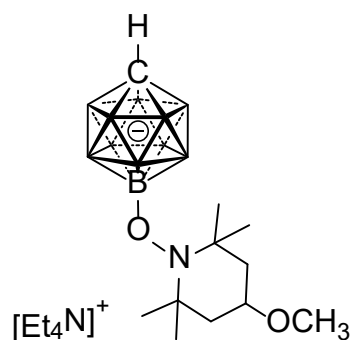
$^1\text{H}\{^{11}\text{B}\}$  NMR (400 MHz,  $\text{CD}_3\text{CN}$ , 23 °C):  $\delta$  9.19 (broad signal, 1H, COOH), 7.59 (broad signal, 1H, N-H), 2.84 (tt,  $J = 12.54$  Hz, 3.69 Hz, 1H, C-H), 2.35 (broad signal, 1H, CH of carborane), 2.07-1.97 (m, 4H, overlapping signals of  $\text{CH}_2$ ), 1.82 (broad signal, 5H, BH), 1.69-1.47 (m, 11H, overlapping signals of  $\text{CH}_3$  and BH), 1.35 (s, 6H,  $\text{CH}_3$ ).

$^{11}\text{B}\{^1\text{H}\}$  NMR (128 MHz,  $\text{CD}_3\text{CN}$ , 23 °C):  $\delta$  11.74 (1B, B-O), -14.41 (5B, B-H), -18.33 (5B, B-H).

$^{13}\text{C}\{^1\text{H}\}$  NMR (100 MHz,  $\text{CD}_3\text{CN}$ , 23 °C):  $\delta$  175.01 (COOH), 72.47 (C-N), 42.29 (cage C), 39.93 ( $\text{CH}_2$ ), 33.44 (C-H), 30.33, 20.77 ( $\text{CH}_3$ ).

HRMS ((-)-ESI):  $m/z$  calculated for  $[\text{C}_{11}\text{H}_{29}\text{B}_{11}\text{NO}_3]^-$ : 342.3244. Found: 342.3258.

4c



Reaction conditions: 24 h, 80 °C, 88 % yield, colorless solid, mp 210.2-211.7 °C;

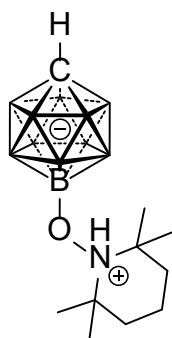
<sup>1</sup>H{<sup>11</sup>B} NMR (400 MHz, acetone-d<sub>6</sub>, 23 °C): δ 3.50 (q, *J* = 7.15 Hz, 8H, CH<sub>2</sub> of cation), 3.40-3.30 (m, 1H, CH), 3.21 (s, 3H, OCH<sub>3</sub>), 1.98-1.62 (m, 8H, overlapping signals of CH<sub>2</sub>, CH of carborane and BH), 1.61-1.33 (m, 17H, overlapping signals of BH and CH<sub>3</sub> of cation), 1.33-1.13 (m, 8H, overlapping signals of CH<sub>2</sub> and CH<sub>3</sub>), 1.06 (s, 6H, CH<sub>3</sub>).

<sup>11</sup>B{<sup>1</sup>H} NMR (128 MHz, CD<sub>3</sub>CN, 23 °C): δ 13.56 (1B, B-O), -14.18 (5B, B-H), -19.34 (5B, B-H).

<sup>13</sup>C{<sup>1</sup>H} NMR (100 MHz, CD<sub>3</sub>CN, 23 °C): δ 72.77 (C-N), 60.91 (O-CH), 55.65 (O-CH<sub>3</sub>), 53.17 (t, *J* = 2.7 Hz, CH<sub>2</sub> of cation), 46.19 (CH<sub>2</sub>), 38.55 (cage C), 35.63, 21.50 (CH<sub>3</sub>), 7.71 (CH<sub>3</sub> of cation).

HRMS ((-)-ESI): *m/z* calculated for [C<sub>11</sub>H<sub>31</sub>B<sub>11</sub>NO<sub>2</sub>]<sup>-</sup>: 328.3451. Found: 328.3472.

4d



Reaction conditions: 24 h, 80 °C, 55% yield, colorless solid, mp 222.5-224.0 °C;

$^1\text{H}\{^{11}\text{B}\}$  NMR (400 MHz,  $\text{CD}_3\text{CN}$ , 23 °C):  $\delta$  7.42 (s, 1H, N-H), 2.34 (broad signal, 1H, CH of carborane), 1.92-1.68 (m, 11H, overlapping signals of  $\text{CH}_2$  and BH), 1.61-1.49 (m, 11H, overlapping, signals of  $\text{CH}_3$  and BH), 1.32 (s, 6H,  $\text{CH}_3$ ).

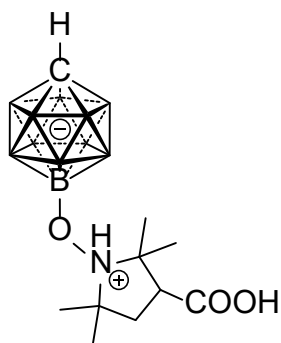
$^{11}\text{B}\{^1\text{H}\}$  NMR (128 MHz,  $\text{CD}_3\text{CN}$ , 23 °C):  $\delta$  11.78 (1B, B-O), -14.42 (5B, B-H), -18.41 (5B, B-H).

$^{13}\text{C}\{^1\text{H}\}$  NMR (100 MHz,  $\text{CD}_3\text{CN}$ , 23 °C):  $\delta$  72.91 (C-N), 42.22 (cage C), 37.73 ( $\text{CH}_2$ ), 30.57, 20.57 ( $\text{CH}_3$ ), 16.02 ( $\text{CH}_2$ ).

HRMS ((-)-ESI):  $m/z$  calculated for  $[\text{C}_{10}\text{H}_{29}\text{B}_{11}\text{NO}]^-$ : 298.3345. Found: 298.3358.



4e



Reaction conditions: 24 h, 80 °C, 92 % yield, colorless solid, mp 236.9-238.4 °C;

$^1\text{H}\{^{11}\text{B}\}$  NMR (500 MHz,  $\text{CD}_3\text{CN}$ , 23 °C):  $\delta$  9.76 (broad signal, 1H, COOH), 7.51, 6.98 (s, 1H, NH), 3.25-3.10 (m, 1H, CH), 2.43-2.32 (m, 2H, overlapping of cage CH and  $\text{CH}_2$ ), 2.24-2.09 (m, 1H,  $\text{CH}_2$ ), 1.77 (broad signal, 5H, BH), 1.62 (broad signal, 5H, BH), 1.71, 1.65, 1.64, 1.55, 1.44, 1.39, 1.33, 1.21 (s, 12H,  $\text{CH}_3$ ).

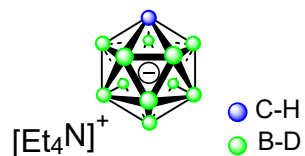
$^{11}\text{B}\{^1\text{H}\}$  NMR (160 MHz,  $\text{CD}_3\text{CN}$ , 23 °C):  $\delta$  11.25 (1B, B-O), -15.00 (5B, BH), -18.04 (5B, BH).

$^{13}\text{C}\{^1\text{H}\}$  NMR (126 MHz,  $\text{CD}_3\text{CN}$ , 23 °C): 173.7, 170.1 (COOH), 78.1, 77.8 ( $\text{C}(\text{CH}_3)_2$ ), 76.5, 75.8 ( $\text{C}(\text{CH}_3)$ ), 49.9, 47.9 ( $\text{CH}(\text{COOH})$ ), 42.2 (cage C), 39.2, 38.1 ( $\text{CH}_2$ ), 28.3, 27.9, 25.4 (overlapping of two signals), 23.9, 23.3, 23.1, 17.3 ( $\text{CH}_3$ ).

HRMS ((-)-ESI):  $m/z$  calculated for  $[\text{C}_{10}\text{H}_{27}\text{B}_{11}\text{NO}_3]^-$ : 328.3087. Found: 328.3099.

5

[NEt<sub>4</sub>] [H-CB<sub>11</sub>D<sub>11</sub>]



Reaction conditions: microwave, 1 h, 80 °C, 85 % yield, colorless solid;

<sup>1</sup>H{<sup>11</sup>B} NMR (400 MHz, CD<sub>3</sub>CN, 23 °C): δ 3.16 (q, *J* = 7.2 Hz, 8H, CH<sub>2</sub> of cation), 2.33 (broad signal, 1H, CH of carborane), 1.21 (broad signal, *J* = 6.55 Hz, 12H, CH<sub>3</sub> of cation).

<sup>11</sup>B NMR (128 MHz, CD<sub>3</sub>CN, 23 °C): δ -7.22 (1B, B-D), -13.54 (5B, B-D), -16.38 (5B, B-D).

<sup>13</sup>C{<sup>1</sup>H} NMR (100 MHz, CD<sub>3</sub>CN, 23 °C): δ 53.13 (CH<sub>2</sub> of cation), 51.74 (cage C), 7.68 (CH<sub>3</sub> of cation).

HRMS (-)-ESI: *m/z* calculated for [HCB<sub>11</sub>D<sub>11</sub>]<sup>-</sup>: 154.2726. Found: 154.2706.

### III Computational detail

All the DFT calculations were performed in Gaussian 09 D.01.<sup>[7]</sup> The geometries were fully optimized using the dispersion-corrected density functional method UB3LYP-D3<sup>[8]</sup> (with a Becke–Johnson (BJ) damping function<sup>[9]</sup>) with 6-31G(d) basis set.<sup>[10]</sup> The frequency analyses were performed at the same level to confirm that the structure was a minimum or a transition state, and to evaluate their zero-point vibrational energy and thermal corrections at 298 K. IRC analysis was applied to confirm the transition state.<sup>[11]</sup> Using the gas-phase optimized structures, the single-point energies were computed at the M06-2X<sup>[12]</sup> level with D3 dispersion correction,<sup>[13]</sup> where 6-311+G(d,p) basis set<sup>[10c, 10d, 14]</sup> was used and the solvation by MeCN was included under the SMD model.<sup>[15]</sup> The intrinsic bond orbitals are illustrated with IboView.<sup>[16]</sup> The computed structures are illustrated using CYLView software.<sup>[17]</sup>

### Calculated Energies

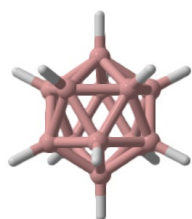
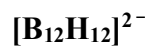
Structure	Name	E(elec-B3LPY) <sup>[a]</sup>	G(corr-B3LYP) <sup>[b]</sup>	E(elec-M06-2X) <sup>[c]</sup>	$\Delta\Delta G$ (kcal/mol)	Imaginary Frequency	
[B <sub>12</sub> H <sub>12</sub> ] <sup>2-</sup>		[B <sub>12</sub> H <sub>12</sub> ] <sup>2-</sup>	-305.690296	0.136479	-305.932542	0.0	None
	H <sup>-</sup>	[B <sub>12</sub> H <sub>11</sub> ] <sup>-</sup>	-305.09794	0.127479	-305.134604	-12.2	None
	H <sup>+</sup>	[B <sub>12</sub> H <sub>11</sub> ] <sup>3-</sup>	-304.704079	0.120308	-305.338728	8.3	None
[CB <sub>11</sub> H <sub>12</sub> ] <sup>-</sup>		[CB <sub>11</sub> H <sub>12</sub> ] <sup>-</sup>	-318.99442	0.142708	-319.030178	0.0	None
	H <sup>-</sup>	<i>p</i> -[CB <sub>11</sub> H <sub>11</sub> ]	-318.240096	0.132506	-318.211607	0.0	None
	H <sup>+</sup>	<i>p</i> -[CB <sub>11</sub> H <sub>11</sub> ] <sup>2-</sup>	-318.15774	0.12667	-318.449694	0.0	None
	H <sup>-</sup>	<i>m</i> -[CB <sub>11</sub> H <sub>11</sub> ]	-318.231858	0.132274	-318.204835	4.1	None
	H <sup>+</sup>	<i>m</i> -[CB <sub>11</sub> H <sub>11</sub> ] <sup>2-</sup>	-318.166232	0.126836	-318.452982	-2.0	None
	H <sup>-</sup>	<i>o</i> -[CB <sub>11</sub> H <sub>11</sub> ]	-318.217489	0.131327	-318.193659	10.5	None
	H <sup>+</sup>	<i>o</i> -[CB <sub>11</sub> H <sub>11</sub> ] <sup>2-</sup>	-318.178425	0.127338	-318.457062	-4.2	None
[12-CH <sub>3</sub> -B <sub>11</sub> H <sub>11</sub> ] <sup>-</sup>		[12-CH <sub>3</sub> -CB <sub>11</sub> H <sub>11</sub> ] <sup>-</sup>	-358.315364	0.166792	-358.343395	0.0	None
	H <sup>-</sup>	<i>m</i> -[12-CH <sub>3</sub> -CB <sub>11</sub> H <sub>10</sub> ]	-357.554951	0.156987	-357.520133	3.2	None
	H <sup>+</sup>	<i>m</i> -[12-CH <sub>3</sub> -CB <sub>11</sub> H <sub>10</sub> ] <sup>2-</sup>	-357.489793	0.152336	-357.765634	-0.7	None
C <sub>2</sub> B <sub>10</sub> H <sub>12</sub>		C <sub>2</sub> B <sub>10</sub> H <sub>12</sub>	-332.130515	0.147545	-332.10266	0.0	None
	H <sup>-</sup>	<i>m</i> -[C <sub>2</sub> B <sub>10</sub> H <sub>11</sub> ] <sup>+</sup>	-331.19165	0.135504	-331.247266	22.0	None
	H <sup>+</sup>	<i>m</i> -[C <sub>2</sub> B <sub>10</sub> H <sub>11</sub> ] <sup>-</sup>	-331.466876	0.130808	-331.537183	-9.9	None
	H <sup>-</sup>	<i>o</i> <sub>1</sub> -[C <sub>2</sub> B <sub>10</sub> H <sub>11</sub> ] <sup>+</sup>	-331.184865	0.134745	-331.242531	24.4	None
	H <sup>+</sup>	<i>o</i> <sub>1</sub> -[C <sub>2</sub> B <sub>10</sub> H <sub>11</sub> ] <sup>-</sup>	-331.469655	0.132088	-331.542824	-12.6	None
	H <sup>-</sup>	<i>o</i> <sub>2</sub> -[C <sub>2</sub> B <sub>10</sub> H <sub>11</sub> ] <sup>+</sup>	-331.160882	0.133536	-331.222105	36.5	None
	H <sup>+</sup>	<i>o</i> <sub>2</sub> -[C <sub>2</sub> B <sub>10</sub> H <sub>11</sub> ] <sup>-</sup>	-331.49223	0.13279	-331.553667	-19.0	None
<i>TS-1</i>	B(12)-H-T	-1010.71654	0.436498	-1010.46416	None	-398.02	
<i>TS-2</i>	B(7)-H-T	-1010.711731	0.436218	-1010.460205	None	-231.07	

<sup>[a]</sup>Calculated electronic energies by B3LYP at gas phase. <sup>[b]</sup>Calculated thermal correction to free energies by B3LYP at gas phase. <sup>[c]</sup>Calculated electronic energies by M06-2X in MeCN.

### 3.1) Cartesian Coordinates and Energies

G (Solv): B3LYP-D3(BJ)/6-311++G(d,p)//B3LYP/6-31+G(d,p) Gibbs free energy including solvation by MeCN at 298 K.

All energies are given in Hartree.



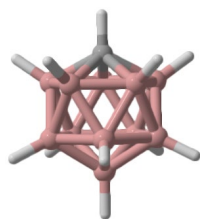
G(Solv) = -305.796063

0 imaginary frequencies

---

B	0.0005690	-0.0012130	-1.7450550
B	0.7951390	-1.2956750	-0.8041140
H	1.3591800	-2.2166720	-1.3443390
B	-1.4042300	0.5802310	-0.8061490
H	-2.4016630	0.9927880	-1.3476960
B	-0.7955400	1.2962680	0.7122870
H	-1.3595730	2.2172200	1.2523420
B	-0.9858430	-1.1563300	-0.8045830
H	-1.6867060	-1.9775660	-1.3455530
B	1.4049800	-0.5806140	0.7142690
H	2.4024100	-0.9931680	1.2555680
B	-1.4786540	-0.3554410	0.7136210
H	-2.5286060	-0.6073590	1.2541030
B	0.1183440	1.5144560	-0.8066160
H	0.2026730	2.5904810	-1.3481830
B	1.4779140	0.3551880	-0.8054680
H	2.5278800	0.6071100	-1.3461750
B	-0.1183980	-1.5153000	0.7147890
H	-0.2027510	-2.5912770	1.2561890
B	0.9863740	1.1568450	0.7127500

H	1.6872440	1.9780330	1.2535240
B	-0.0005590	0.0011380	1.6533040
H	-0.0007490	0.0019860	2.8608400
H	0.0007630	-0.0020570	-2.9520610

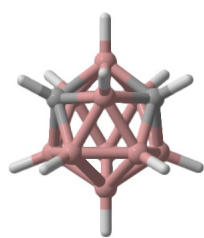


G(Solv) = -318.88747

0 imaginary frequencies

---

C	0.0001830	0.0017640	1.4771520
H	0.0005120	0.0029170	2.5618200
B	-0.0005310	-0.0017480	-1.7505350
B	-0.2120470	1.5071310	-0.8175190
H	-0.3622520	2.5770650	-1.3293010
B	1.0570580	-1.0959230	-0.8150460
H	1.8079390	-1.8742490	-1.3247890
B	0.2108110	-1.4993640	0.6909280
H	0.3492990	-2.4821920	1.3523230
B	1.3681200	0.6661210	-0.8173030
H	2.3399030	1.1388230	-1.3287120
B	-1.0520410	1.0904770	0.6889750
H	-1.7417520	1.8055560	1.3488580
B	1.4917250	-0.2626510	0.6895170
H	2.4698260	-0.4343080	1.3501810
B	-0.7149150	-1.3447050	-0.8149010
H	-1.2224490	-2.2995310	-1.3248930
B	-1.4996000	0.2636260	-0.8157490
H	-2.5643010	0.4509180	-1.3262830
B	0.7116830	1.3381410	0.6878180
H	1.1785030	2.2155160	1.3472390
B	-1.3613760	-0.6636270	0.6907050
H	-2.2539240	-1.0983570	1.3516570
H	-0.0006590	-0.0031260	-2.9468240

**C<sub>2</sub>B<sub>10</sub>H<sub>12</sub>**

G(Solv) = -331.955115

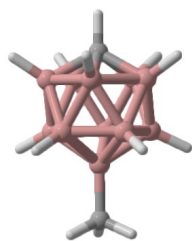
0 imaginary frequencies

---

C	0.2627690	0.0025570	1.4798450
H	0.4852810	0.0046880	2.5406930
B	-0.3638460	-0.0034500	-1.6824000
B	-1.3825370	-0.9093480	-0.5420020
H	-2.3133810	-1.5543510	-0.8971900
B	-1.3781670	-0.0123770	0.9930980
H	-2.2239760	-0.0199480	1.8229840
B	0.2864210	-1.4439990	-0.8577890
H	0.6363350	-2.3916710	-1.4763920
B	1.2845180	0.9064840	0.4764690
H	2.2666540	1.4474050	0.8505540
B	-0.3422270	-1.4503030	0.7979630
H	-0.4891620	-2.4020190	1.4877360
B	-1.3988180	0.8839750	-0.5422280
H	-2.3411990	1.5119280	-0.8975420
B	0.2601680	1.4487480	-0.8581030
H	0.5928990	2.4024920	-1.4768570
B	1.3007560	-0.8829340	0.4766910
H	2.2925420	-1.4058840	0.8508770
B	-0.3684990	1.4440200	0.7975930
H	-0.5326560	2.3930670	1.4871630
C	1.1882450	0.0106580	-0.9577610
H	2.0587880	0.0184950	-1.6035270
H	-0.4464020	-0.0043120	-2.8645230



[12-CH<sub>3</sub>-CB<sub>11</sub>H<sub>11</sub>]<sup>-</sup>



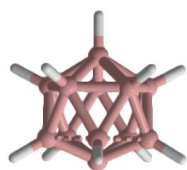
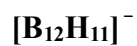
G(Solv) = -358.176603

0 imaginary frequencies

---

C	0.0116460	0.0102970	1.5289640
H	0.0195730	0.0176810	2.6133810
B	-0.0131690	-0.0118110	-1.7227680
B	1.4863870	-0.2898570	-0.7742210
H	2.5425580	-0.4982800	-1.2957490
B	-1.3806760	-0.6516050	-0.7495180
H	-2.3611910	-1.1121590	-1.2570420
B	-1.4816010	0.2897710	0.7487440
H	-2.4528710	0.4820680	1.4137540
B	0.1830470	-1.5127120	-0.7559730
H	0.3151920	-2.5872180	-1.2649040
B	1.3763460	0.6492970	0.7259810
H	2.2809320	1.0757210	1.3758740
B	-0.7249970	-1.3217450	0.7546570
H	-1.1988830	-2.1881170	1.4235650
B	-1.0450600	1.1024430	-0.7652360
H	-1.7883730	1.8873490	-1.2777560
B	0.7269890	1.3256670	-0.7792480
H	1.2420040	2.2669650	-1.3080360
B	1.0415200	-1.0992650	0.7396380
H	1.7267150	-1.8202650	1.3977860
B	-0.1828570	1.5074060	0.7309770
H	-0.3029940	2.4981570	1.3841030
C	-0.0252640	-0.0230550	-3.3331070
H	0.2816780	0.9455290	-3.7504430

H	0.6580800	-0.7800020	-3.7411590
H	-1.0243110	-0.2433210	-3.7331910



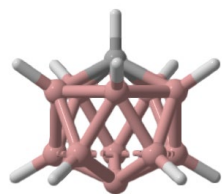
G(Solv) = -305.007125

0 imaginary frequencies

---

B	2.6491160	-0.4822180	0.0093440
B	4.2672350	-0.9660170	0.1554650
H	4.6735900	-2.0837610	0.2576340
B	2.0481050	0.8938520	0.7967700
H	0.9835760	1.0097730	1.3243130
B	2.8781870	2.1678470	-0.1487400
H	2.3979420	3.2577860	-0.2542070
B	3.3402630	-0.1810710	1.5283860
H	3.1323200	-0.7782230	2.5409050
B	5.0571980	0.3413350	-0.7786500
H	6.1033270	0.1512020	-1.3255890
B	3.5833960	1.5883640	1.4019300
H	3.5973460	2.2725190	2.3824940
B	2.1776250	0.7742610	-1.0275860
H	1.1986210	0.8105070	-1.7096210
B	3.5491150	-0.3755090	-1.4238180
H	3.4793550	-1.1015990	-2.3688000
B	4.9305600	0.4596360	1.0131470
H	5.8880490	0.3525060	1.7212190
B	3.7893100	1.3978900	-1.4966710
H	3.9472230	1.9481550	-2.5464090
B	4.6314090	1.8885650	-0.0063670
H	5.3990450	2.8059360	-0.0123570

***p*-[CB<sub>11</sub>H<sub>11</sub>]**



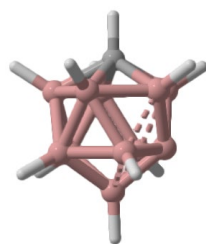
G(Solv) = -318.079101

0 imaginary frequencies

---

C	4.5213350	1.7566560	-0.0054410
H	5.2166780	2.5880530	-0.0108340
B	2.6419870	-0.4897080	0.0091460
B	4.2624850	-0.9773940	0.1560380
H	4.6895120	-2.0790920	0.2585640
B	2.0381270	0.8876600	0.7988170
H	0.9862340	1.0259850	1.3289480
B	2.8659300	2.1460870	-0.1483880
H	2.5255060	3.2766250	-0.2467810
B	3.3332570	-0.1902730	1.5321550
H	3.1422850	-0.7688110	2.5497370
B	5.0391240	0.3251460	-0.7759920
H	6.1091720	0.2732210	-1.2819280
B	3.5698410	1.5684940	1.3982930
H	3.6860650	2.3238100	2.3036490
B	2.1675370	0.7667830	-1.0300610
H	1.2016460	0.8248500	-1.7158640
B	3.5430270	-0.3849500	-1.4275400
H	3.4911990	-1.0929280	-2.3776960
B	4.9125000	0.4424890	1.0101850
H	5.9004270	0.4668710	1.6636730
B	3.7743410	1.3782160	-1.4921600
H	4.0230720	2.0100470	-2.4630480

***m*-[CB<sub>11</sub>H<sub>11</sub>]**



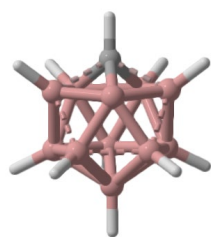
G(Solv) = -318.072561

0 imaginary frequencies

---

C	0.0031310	-0.0013800	1.4959290
H	-0.0030070	0.0063300	2.5800520
B	-0.0129590	0.0111720	-1.7854170
B	-0.2057330	1.5151170	-0.8217040
H	-0.3508620	2.5721240	-1.3424860
B	0.8893450	-0.9220470	-0.7064860
B	0.1926160	-1.5160640	0.7316620
H	0.3806310	-2.5208190	1.3281350
B	1.3903420	0.6972410	-0.8161350
H	2.3766550	1.1040440	-1.3360300
B	-1.0373940	1.0753400	0.6816020
H	-1.7300280	1.7935400	1.3223210
B	1.5092610	-0.2448830	0.7300720
H	2.5075460	-0.4673520	1.3255550
B	-0.7466780	-1.3659880	-0.8135560
H	-1.1885250	-2.3380260	-1.3317290
B	-1.5079930	0.2578240	-0.8201280
H	-2.5599020	0.4393690	-1.3398100
B	0.7174750	1.3510990	0.6997580
H	1.1850320	2.2247770	1.3492330
B	-1.3745990	-0.6687340	0.7022860
H	-2.2633500	-1.1045230	1.3533980
H	0.0215870	-0.0260990	-2.9711820

***o*-[CB<sub>11</sub>H<sub>11</sub>]**

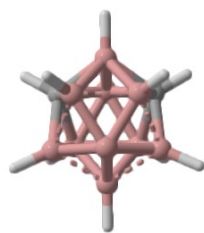
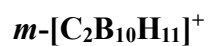


G(Solv) = -318.062332

0 imaginary frequencies

---

C	-0.0287140	0.0070950	1.5015270
H	0.0299920	-0.0017360	2.5842090
B	0.0020230	-0.0028540	-1.7511510
B	-0.2113630	1.5232090	-0.8151240
H	-0.3592820	2.5838010	-1.3279380
B	1.0642000	-1.1347930	-0.8400900
B	0.1920630	-1.5421830	0.7007900
H	0.3935250	-2.4873750	1.3875570
B	1.3878690	0.6997090	-0.8426520
H	2.3801930	1.1361910	-1.3228980
B	-1.0678130	1.1032530	0.7005520
H	-1.7494640	1.8172510	1.3555830
B	1.2619210	-0.2219300	0.5597020
B	-0.7202830	-1.3612120	-0.8111390
H	-1.2224920	-2.3085410	-1.3211070
B	-1.4751510	0.2591090	-0.8004100
H	-2.5244150	0.4435100	-1.3285150
B	0.7085600	1.3851080	0.6967210
H	1.2216420	2.2061170	1.3810600
B	-1.3805930	-0.6694250	0.7030150
H	-2.2651020	-1.1052830	1.3596520
H	0.0375380	-0.0107430	-2.9387750
H	1.8470070	-1.8857580	-1.3187540

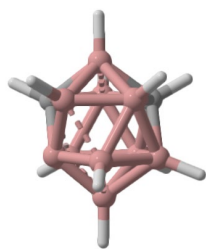


G(Solv) = -331.111762

0 imaginary frequencies

---

C	4.5399820	1.7979580	0.0035420
H	5.2516690	2.6177020	-0.0049610
B	2.4513770	-0.7244780	-0.0101480
B	2.2669610	0.8290760	0.6548270
B	2.8731610	2.1871050	-0.1690800
H	2.4794680	3.2973710	-0.2337630
B	3.3377410	-0.1942600	1.5145460
B	4.9969300	0.3558840	-0.7683170
H	6.0706390	0.1753220	-1.2214970
B	3.5967410	1.5932320	1.4167750
H	3.6457540	2.3130860	2.3504490
B	2.1673930	0.7512220	-1.0413810
H	1.1886670	0.8568870	-1.6983760
B	3.5152490	-0.3684120	-1.4063210
H	3.5719970	-1.1336860	-2.3027270
B	4.9058890	0.4662920	1.0131770
H	5.9038450	0.3554450	1.6290440
B	3.7711920	1.3977110	-1.5024910
H	4.0287780	2.0151280	-2.4745410
C	4.1623780	-0.8074890	0.1458040
H	4.6127200	-1.7911780	0.2355440
H	1.7582600	-1.6780220	0.0369420
H	3.1954550	-0.7945700	2.5203830

$\sigma_1\text{-[C}_2\text{B}_{10}\text{H}_{11}]^+$ 

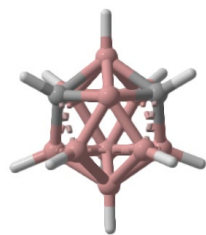
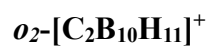
G(Solv) = -331.107786

0 imaginary frequencies

---

C	4.5247200	1.7632610	-0.0056760
H	5.2210120	2.5965220	-0.0112150
B	2.6297590	-0.4732630	0.0073320
B	2.0265700	0.8854950	0.8114050
H	0.9775950	1.0133780	1.3400680
B	2.8657410	2.1441410	-0.1482170
H	2.5025040	3.2632450	-0.2475820
B	3.3258600	-0.1720730	1.5410960
H	3.2152940	-0.8715110	2.4868680
B	5.0374570	0.3484280	-0.7866970
H	6.1119270	0.1677520	-1.2341760
B	3.5691390	1.5800780	1.4099620
H	3.6958080	2.3212650	2.3195090
B	2.1578980	0.7634000	-1.0436490
H	1.1946840	0.8115640	-1.7263540
B	3.5368970	-0.3682250	-1.4396640
H	3.5536830	-1.1860140	-2.2922260
B	4.9097430	0.4671370	1.0173060
H	5.9090990	0.3562740	1.6307910
B	3.7755400	1.3882280	-1.5053010
H	4.0354250	2.0056280	-2.4768760
C	4.2058230	-0.8066230	0.1408580
H	4.6021600	-1.8133660	0.2351680





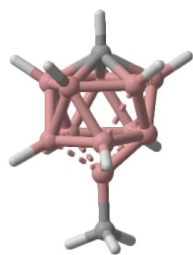
G(Solv) = -331.088569

0 imaginary frequencies

---

C	4.5517650	1.8028860	0.0208040
H	5.2873740	2.6009790	-0.0168490
B	2.4449990	-0.6981390	0.0143960
B	2.0782220	0.8631480	0.7637120
B	2.8693180	2.1595220	-0.1464040
H	2.5548170	3.2911700	-0.2658120
B	3.3059940	-0.1855980	1.5156470
B	4.7870520	0.3804480	-0.6700370
B	3.5695310	1.5877210	1.4157810
H	3.6971280	2.3250830	2.3281840
B	2.1752780	0.7483540	-1.0224860
H	1.2341620	0.8486820	-1.7315430
B	3.4913100	-0.3887130	-1.4371080
H	3.6089040	-1.1674420	-2.3176120
B	4.9005130	0.4608670	1.0576750
H	5.9499250	0.3347880	1.5864240
B	3.7575020	1.4034630	-1.5376550
H	4.0814640	2.0126930	-2.4965240
C	4.1610230	-0.8279640	0.1687420
H	4.6333500	-1.8039420	0.2308600
H	1.8144650	-1.6962500	0.0144530
H	3.2299930	-0.8239070	2.5052260
H	1.0359880	1.0485130	1.2988760

***m*-[12-CH<sub>3</sub>-CB<sub>11</sub>H<sub>10</sub>]**



G(Solv) = -357.363146

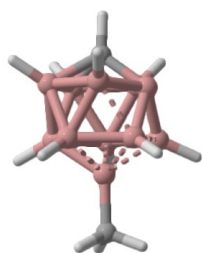
0 imaginary frequencies

---

C	0.0054360	0.0055550	1.5496170
H	0.0194320	0.0167860	2.6333940
B	0.0085490	-0.0055130	-1.7681860
B	1.5007860	-0.2591610	-0.7743160
H	2.5515820	-0.4328000	-1.3014780
B	-1.1367380	-0.5807110	-0.6516980
B	-1.4984750	0.2654810	0.7844500
H	-2.5138590	0.3831860	1.3814890
B	0.2566410	-1.5414460	-0.7534500
H	0.3533260	-2.6066270	-1.2694240
B	1.3376940	0.6763810	0.7216260
H	2.2331930	1.1317150	1.3518270
B	-0.6738370	-1.3645460	0.7907510
H	-1.1824470	-2.2486260	1.3916160
B	-1.0848300	1.1104380	-0.7636420
H	-1.8842110	1.8160870	-1.2863690
B	0.6852600	1.3529370	-0.7802150
H	1.1693800	2.2988350	-1.3122900
B	1.0836970	-1.0803480	0.7561160
H	1.7848540	-1.7802000	1.4062660
B	-0.2281480	1.5127380	0.7463310
H	-0.3785420	2.4960900	1.3901540
C	-0.0308780	-0.0310290	-3.3632860
H	0.8543880	0.4627490	-3.7779040
H	-0.0464230	-1.0541870	-3.7559640

H	-0.9092760	0.4902450	-3.7609280
---	------------	-----------	------------

***o*-[12-CH<sub>3</sub>-CB<sub>11</sub>H<sub>10</sub>]**



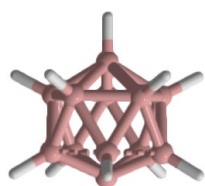
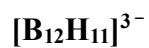
G(Solv) = - 357.352118

0 imaginary frequencies

---

C	0.0371550	0.0036810	1.5495460
H	-0.0204550	0.0218650	2.6320020
B	-0.0024230	-0.0132610	-1.7361850
B	1.4698950	-0.2692850	-0.7547750
H	2.5161850	-0.4608410	-1.2876930
B	-1.3868450	-0.7032710	-0.7834290
B	-1.2599290	0.2286740	0.6088860
B	0.2050010	-1.5280650	-0.7549920
H	0.3500760	-2.5924390	-1.2629970
B	1.3853170	0.6699150	0.7400160
H	2.2746350	1.1094120	1.3879470
B	-0.7084960	-1.3773550	0.7591230
H	-1.2189910	-2.1931080	1.4519080
B	-1.0596200	1.1269480	-0.7969610
H	-1.8430620	1.8734950	-1.2832250
B	0.7198130	1.3493560	-0.7758200
H	1.2228110	2.2902350	-1.2989930
B	1.0687210	-1.0998880	0.7528130
H	1.7521740	-1.8113610	1.4089840
B	-0.1855290	1.5460500	0.7376610
H	-0.3803800	2.4978910	1.4174090
C	-0.0388020	-0.0186920	-3.3335210
H	0.5529810	0.8060100	-3.7479300

H	0.3725740	-0.9520770	-3.7358540
H	-1.0561150	0.0824020	-3.7289970
H	-2.3815240	-1.1385250	-1.2615780

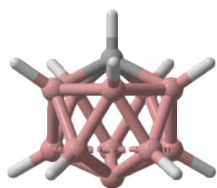


G(Solv) = -305.21842

0 imaginary frequencies

---

B	2.3532070	-0.8359890	0.0115190
B	4.1915910	-0.9592780	0.1497920
H	4.7786420	-2.0339390	0.2621270
B	2.0615140	0.8260310	0.7653380
H	1.0189600	1.1177890	1.3484760
B	2.8878800	2.1540380	-0.1472530
H	2.4029390	3.2726050	-0.2551940
B	3.3014250	-0.2060580	1.4671780
H	3.2069870	-0.7046220	2.5872630
B	5.0442230	0.3472910	-0.7702890
H	6.1171960	0.1598460	-1.3285270
B	3.5860950	1.5806540	1.3871850
H	3.6054840	2.2846840	2.3881980
B	2.1855750	0.7106600	-0.9857660
H	1.2379010	0.9143430	-1.7424230
B	3.5020840	-0.3926430	-1.3663420
H	3.5609570	-1.0338790	-2.4139340
B	4.9186500	0.4640430	1.0022470
H	5.9009210	0.3609560	1.7251270
B	3.7891410	1.3919320	-1.4805260
H	3.9551940	1.9596360	-2.5520610
B	4.6553470	1.9174660	-0.0065620
H	5.4400000	2.8561730	-0.0127840

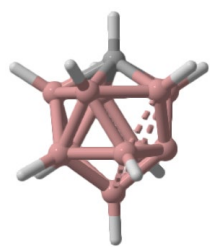


G(Solv) = -318.323024

0 imaginary frequencies

---

C	4.5383610	1.7771220	-0.0056850
H	5.2354420	2.6111960	-0.0110080
B	2.3630540	-0.8244560	0.0113180
B	4.1888140	-0.9674220	0.1503200
H	4.7827660	-2.0205990	0.2616920
B	2.0543500	0.8213570	0.7665920
H	1.0308080	1.1245650	1.3450550
B	2.8736420	2.1303310	-0.1466670
H	2.5449070	3.2868250	-0.2461440
B	3.2964390	-0.2132210	1.4698750
H	3.2150180	-0.6939460	2.5818420
B	5.0233340	0.3277160	-0.7681480
H	6.1158220	0.2925030	-1.2787260
B	3.5689910	1.5578930	1.3831560
H	3.7000810	2.3361840	2.2956300
B	2.1791890	0.7063270	-0.9872580
H	1.2496930	0.9216420	-1.7382010
B	3.4976360	-0.3991950	-1.3682280
H	3.5678750	-1.0217480	-2.4083980
B	4.8983900	0.4446000	0.9995950
H	5.9081640	0.4865110	1.6583830
B	3.7716830	1.3699170	-1.4764830
H	4.0368270	2.0237390	-2.4550400

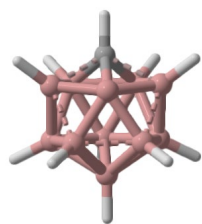


G(Solv) = -318.326146

0 imaginary frequencies

---

C	-0.0177560	0.0202470	1.4855550
H	-0.0192930	0.0230600	2.5762000
B	0.0226890	-0.0255940	-1.7364860
B	-0.2114550	1.5021380	-0.8120280
H	-0.3617260	2.5823350	-1.3312490
B	1.1535060	-1.1959640	-0.8629570
B	0.2499170	-1.5081160	0.6570040
H	0.3239290	-2.4564800	1.4061420
B	1.3772970	0.6237270	-0.8225450
H	2.3214800	1.2047210	-1.3157330
B	-1.0618200	1.1006490	0.6917840
H	-1.7650050	1.8299940	1.3433010
B	1.4993090	-0.3019010	0.6553990
H	2.4452820	-0.4083350	1.4036700
B	-0.6727610	-1.3557380	-0.8201960
H	-1.2871430	-2.2794920	-1.3114930
B	-1.4948440	0.2629710	-0.8104610
H	-2.5696970	0.4505880	-1.3286220
B	0.7082010	1.3252200	0.6901450
H	1.1846910	2.2100430	1.3538810
B	-1.3484140	-0.6603320	0.6928360
H	-2.2486080	-1.1046130	1.3582350
H	-0.0351900	0.0329350	-2.9470410



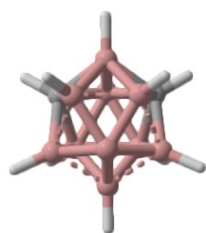
G(Solv) = -318.329724

0 imaginary frequencies

---

C	0.0012100	0.0018180	1.4683120
H	-0.0472680	0.0118580	2.5556880
B	-0.0128820	-0.0002730	-1.7504790
B	-0.2059660	1.5003020	-0.8074840
H	-0.3469230	2.5841310	-1.3206990
B	1.0681510	-1.0795020	-0.7935230
B	0.2720040	-1.4665420	0.7227470
H	0.2765250	-2.5038020	1.3434860
B	1.3726230	0.6464420	-0.7959570
H	2.3064510	1.1573410	-1.3710250
B	-1.0578740	1.0871510	0.6786150
H	-1.7543220	1.8149640	1.3379200
B	1.6736220	-0.2942440	0.7715370
B	-0.7073580	-1.3415330	-0.8035130
H	-1.2109650	-2.3130510	-1.3139140
B	-1.5101440	0.2652080	-0.8234830
H	-2.5859680	0.4543210	-1.3393550
B	0.7578520	1.2868260	0.7188320
H	1.1174570	2.2614800	1.3368890
B	-1.3657770	-0.6577430	0.6810780
H	-2.2688940	-1.1015470	1.3420190
H	-0.0202790	-0.0005220	-2.9590060
H	1.7705860	-1.8805610	-1.3668720



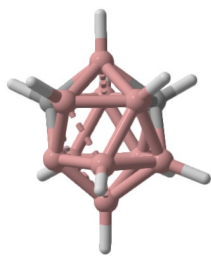
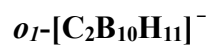


G(Solv) = -331.406375

0 imaginary frequencies

---

C	4.5872880	1.7627170	-0.0417630
H	5.2967980	2.5848660	-0.0462060
B	2.4824490	-0.6647130	0.0364730
B	1.9698060	0.8823490	0.8231810
B	2.8874420	2.1263840	-0.1157270
H	2.5992570	3.2822860	-0.2421650
B	3.2065110	-0.1332920	1.5224240
B	5.0339500	0.3480680	-0.8016220
H	6.1132070	0.1654700	-1.2734170
B	3.4530230	1.5736300	1.4294650
H	3.7222470	2.3597430	2.2916350
B	2.1313080	0.7615980	-0.9448400
H	1.2785590	0.8393990	-1.7857310
B	3.5163110	-0.3573870	-1.3796260
H	3.5498440	-1.1302150	-2.2875760
B	4.8401780	0.4758260	1.0042700
H	5.8395340	0.3655950	1.6435840
B	3.7693320	1.3893390	-1.4749690
H	4.0070760	2.0185360	-2.4600600
C	4.2154050	-0.7908730	0.0991340
H	4.6619500	-1.7762760	0.1939410
H	1.8761950	-1.6978740	0.0301990
H	3.2545750	-0.8678540	2.4668260

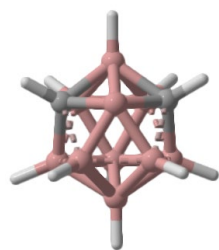


G(Solv) = -331.410736

0 imaginary frequencies

---

C	4.5429100	1.7943280	-0.0063940
H	5.2471860	2.6201030	-0.0108140
B	2.3325770	-0.8196250	0.0091250
B	2.0603760	0.8472330	0.7599290
H	1.0362270	1.0903420	1.3319870
B	2.8894030	2.1479550	-0.1467900
H	2.5656830	3.2936060	-0.2451650
B	3.2740380	-0.2387600	1.4429510
H	3.3029060	-0.7858980	2.5085080
B	5.0151960	0.3685100	-0.7740690
H	6.1061010	0.2033020	-1.2217170
B	3.5599900	1.5549130	1.3953850
H	3.6815370	2.3026970	2.3179520
B	2.1838480	0.7324290	-0.9836050
H	1.2522960	0.8892480	-1.7203610
B	3.4712100	-0.4220810	-1.3417120
H	3.6441510	-1.1029440	-2.3123020
B	4.8896830	0.4851650	0.9991350
H	5.9053850	0.3898900	1.6131570
B	3.7641800	1.3651780	-1.4890180
H	4.0208260	1.9874790	-2.4749050
C	4.1800440	-0.7741270	0.1369210
H	4.6585860	-1.7442240	0.2345320



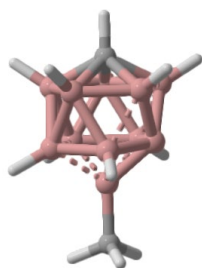
G(Solv) = -331.420877

0 imaginary frequencies

---

C	4.5200710	1.7736550	-0.0080950
H	5.2101650	2.6108160	0.0061250
B	2.4391340	-0.6724210	0.0208200
B	2.0409050	0.8707080	0.7827460
B	2.8571700	2.1378900	-0.1380660
H	2.5108150	3.2749380	-0.2401830
B	3.3093940	-0.1659020	1.4824320
B	5.2088700	0.3057280	-0.8705970
B	3.5667710	1.5650330	1.3845730
H	3.7034020	2.3031120	2.3111950
B	2.1995480	0.7456390	-1.0118270
H	1.2614920	0.8434070	-1.7457130
B	3.5666810	-0.3656580	-1.3684480
H	3.5214590	-1.1445720	-2.2723710
B	4.9421850	0.4462200	0.9114930
H	5.8370890	0.3577890	1.6965530
B	3.8242260	1.3657530	-1.4663880
H	3.9927550	2.0197420	-2.4511190
C	4.1380430	-0.7944950	0.1371120
H	4.5554530	-1.7890710	0.2548560
H	1.7756720	-1.6637600	0.0389060
H	3.2407820	-0.8049120	2.4869250
H	0.9979950	1.0567260	1.3378200

*m*-[12-CH<sub>3</sub>-CB<sub>11</sub>H<sub>10</sub>]<sup>2-</sup>



G(Solv) = -357.613298

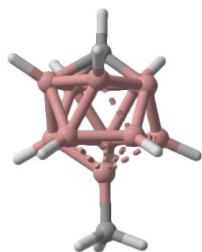
0 imaginary frequencies

---

C	0.0352810	0.0220930	1.5330060
H	0.0477510	0.0314130	2.6226630
B	-0.0414850	-0.0238400	-1.7063900
B	1.4788470	-0.3023030	-0.7720520
H	2.5427070	-0.5203950	-1.3006430
B	-1.5165800	-0.6990330	-0.8004300
B	-1.5015210	0.2677660	0.7140640
H	-2.4172100	0.5177430	1.4646260
B	0.1231150	-1.5098840	-0.7661790
H	0.3576910	-2.5942610	-1.2570720
B	1.3911150	0.6427680	0.7241590
H	2.3160060	1.0701030	1.3656470
B	-0.7766050	-1.3086800	0.7193580
H	-1.1849900	-2.1624360	1.4734420
B	-1.0645770	1.0736710	-0.7746900
H	-1.7337490	1.9549650	-1.2720850
B	0.7346560	1.3165050	-0.7773580
H	1.2630610	2.2631310	-1.3097610
B	1.0182070	-1.1022000	0.7376140
H	1.7000830	-1.8407190	1.4006000
B	-0.1762320	1.4957680	0.7290730
H	-0.2945040	2.4977460	1.3863190
C	-0.0041140	-0.0120290	-3.3317910
H	0.0900020	1.0032070	-3.7516320

H	0.8285620	-0.6042030	-3.7462920
H	-0.9389660	-0.4428680	-3.7197140

***o*-[12-CH<sub>3</sub>-CB<sub>11</sub>H<sub>10</sub>]<sup>2-</sup>**



G(Solv) = -231.07

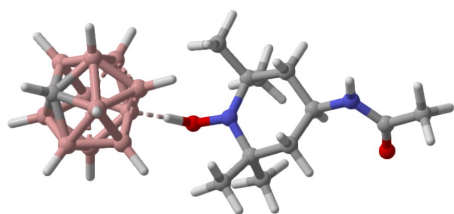
0 imaginary frequencies

---

C	0.0093760	0.0095840	1.5192830
H	0.0645780	0.0078110	2.6060870
B	0.0006000	-0.0136260	-1.7155740
B	1.4986880	-0.2825000	-0.7820150
H	2.5662670	-0.4847090	-1.3108340
B	-1.3811550	-0.6409210	-0.7291100
B	-1.6660920	0.3130420	0.8288070
B	0.1868310	-1.5056430	-0.7455240
H	0.3185400	-2.5898420	-1.2613290
B	1.3748580	0.6528020	0.7164780
H	2.2873830	1.0929430	1.3663330
B	-0.7618990	-1.2760680	0.7839210
H	-1.1263150	-2.2420500	1.4120460
B	-1.0631680	1.0793020	-0.7447560
H	-1.7626080	1.8781910	-1.3258640
B	0.7101720	1.3275430	-0.7666880
H	1.2160550	2.2852420	-1.3013570
B	1.0536440	-1.0899820	0.7294530
H	1.7510510	-1.8175140	1.3875240
B	-0.2558780	1.4746640	0.7624150
H	-0.2501120	2.5168010	1.3742750
C	-0.0119990	-0.0240350	-3.3378610

H	0.4578550	0.8766290	-3.7634840
H	0.5249160	-0.8900080	-3.7566720
H	-1.0375100	-0.0649190	-3.7367690
H	-2.3189140	-1.1449740	-1.3054380

## *TS-1*



G(Solv) = -1010.027662

1 imaginary frequencies: -398.02

---

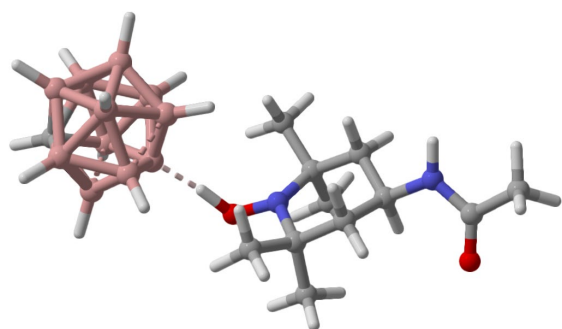
O	-0.4162760	-0.7333940	1.4444140
N	0.6793510	-0.4890000	0.7636460
H	-1.3499340	-0.4007520	0.8954790
C	1.4240460	0.7282330	1.2001210
C	2.5210610	1.0340640	0.1676370
H	2.0629800	1.4857240	-0.7218510
H	3.2056210	1.7690720	0.6001840
C	0.4422230	1.9048140	1.2488400
H	-0.0376190	2.0541460	0.2789970
H	0.9952850	2.8137030	1.5049810
H	-0.3357650	1.7558420	2.0009130
C	3.3113090	-0.2018140	-0.2702680
H	3.8147490	-0.6370710	0.5964250
C	-5.3193210	0.6247030	-1.0180480
H	-6.2577790	0.8720610	-1.4994860
C	2.0190790	0.4907170	2.6029310
H	1.2321750	0.1819230	3.2967480
H	2.4639450	1.4200580	2.9721090
H	2.8002010	-0.2730600	2.5976830
B	-2.6813990	-0.0684530	0.3307000
B	-2.9762160	1.6050010	-0.0004030
H	-2.2543870	2.5127190	0.2460790
B	-4.0559090	-1.0064790	0.7896060
H	-4.0562880	-1.8935300	1.5793720
B	-5.0369250	-1.0206670	-0.6899720

H	-5.8471360	-1.8327230	-0.9875260
B	-3.8661850	0.7217750	1.3068630
H	-3.7374990	1.0172500	2.4500480
B	-3.9617980	1.5482590	-1.4679230
H	-4.0712490	2.4118580	-2.2723890
B	-5.3941300	0.1432730	0.6162800
H	-6.4417680	0.0930000	1.1677600
C	1.2487760	-1.6760200	0.0639550
C	2.3533660	-1.2071150	-0.8985950
H	1.8814090	-0.7463660	-1.7777860
H	2.8982270	-2.0912570	-1.2466900
C	0.1328670	-2.3461920	-0.7469780
H	-0.3332570	-1.6369490	-1.4354110
H	0.5642590	-3.1654540	-1.3306620
H	-0.6426790	-2.7607160	-0.1008570
C	1.7963360	-2.6710970	1.1074790
H	1.0170750	-2.9123210	1.8354780
H	2.1017070	-3.5962910	0.6077750
H	2.6618030	-2.2737720	1.6433660
B	-3.2820460	-1.1936150	-0.8371260
H	-2.7670740	-2.2108290	-1.1638730
B	-2.6017170	0.4183340	-1.3209310
H	-1.6073760	0.5065510	-1.9702810
B	-4.7362530	1.7315240	0.1332620
H	-5.3486710	2.7172300	0.3733110
B	-4.1488580	-0.1550010	-1.9779640
H	-4.3804190	-0.3999930	-3.1143140
N	4.3719520	0.1402540	-1.2062290
H	4.1452440	0.2000100	-2.1892070
C	5.5655580	0.6431440	-0.7615710
O	5.8234510	0.7412740	0.4323830
C	6.5496580	1.0554050	-1.8426130
H	7.5001800	0.5451840	-1.6633520
H	6.2088340	0.8292440	-2.8576220



H	6.7361200	2.1308780	-1.7609920
---	-----------	-----------	------------

### ***TS-2***



G(Solv) = -1010.023987

1 imaginary frequencies: -231.07

---

O	0.4137660	0.7829070	1.4304870
N	-0.6605590	0.4926590	0.7012560
H	1.3281860	0.4724560	0.9128990
C	-1.4061670	-0.7030640	1.1881170
C	-2.5125470	-1.0307500	0.1723850
H	-2.0604740	-1.4895480	-0.7165480
H	-3.1863450	-1.7656490	0.6219920
C	-0.4284960	-1.8827120	1.2556670
H	0.0581610	-2.0416290	0.2903180
H	-0.9828290	-2.7885250	1.5202470
H	0.3440040	-1.7248410	2.0112870
C	-3.3167220	0.1941360	-0.2702510
H	-3.8175410	0.6322040	0.5963010
C	-1.9883120	-0.4390220	2.5918610
H	-1.1984570	-0.1002010	3.2680010
H	-2.4123290	-1.3659310	2.9906570
H	-2.7829490	0.3102260	2.5798470
B	2.7171460	0.1222730	0.3560710
B	3.0475650	-1.5704820	0.2645840
H	2.3743590	-2.4316680	0.7235380
B	4.0872980	1.1412540	0.5717430

H	4.2136850	2.0947220	1.2629760
B	4.9788800	0.9612250	-0.9582890
H	5.7433190	1.8091430	-1.2752580
B	3.9862640	-0.4903450	1.3445660
H	4.0477920	-0.5688540	2.5247280
B	3.9391240	-1.7232680	-1.2732860
H	3.9034460	-2.7235540	-1.9123560
C	-1.2599660	1.6819240	0.0346790
C	-2.3729040	1.2032870	-0.9137650
H	-1.9073210	0.7417970	-1.7958830
H	-2.9278800	2.0822470	-1.2592070
C	-0.1690330	2.3711420	-0.7944590
H	0.2894440	1.6692350	-1.4952020
H	-0.6182190	3.1906680	-1.3642710
H	0.6156250	2.7892390	-0.1608490
C	-1.8034070	2.6687740	1.0882410
H	-1.0203040	2.9087790	1.8124400
H	-2.1152860	3.5963190	0.5969350
H	-2.6641200	2.2671620	1.6279790
B	3.2127560	1.0820100	-0.9913720
H	2.6528950	2.0454160	-1.3966170
B	2.5481250	-0.5976490	-1.1871590
H	1.5067290	-0.7916500	-1.7328370
B	4.8163750	-1.6471800	0.2775960
H	5.4751930	-2.5017600	0.7669090
B	4.0403220	-0.0982250	-2.0433700
H	4.0758340	0.0408450	-3.2222880
N	-4.3828360	-0.1652400	-1.1938200
H	-4.1599560	-0.2462920	-2.1762110
C	-5.5713220	-0.6660830	-0.7337090
O	-5.8241300	-0.7427510	0.4629640
C	-6.5576170	-1.1059920	-1.8019650
H	-7.5145810	-0.6088970	-1.6204950
H	-6.2284180	-0.8863440	-2.8222280

H	-6.7262580	-2.1833880	-1.7067580
B	5.4092080	-0.7488230	-1.1292020
C	5.3260650	-0.0157750	0.4064120
H	6.4720340	-1.0271140	-1.5762130
H	6.2564890	0.1730730	0.9278180

#### IV. X-ray Crystallography

The structures were solved with the dual-space algorithm using *SHELXT*<sup>[18]</sup> and were refined by full-matrix least-squares methods on *F*<sup>2</sup> with *SHELXL-2014*<sup>[19]</sup> using the GUI *OLEX2*<sup>[20]</sup>. The graphical output was produced with the help of the program *Mercury*<sup>[21]</sup>. The hydrogen atoms of the carboranes bound to a boron atom were refined with the AFIX 153 command, fixing the B-H distance to 1.10 Å. Hydrogen atoms of the carboranes bound to a carbon atom were refined with the AFIX 154 command, allowing the C-H distance to vary. If the distances became too short, they were fixed at a minimal distance of 0.96 Å.

#### Crystal structure of 2 (CCDC: 2407119 )

20 mg of the Protonated salt of the product was dissolved in acetone (0.6 mL) and filtered into an NMR tube (5 mm diameter, 18 cm length) via slow evaporation, Crystals suitable for X-ray diffraction grew within 1 week at 25 °C.

**Table 1 Crystal data and structure refinement for 231024\_OR.**

Identification code	231024_OR
Empirical formula	C <sub>12</sub> H <sub>33</sub> B <sub>11</sub> N <sub>2</sub> O <sub>2</sub>
Formula weight	356.31
Temperature/K	170.00
Crystal system	orthorhombic
Space group	Pnma
a/Å	10.0719(4)
b/Å	10.9585(5)
c/Å	18.5142(8)
α/°	90
β/°	90
γ/°	90
Volume/Å <sup>3</sup>	2043.47(15)
Z	4
ρ <sub>calc</sub> /cm <sup>3</sup>	1.158
μ/mm <sup>-1</sup>	0.314
F(000)	760.0
Crystal size/mm <sup>3</sup>	0.19 × 0.04 × 0.02
Radiation	GaKα (λ = 1.34139)
2θ range for data collection/°	8.156 to 121.23
Index ranges	-13 ≤ h ≤ 13, -14 ≤ k ≤ 14, -23 ≤ l ≤ 24
Reflections collected	26841

Independent reflections      2466 [ $R_{\text{int}} = 0.0845$ ,  $R_{\text{sigma}} = 0.0481$ ]  
Data/restraints/parameters    2466/0/142  
Goodness-of-fit on  $F^2$         1.053  
Final R indexes [ $I \geq 2\sigma(I)$ ]    $R_1 = 0.0562$ ,  $wR_2 = 0.1574$   
Final R indexes [all data]      $R_1 = 0.0746$ ,  $wR_2 = 0.1719$   
Largest diff. peak/hole /  $e \text{ \AA}^{-3}$  0.37/-0.23

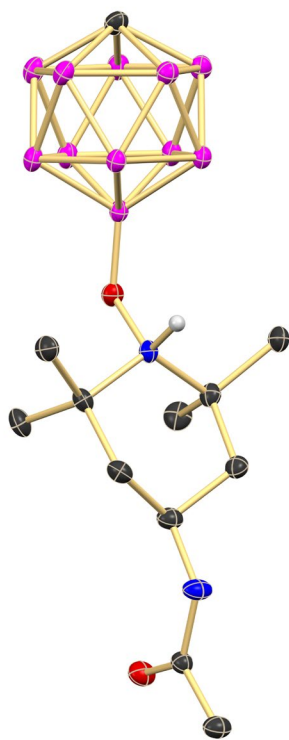


Figure S4. ORTEP representation of 2. Hydrogen atoms omitted for clarity; 30% displacement ellipsoids.

## Crystal structure of 3b (CCDC: 2407120 )

**Table 2 Crystal data and structure refinement for 3.**

Identification code	241017_OR_CH3_TEMPO
Empirical formula	C <sub>21</sub> H <sub>54</sub> B <sub>11</sub> N <sub>3</sub> O <sub>2</sub>
Formula weight	499.58
Temperature/K	170.00
Crystal system	monoclinic
Space group	P2 <sub>1</sub> /c
a/Å	13.1967(5)
b/Å	22.4636(8)
c/Å	20.8837(8)
α/°	90
β/°	92.836(2)
γ/°	90
Volume/Å <sup>3</sup>	6183.3(4)
Z	8
ρ <sub>calc</sub> /cm <sup>3</sup>	1.073
μ/mm <sup>-1</sup>	0.290
F(000)	2176.0
Crystal size/mm <sup>3</sup>	0.13 × 0.09 × 0.07
Radiation	GaKα (λ = 1.34139)
2θ range for data collection/°	5.834 to 121.266
Index ranges	-17 ≤ h ≤ 17, -29 ≤ k ≤ 23, -20 ≤ l ≤ 27
Reflections collected	67077
Independent reflections	14162 [R <sub>int</sub> = 0.0425, R <sub>sigma</sub> = 0.0383]
Data/restraints/parameters	14162/0/687
Goodness-of-fit on F <sup>2</sup>	1.037
Final R indexes [I ≥ 2σ (I)]	R <sub>1</sub> = 0.0457, wR <sub>2</sub> = 0.1216
Final R indexes [all data]	R <sub>1</sub> = 0.0579, wR <sub>2</sub> = 0.1305
Largest diff. peak/hole / e Å <sup>-3</sup>	0.23/-0.23

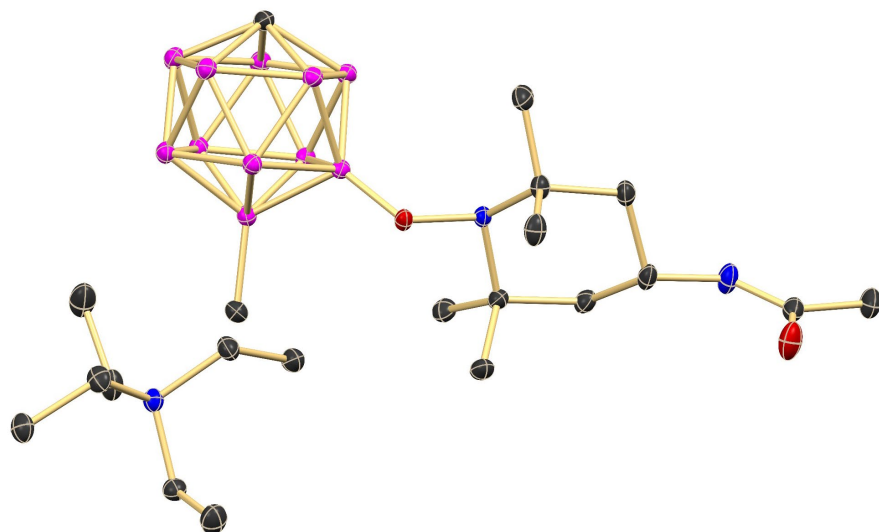


Figure S5. ORTEP representation of 3. Hydrogen atoms omitted for clarity; 30% displacement ellipsoids.

## Crystal structure of 4b (CCDC: 2407121)

**Table 3 Crystal data and structure refinement for 4b.**

Identification code	240103_OR_COOH_0m
Empirical formula	C <sub>24</sub> H <sub>55</sub> B <sub>11</sub> N <sub>2</sub> O <sub>7</sub>
Formula weight	602.61
Temperature/K	170.00
Crystal system	triclinic
Space group	P-1
a/Å	10.4232(6)
b/Å	11.4832(8)
c/Å	14.7581(9)
α/°	93.391(4)
β/°	94.642(4)
γ/°	91.388(4)
Volume/Å <sup>3</sup>	1756.80(19)
Z	2
ρ <sub>calc</sub> /cm <sup>3</sup>	1.139
μ/mm <sup>-1</sup>	0.372
F(000)	648.0
Crystal size/mm <sup>3</sup>	0.05 × 0.03 × 0.02
Radiation	GaKα (λ = 1.34139)
2θ range for data collection/°	5.236 to 114.226
Index ranges	-6 ≤ h ≤ 13, -14 ≤ k ≤ 14, -18 ≤ l ≤ 18
Reflections collected	19898
Independent reflections	7117 [R <sub>int</sub> = 0.1010, R <sub>sigma</sub> = 0.1425]
Data/restraints/parameters	7117/0/409
Goodness-of-fit on F <sup>2</sup>	0.940
Final R indexes [I ≥ 2σ (I)]	R <sub>1</sub> = 0.0781, wR <sub>2</sub> = 0.1772
Final R indexes [all data]	R <sub>1</sub> = 0.1875, wR <sub>2</sub> = 0.2293
Largest diff. peak/hole / e Å <sup>-3</sup>	0.24/-0.31



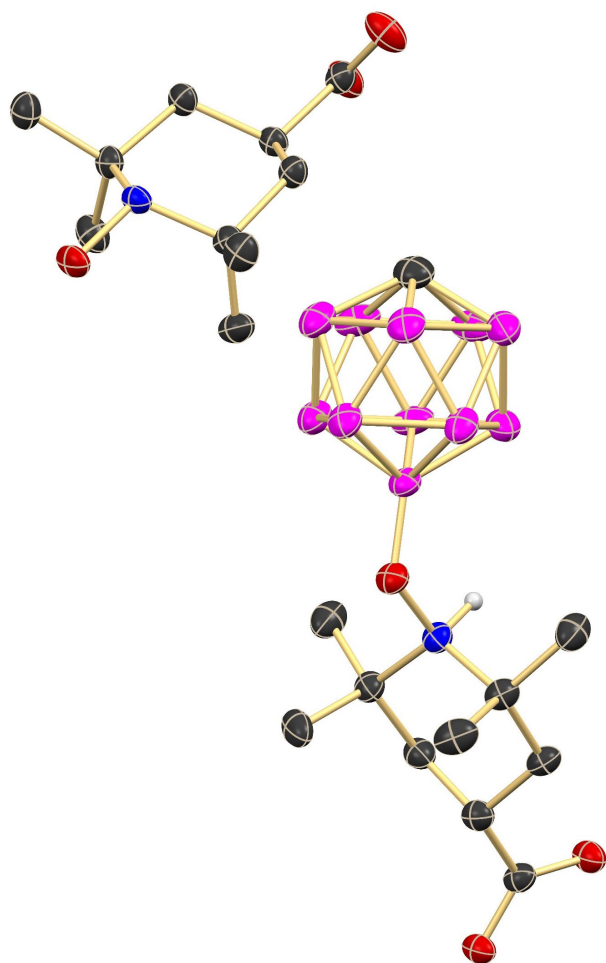


Figure S6. ORTEP representation of 4b. Hydrogen atoms omitted for clarity; 30% displacement ellipsoids.

## Crystal structure of 4c (CCDC: 2407122)

**Table 4 Crystal data and structure refinement for 240322\_OR\_OCH<sub>3</sub>.**

Identification code	240322_OR_OCH <sub>3</sub>
Empirical formula	C <sub>21</sub> H <sub>53</sub> B <sub>11</sub> Cl <sub>6</sub> N <sub>2</sub> O <sub>2</sub>
Formula weight	697.26
Temperature/K	170.00
Crystal system	monoclinic
Space group	P2 <sub>1</sub> /c
a/Å	23.2378(9)
b/Å	9.4437(4)
c/Å	17.9211(7)
α/°	90
β/°	109.4290(10)
γ/°	90
Volume/Å <sup>3</sup>	3708.8(3)
Z	4
ρ <sub>calc</sub> /cm <sup>3</sup>	1.249
μ/mm <sup>-1</sup>	2.923
F(000)	1464.0
Crystal size/mm <sup>3</sup>	0.09 × 0.05 × 0.03
Radiation	GaKα (λ = 1.34139)
2θ range for data collection/°	7.018 to 121.278
Index ranges	-30 ≤ h ≤ 30, -11 ≤ k ≤ 12, -23 ≤ l ≤ 23
Reflections collected	40697
Independent reflections	8510 [R <sub>int</sub> = 0.0417, R <sub>sigma</sub> = 0.0357]
Data/restraints/parameters	8510/0/388
Goodness-of-fit on F <sup>2</sup>	1.053
Final R indexes [I ≥ 2σ (I)]	R <sub>1</sub> = 0.0445, wR <sub>2</sub> = 0.1182
Final R indexes [all data]	R <sub>1</sub> = 0.0545, wR <sub>2</sub> = 0.1248
Largest diff. peak/hole / e Å <sup>-3</sup>	0.69/-0.70

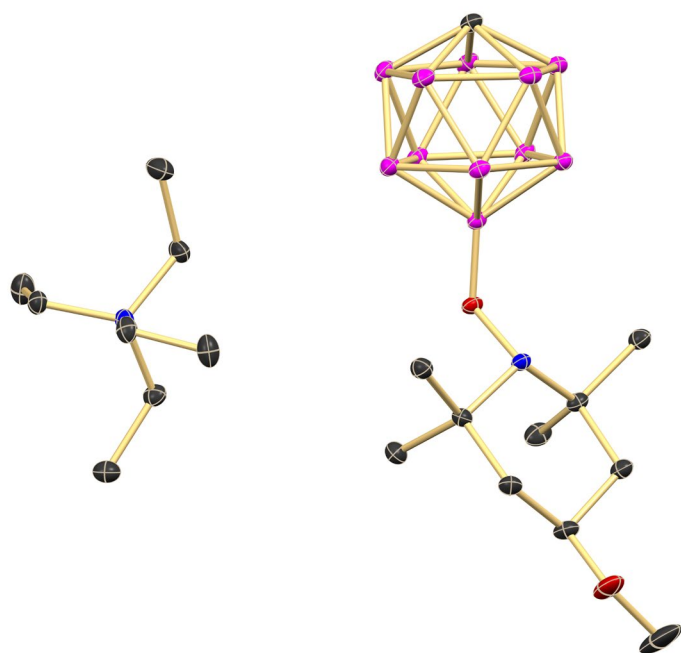


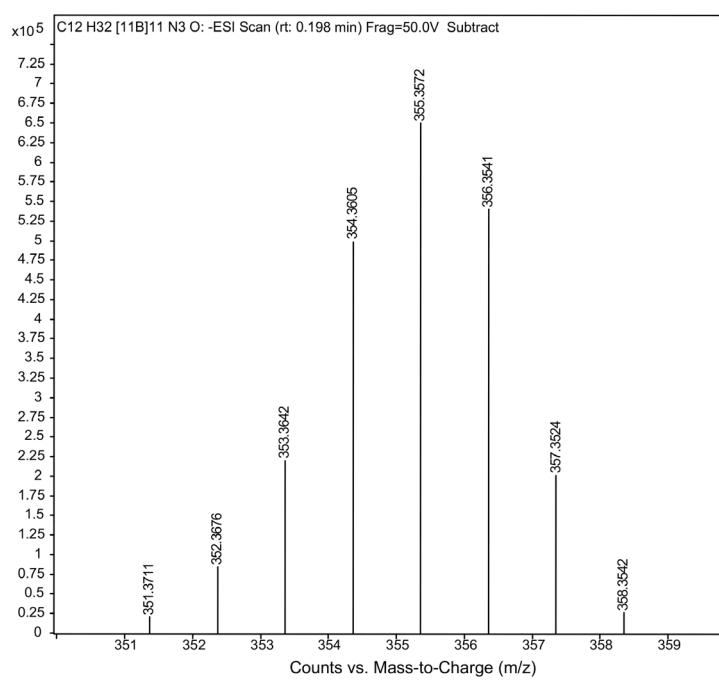
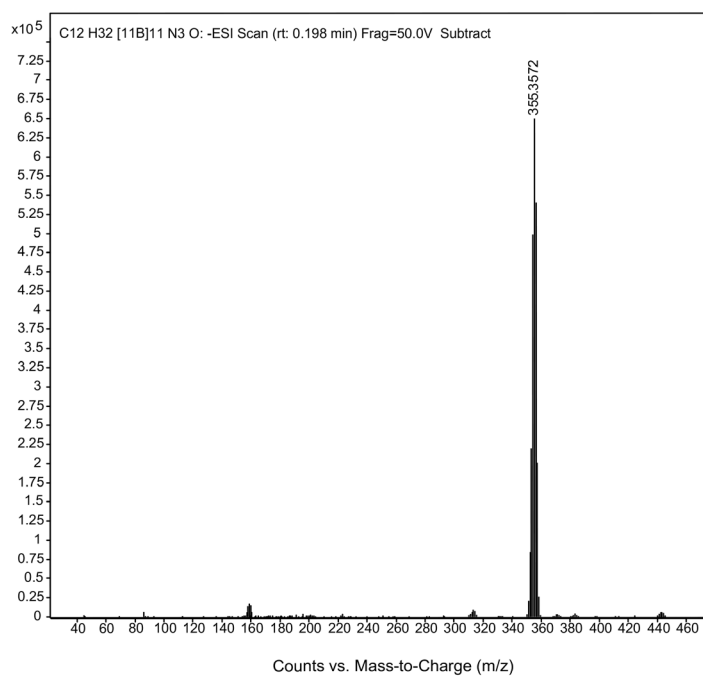
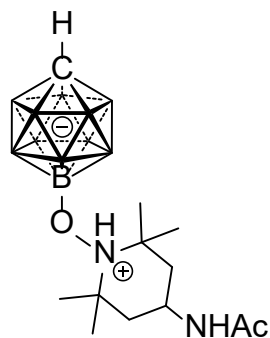
Figure S7. ORTEP representation of 4c. Hydrogen atoms omitted for clarity; 30% displacement ellipsoids.

## V References

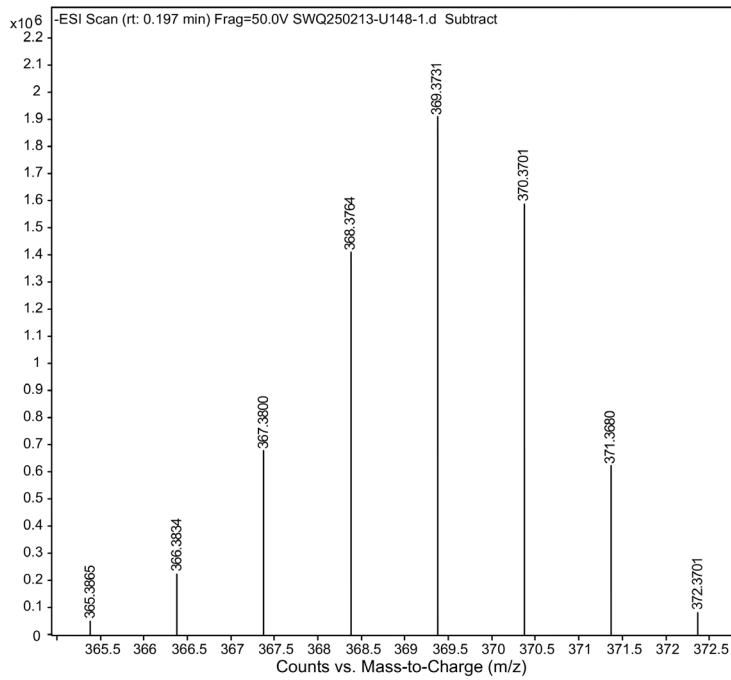
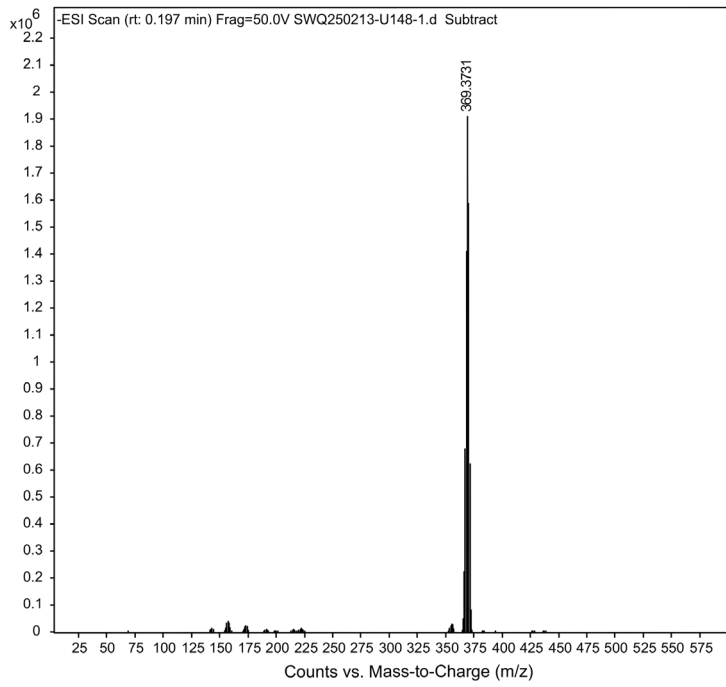
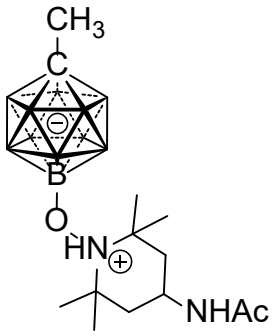
- [1] C. A. Reed, *Acc. Chem. Res.* **2010**, *43*, 121-128.
- [2] T. Jelínek, J. Plešek, S. Hermanek, B. Stibr, *Collection Czechoslovak Chem. Commun.* **1986**, *51*, 819-829.
- [3] B. r. Gruner, Z. k. Janoušek, B. T. King, J. N. Woodford, C. H. Wang, V. c. Všetec̃ka, J. Michl, *J. Am. Chem. Soc.* **1999**, *121*, 3122-3126.
- [4] B. T. King, S. Kořbe, P. J. Schreiber, J. Clayton, A. Neřmcova', Z. Havlas, K. Vyakaranam, M. G. Fete, I. Zharov, J. Ceremuga, J. Michl, *J. Am. Chem. Soc.* **2007**, *129*, 12960-12980.
- [5] D. S. Wilbur, D. K. Hamlin, R. R. Srivastava, M.-K. Chyan, *Nuclear Medicine and Biology* **2004**, *31*, 523-530.
- [6] D. A. Singleton, A. A. Thomas, *J. Am. Chem. Soc.* **1995**, *117*, 9357-9358.
- [7] G. W. T. M. J. Frisch, H. B. Schlegel, G. E. Scuseria, M. A. Robb, J. R. Cheeseman, G. Scalmani, V. Barone, B. Mennucci, G. A. Petersson, H. Nakatsuji, M. Caricato, X. Li, H. P. Hratchian, A. F. Izmaylov, J. Bloino, G. Zheng, J. L. Sonnenberg, M. Hada, M. Ehara, K. Toyota, R. Fukuda, J. Hasegawa, M. Ishida, T. Nakajima, Y. Honda, O. Kitao, H. Nakai, T. Vreven, J. A. Montgomery, Jr., J. E. Peralta, F. Ogliaro, M. Bearpark, J. J. Heyd, E. Brothers, K. N. Kudin, V. N. Staroverov, T. Keith, R. Kobayashi, J. Normand, K. Raghavachari, A. Rendell, J. C. Burant, S. S. Iyengar, J. Tomasi, M. Cossi, N. Rega, J. M. Millam, M. Klene, J. E. Knox, J. B. Cross, V. Bakken, C. Adamo, J. Jaramillo, R. Gomperts, R. E. Stratmann, O. Yazyev, A. J. Austin, R. Cammi, C. Pomelli, J. W. Ochterski, R. L. Martin, K. Morokuma, V. G. Zakrzewski, G. A. Voth, P. Salvador, J. J. Dannenberg, S. Dapprich, A. D. Daniels, O. Farkas, J. B. Foresman, J. V. Ortiz, J. Cioslowski, and D. J. Fox, Revision D.01 ed., Gaussian, Inc., Wallingford, CT, **2013**.
- [8] aA. D. Becke, *J. Chem. Phys.* **1993**, *98*, 5648-5652; bC. Lee, W. Yang, R. G. Parr, *Phys. Rev. B* **1988**, *37*, 785-789.
- [9] S. Grimme, S. Ehrlich, L. Goerigk, *J. Comput. Chem.* **2011**, *32*, 1456-1465.
- [10] aR. Ditchfield, W. J. Hehre, J. A. Pople, *J. Chem. Phys.* **1971**, *54*, 724-728; bW. J. Hehre, *J. Chem. Phys.* **1972**, *56*, 2257; cT. Clark, J. Chandrasekhar, G. W. Spitznagel, P. V. R. Schleyer, *J. Comput. Chem.* **1983**, *4*, 294-301; dM. J. Frisch, J. A. Pople, J. S. Binkley, *J. Chem. Phys.* **1984**, *80*, 3265.
- [11] K. Fukui, *J. Phys. Chem.* **1970**, *74*, 4161-4163.
- [12] Y. Zhao, D. G. Truhlar, *Theoretical Chemistry Accounts* **2008**, *120*, 215-241.
- [13] S. Grimme, J. Antony, S. Ehrlich, H. Krieg, *J. Chem. Phys.* **2010**, *132*, 154104.
- [14] R. Krishnan, J. S. Binkley, R. Seeger, J. A. Pople, *J. Chem. Phys.* **1980**, *72*, 650-654.
- [15] A. V. Marenich, C. J. Cramer, D. G. Truhlar, *J. Phys. Chem. B* **2009**, *113*, 6378-6396.
- [16] G. Knizia, J. E. Klein, *Angew. Chem. Int. Ed.* **2015**, *54*, 5518-5522.
- [17] C. Y. Legault, Université de Sherbrooke, Canada, **2020**.
- [18] G. M. Sheldrick, *Acta Cryst.* **2015**, *A71*, 3.
- [19] G. M. Sheldrick, *Acta Cryst.* **2015**, *C71*, 3.
- [20] O. V. Dolomanov, L. J. Bourhis, R. J. Gildea, J. A. K. Howard, H. Puschmann, *J. Appl. Cryst.* **2009**, *42*, 339.
- [21] C. F. Macrae, I. J. Bruno, J. A. Chisholm, P. R. Edgington, P. McCabe, E. Pidcock, L. Rodriguez-Monge, R. Taylor, J. vandeStreek, P. A. Wood, *J. Appl. Cryst.* **2008**, *41*, 466.

## VI Mass spectra

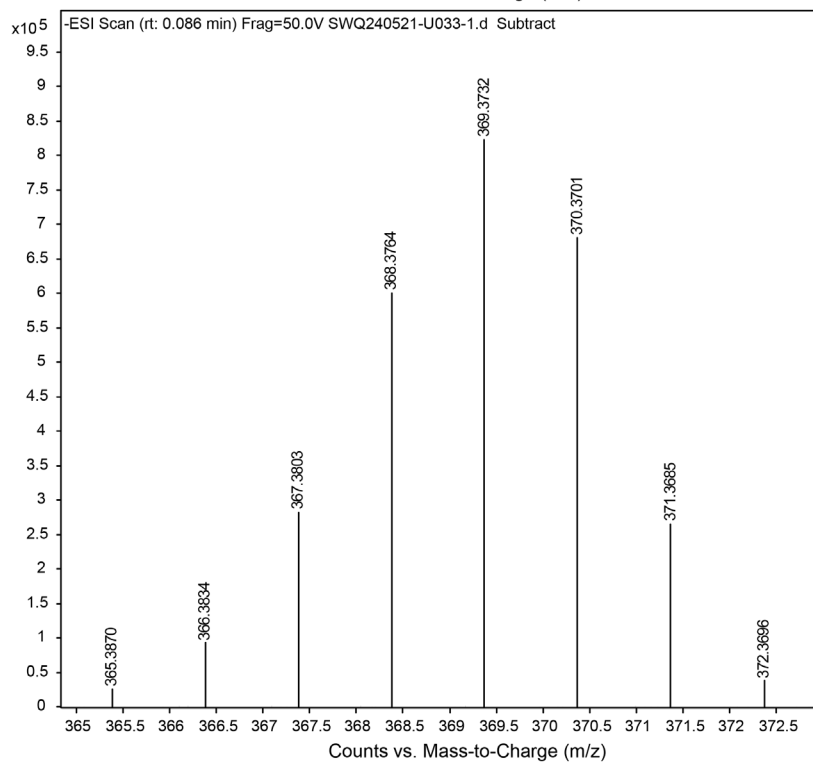
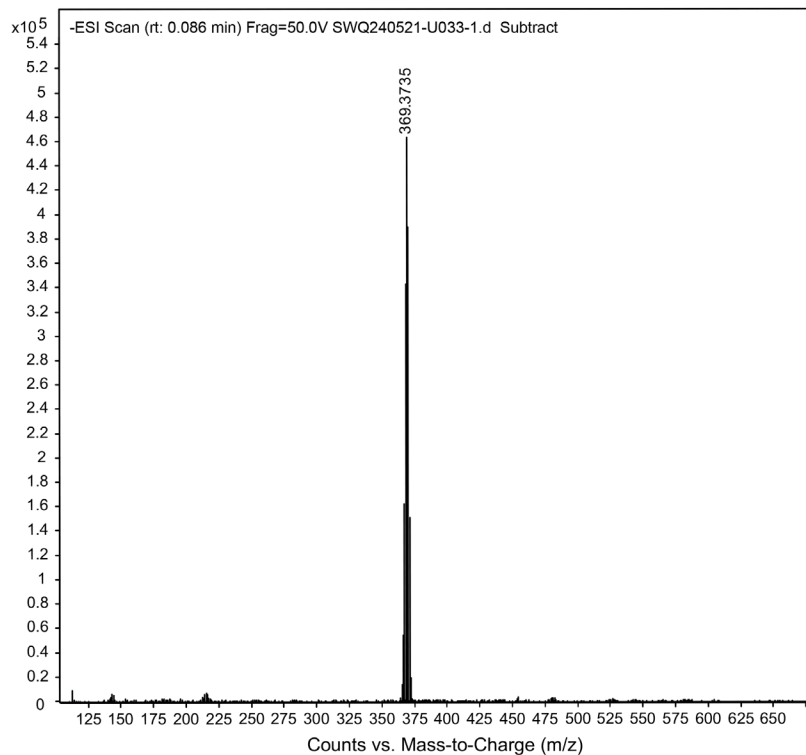
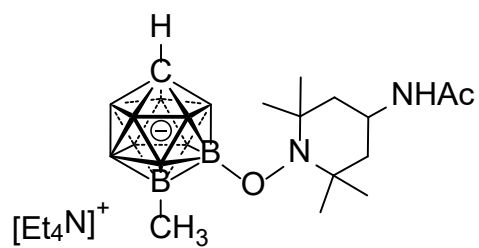
2



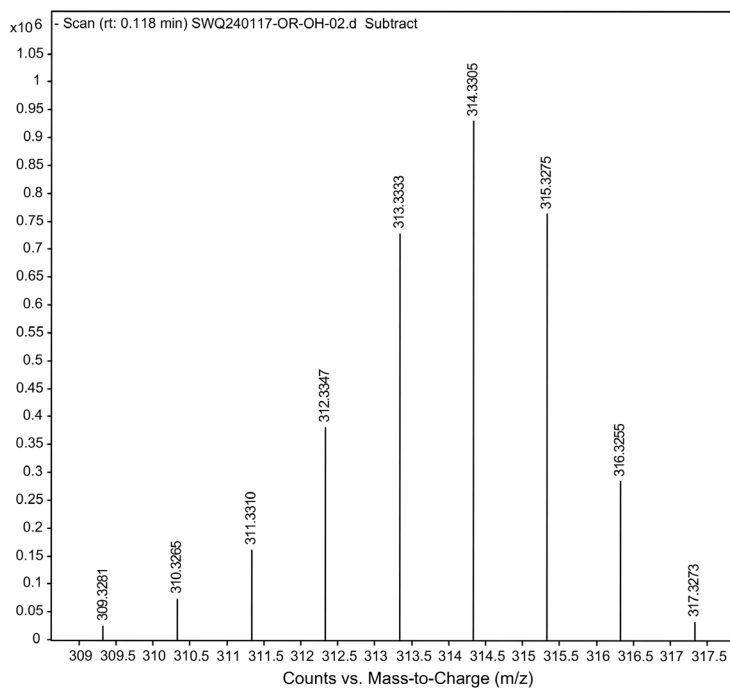
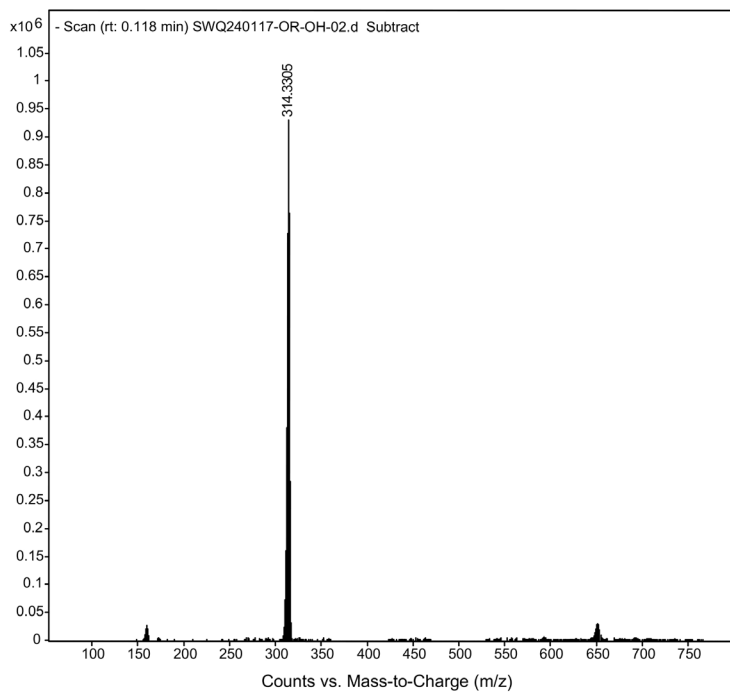
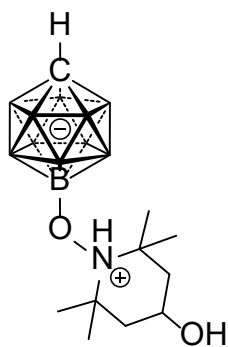
3a



3b

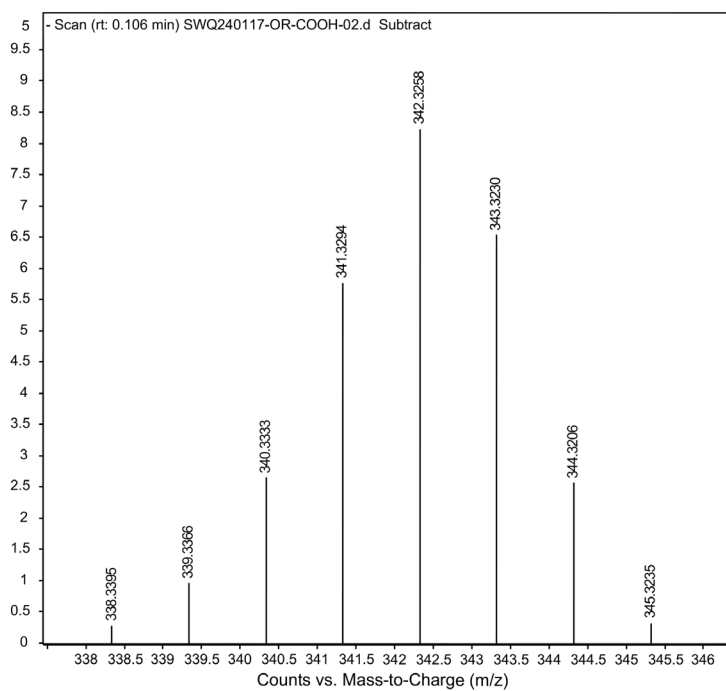
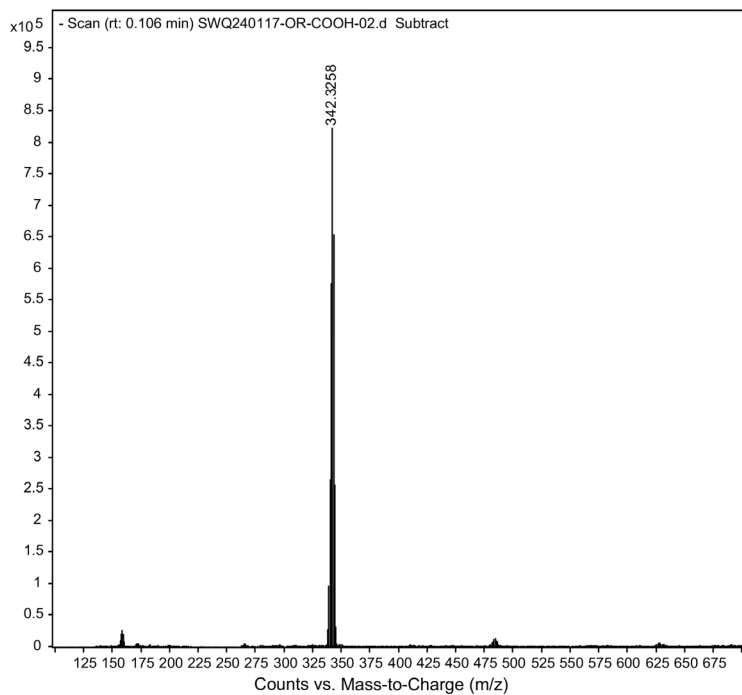
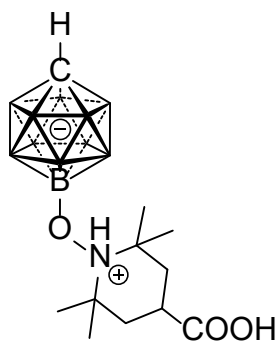


4a

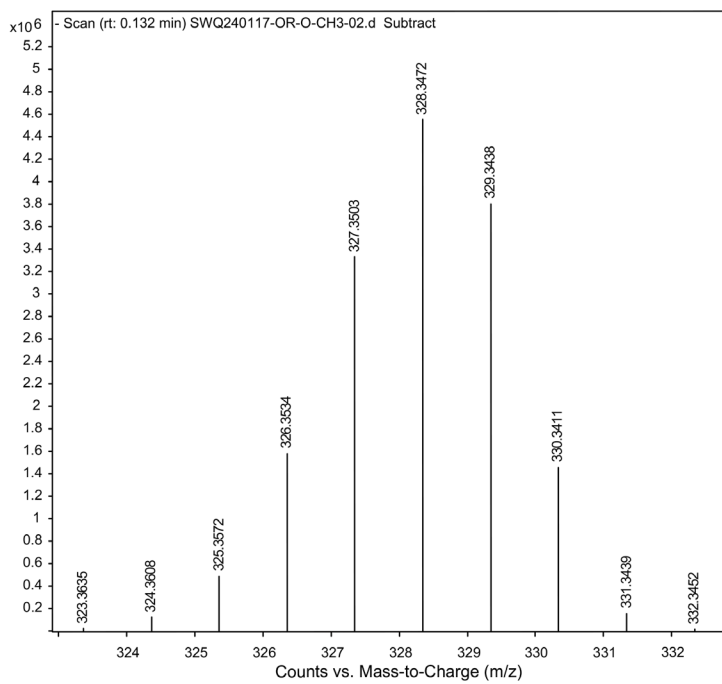
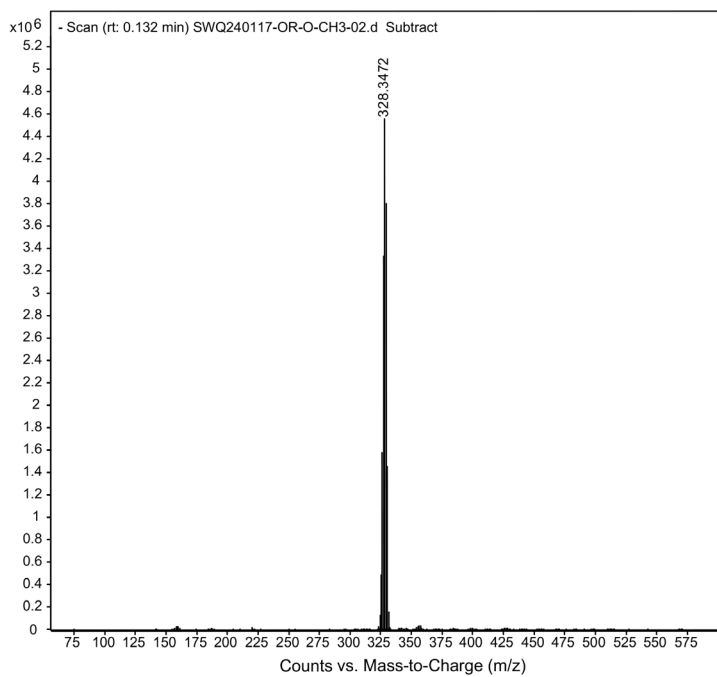
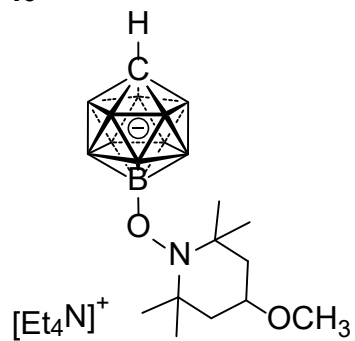




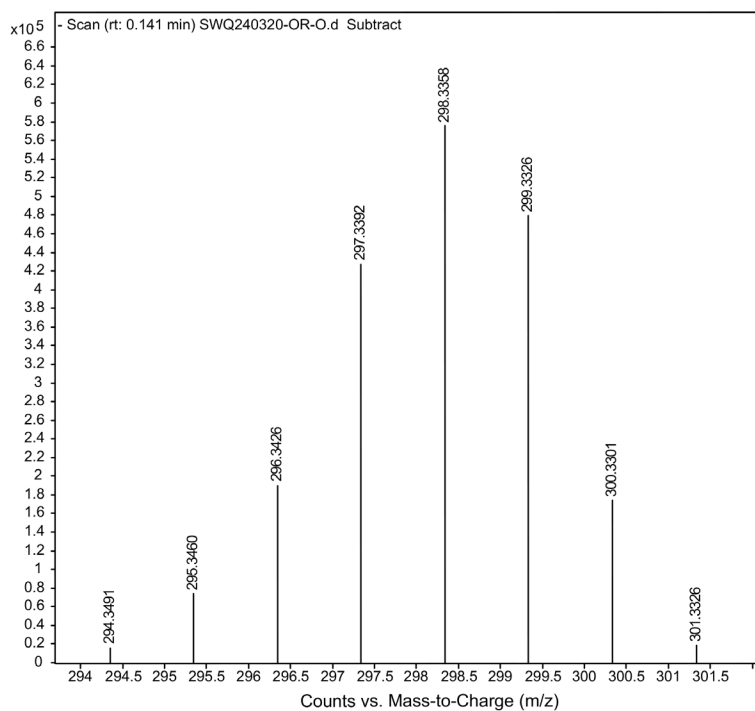
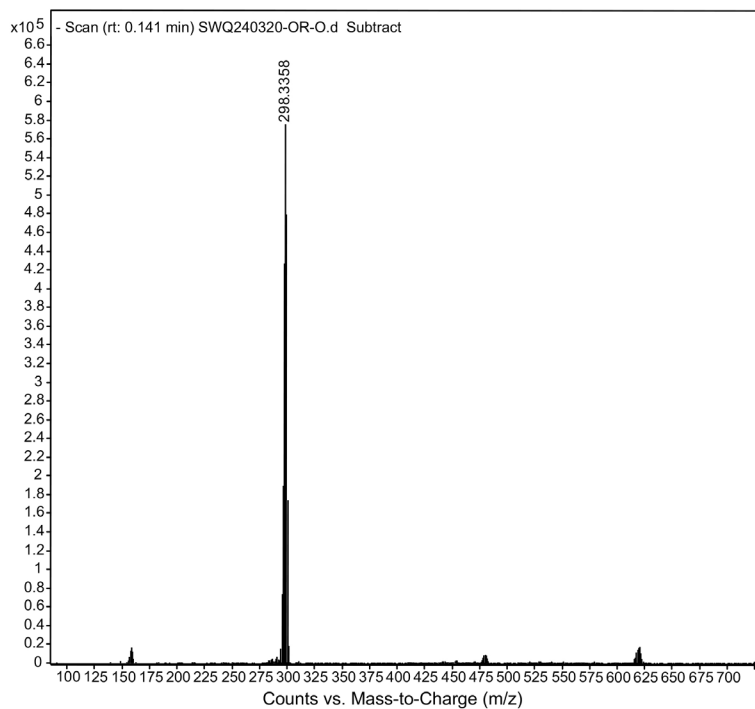
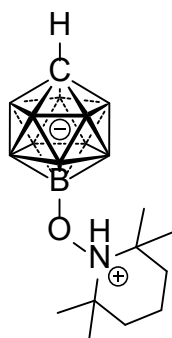
4b



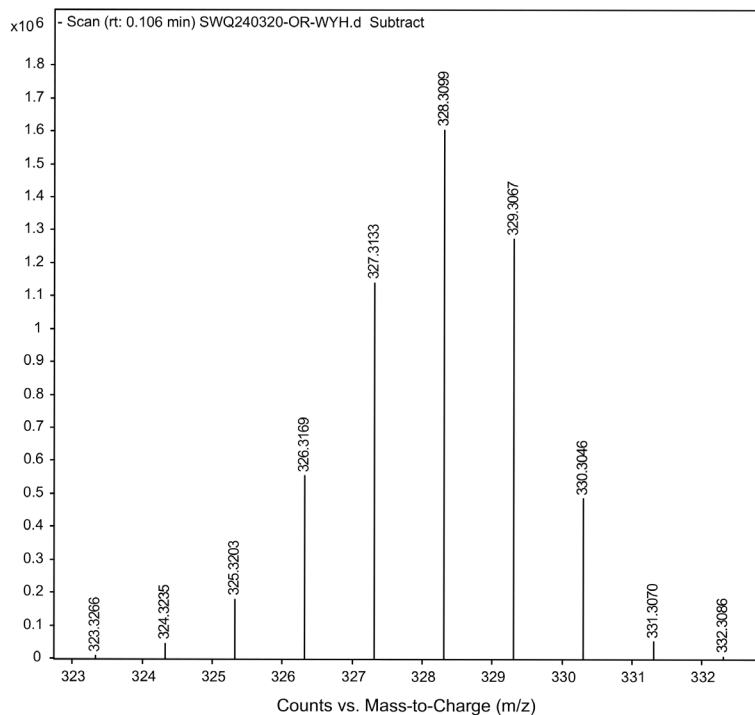
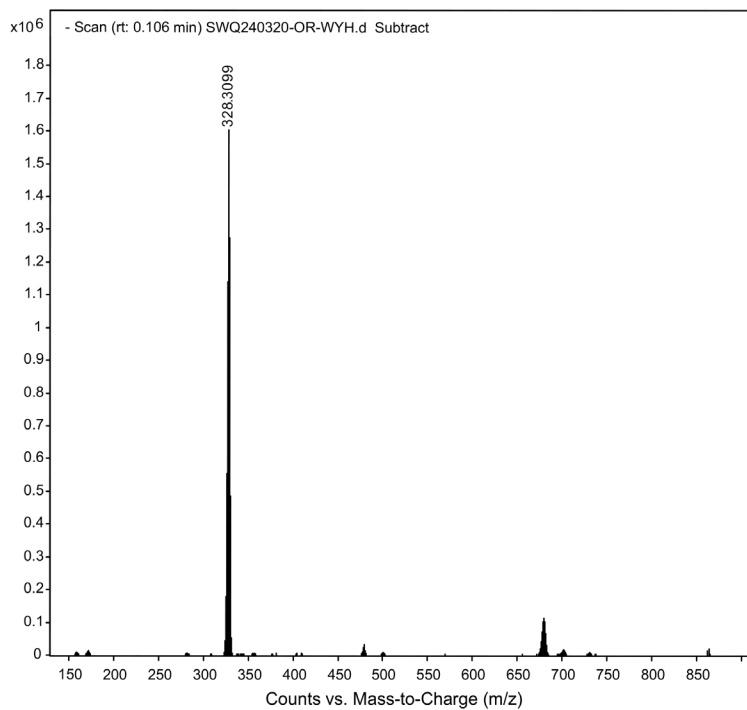
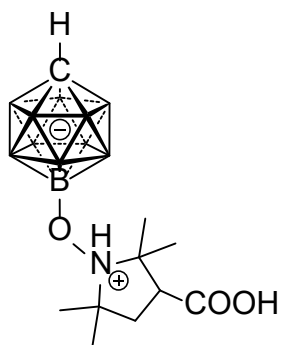
4c



4d

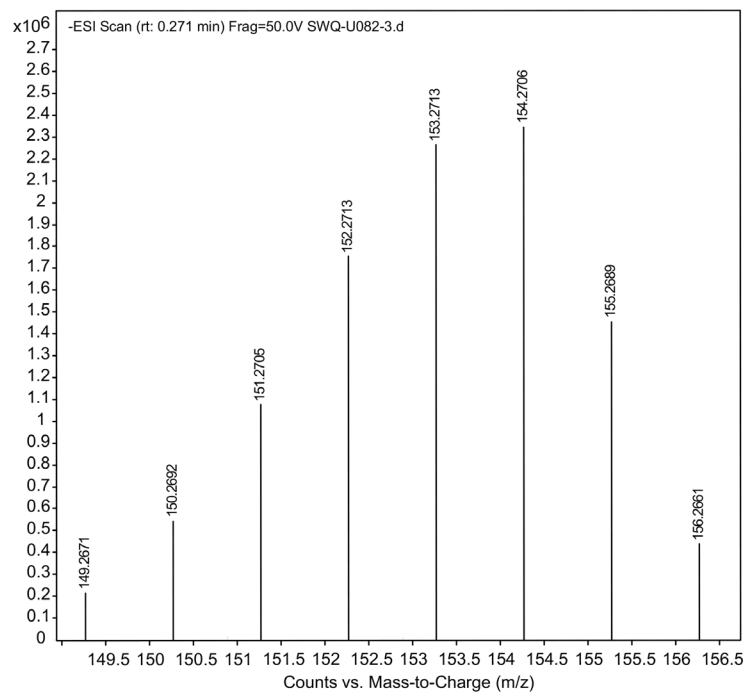
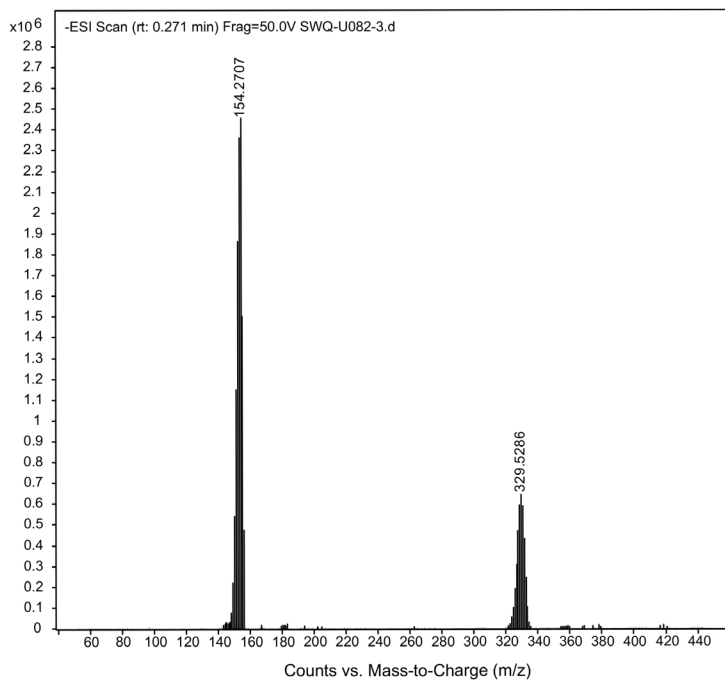
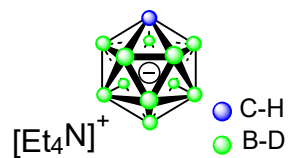


4e



5

[NEt<sub>4</sub>] [H-CB<sub>11</sub>D<sub>11</sub>]



[H][12-NHAc-TEMPO-CB11H11]  
<sup>1</sup>H{<sup>11</sup>B} 400MHZ DMSO T=23 C

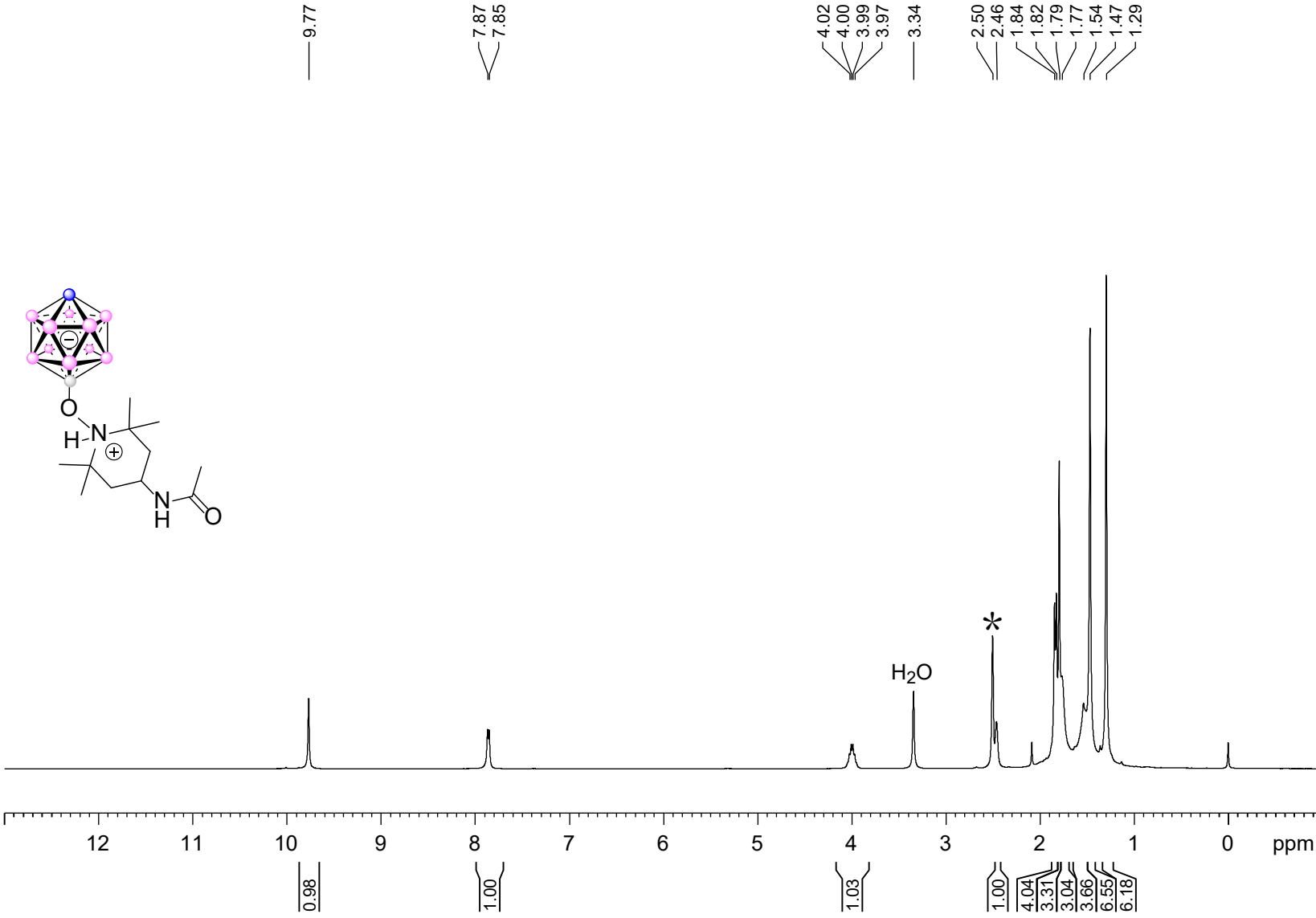
Current Data Parameters  
 NAME 20240323-OR-NHAc  
 EXPNO 2  
 PROCNO 1

F2 - Acquisition Parameters  
 Date\_ 20240323  
 Time\_ 10.42  
 INSTRUM spect  
 PROBHD 5 mm PABBO BB/  
 PULPROG zgig30  
 TD 16384  
 SOLVENT DMSO  
 NS 16  
 DS 4  
 SWH 8012.820 Hz  
 FIDRES 0.489064 Hz  
 AQ 1.0223616 sec  
 RG 107.6  
 DW 62.400 usec  
 DE 6.50 usec  
 TE 297.8 K  
 D1 1.0000000 sec  
 D11 0.0300000 sec  
 TDO 1

==== CHANNEL f1 =====  
 NUC1 1H  
 P1 15.00 usec  
 PLW1 15.48099995 W  
 SFO1 400.1320007 MHz

==== CHANNEL f2 =====  
 CPDPRG[2] garp4  
 NUC2 11B  
 PCPD2 90.00 usec  
 PLW2 52.96599960 W  
 PLW12 0.64477998 W  
 SFO2 128.3776050 MHz

F2 - Processing parameters  
 SI 32768  
 SF 400.1300024 MHz  
 WDW EM  
 SSB 0  
 LB 1.00 Hz  
 GB 0  
 PC 1.40



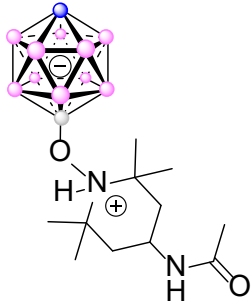
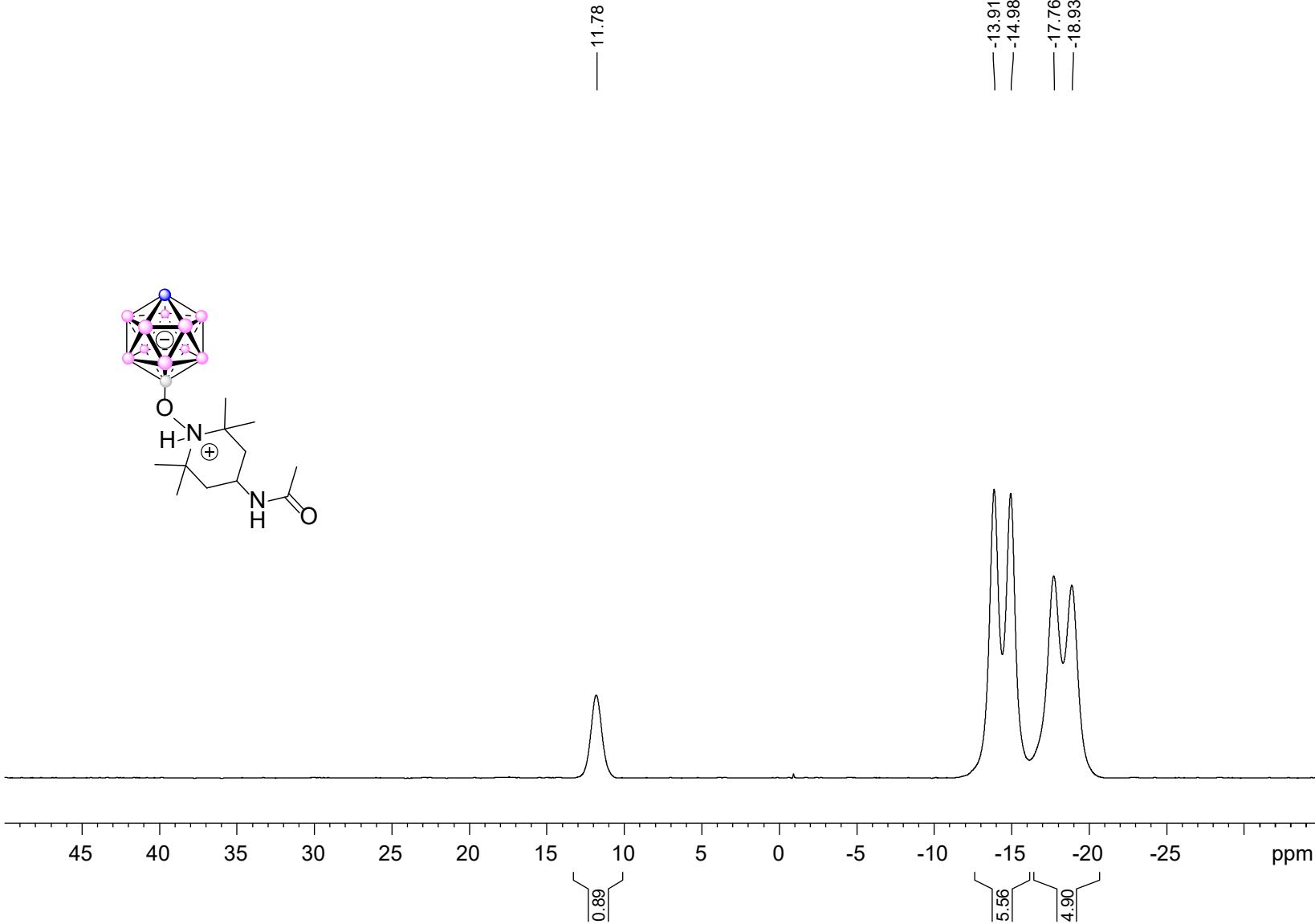
[H][12-NHAc-TEMPO-CB11H11]  
11B 128MHZ Acetone T=23 C

Current Data Parameters  
NAME 20240326-NHAc-OR  
EXPNO 3  
PROCNO 1

F2 - Acquisition Parameters  
Date\_ 20240326  
Time 11.31  
INSTRUM spect  
PROBHD 5 mm FABBO BB/  
PULPROG zg  
TD 65536  
SOLVENT Acetone  
NS 256  
DS 4  
SWH 25510.203 Hz  
FIDRES 0.389255 Hz  
AQ 1.2845056 sec  
RG 193.34  
DW 19.600 usec  
DE 6.50 usec  
TE 297.4 K  
D1 1.0000000 sec  
TDO 1

==== CHANNEL f1 =====  
NUC1 11B  
P1 9.93 usec  
PLW1 52.9659960 W  
SFO1 128.3776052 MHz

F2 - Processing parameters  
SI 32768  
SF 128.3776050 MHz  
WDW EM  
SSB 0  
LB 10.00 Hz  
GB 0  
PC 1.40



[H][12-NHAc-TEMPO-CB11H11]  
11B{1H} 128MHZ Acetone T=23 C

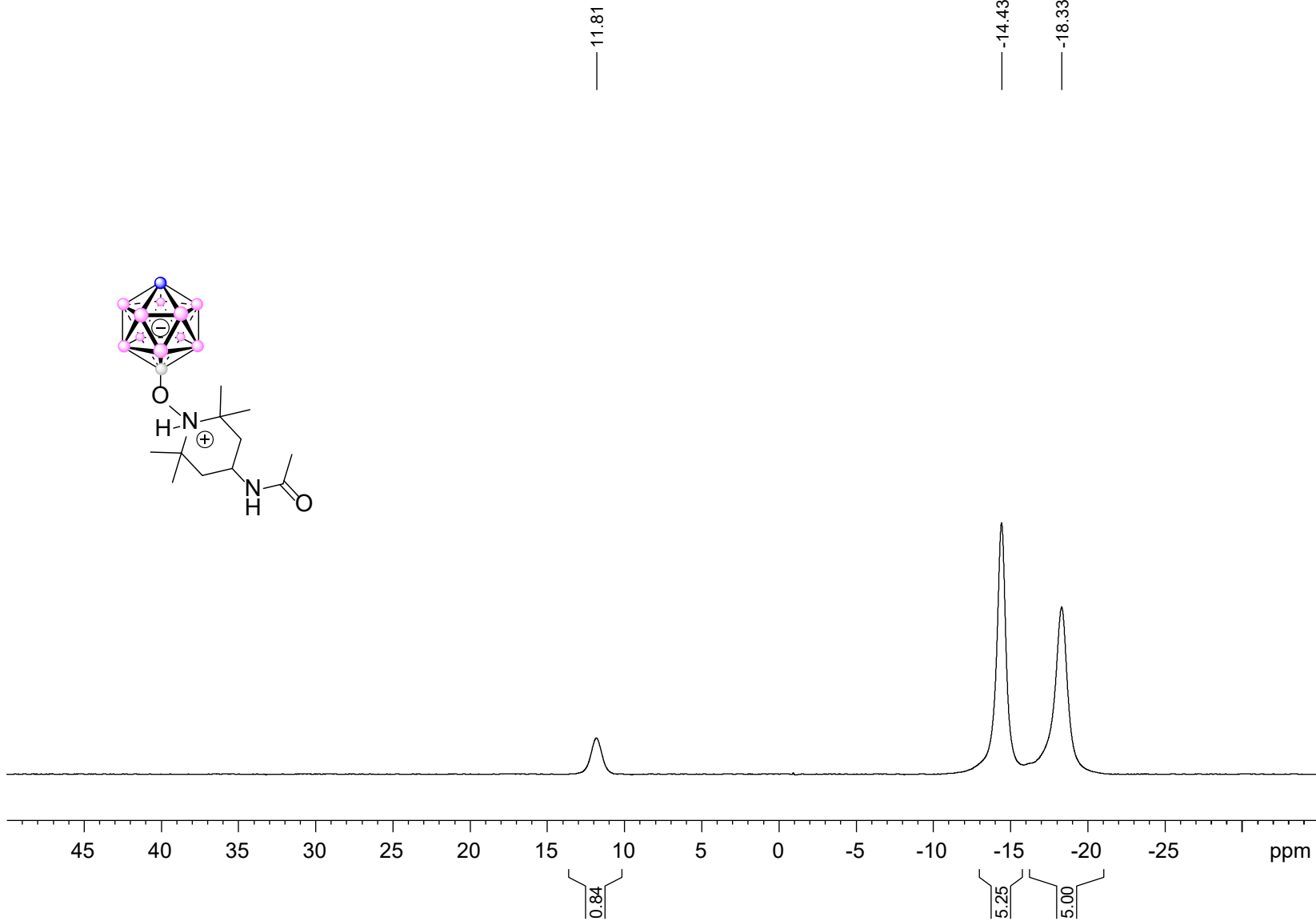
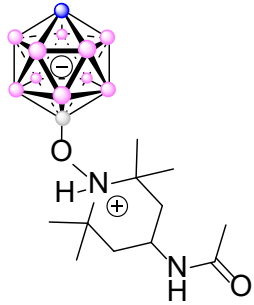
Current Data Parameters  
NAME 20240326-NHAc-OR  
EXPNO 4  
PROCNO 1

F2 - Acquisition Parameters  
Date\_ 20240326  
Time 11.42  
INSTRUM spect  
PROBHD 5 mm FAPBO B3/7  
PULPROG zgpg30  
TD 65536  
SOLVENT Acetone  
NS 256  
DS 4  
SWH 25510.203 Hz  
FIDRES 0.389255 Hz  
AQ 1.2845056 sec  
RG 193.34  
DW 19.600 usec  
DE 6.50 usec  
TE 299.0 K  
D1 1.0000000 sec  
D11 0.0300000 sec  
TDO 1

=====  
CHANNEL f1  
NUC1 11B  
P1 9.93 usec  
PLW1 52.96599960 W  
SFO1 128.3776050 MHz

=====  
CHANNEL f2  
CPDPRG[2] waltz16  
NUC2 1H  
PCPD2 80.00 usec  
PLW2 15.48099995 W  
PLW12 0.54425001 W  
PLW13 0.34832001 W  
SFO2 400.1320007 MHz

F2 - Processing parameters  
SI 32768  
SF 128.3776050 MHz  
WDW EM  
SSB 0  
LB 10.00 Hz  
GB 0  
PC 1.40





[H][12-NHAc-TEMPO-CB11H11]  
13C{1H} 100MHZ DMSO T=23 C

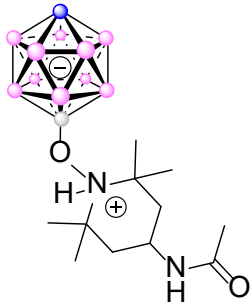
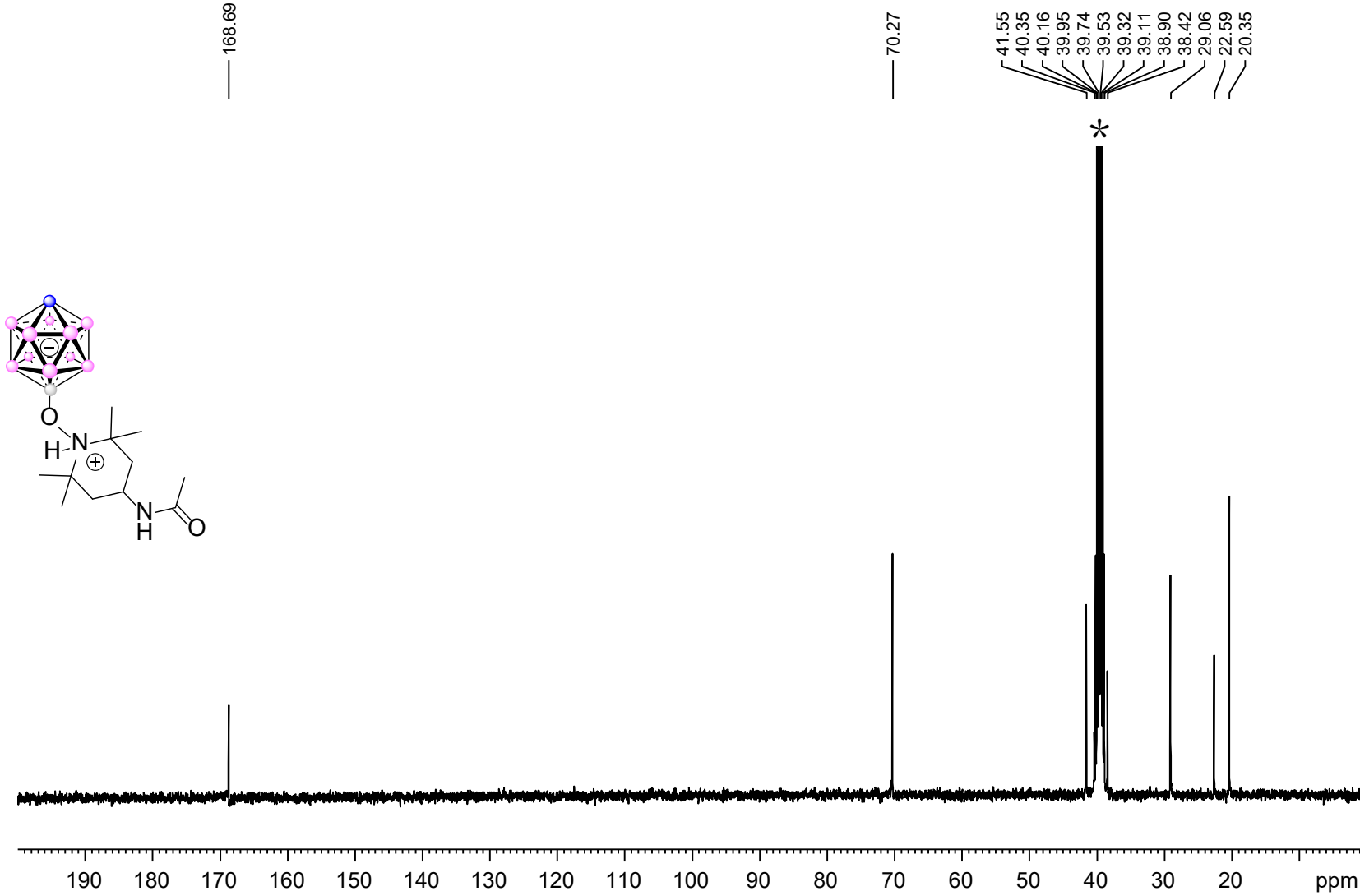
Current Data Parameters  
NAME S075-2-OR  
EXPNO 3  
PROCNO 1

F2 - Acquisition Parameters  
Date\_ 20231104  
Time 16.22  
INSTRUM spect  
PROBHD 5 mm PABBO B3  
PULPROG zgpg30  
TD 65536  
SOLVENT DMSO  
NS 512  
DS 4  
SWH 29761.904 Hz  
FIDRES 0.454131 Hz  
AQ 1.1010048 sec  
RG 170.36  
DW 16.800 usec  
DE 6.50 usec  
TE 301.7 K  
D1 1.50000000 sec  
D11 0.03000000 sec  
TDO 1

=====  
CHANNEL f1  
NUC1 13C  
P1 10.00 usec  
PLW1 66.13099670 W  
SFO1 100.6228293 MHz

=====  
CHANNEL f2  
CPDPRG[2] waltz16  
NUC2 1H  
PCPD2 80.00 usec  
PLW2 15.48099995 W  
PLW12 0.54425001 W  
PLW13 0.34832001 W  
SFO2 400.1316005 MHz

F2 - Processing parameters  
SI 32768  
SF 100.6128193 MHz  
WDW EM  
SSB 0  
LB 2.00 Hz  
GB 0  
PC 1.40



S123-1-3 [H][12-OH-TEMPO-CB11H11]  
1H{11B} 400MHZ CD3CN T=23 C

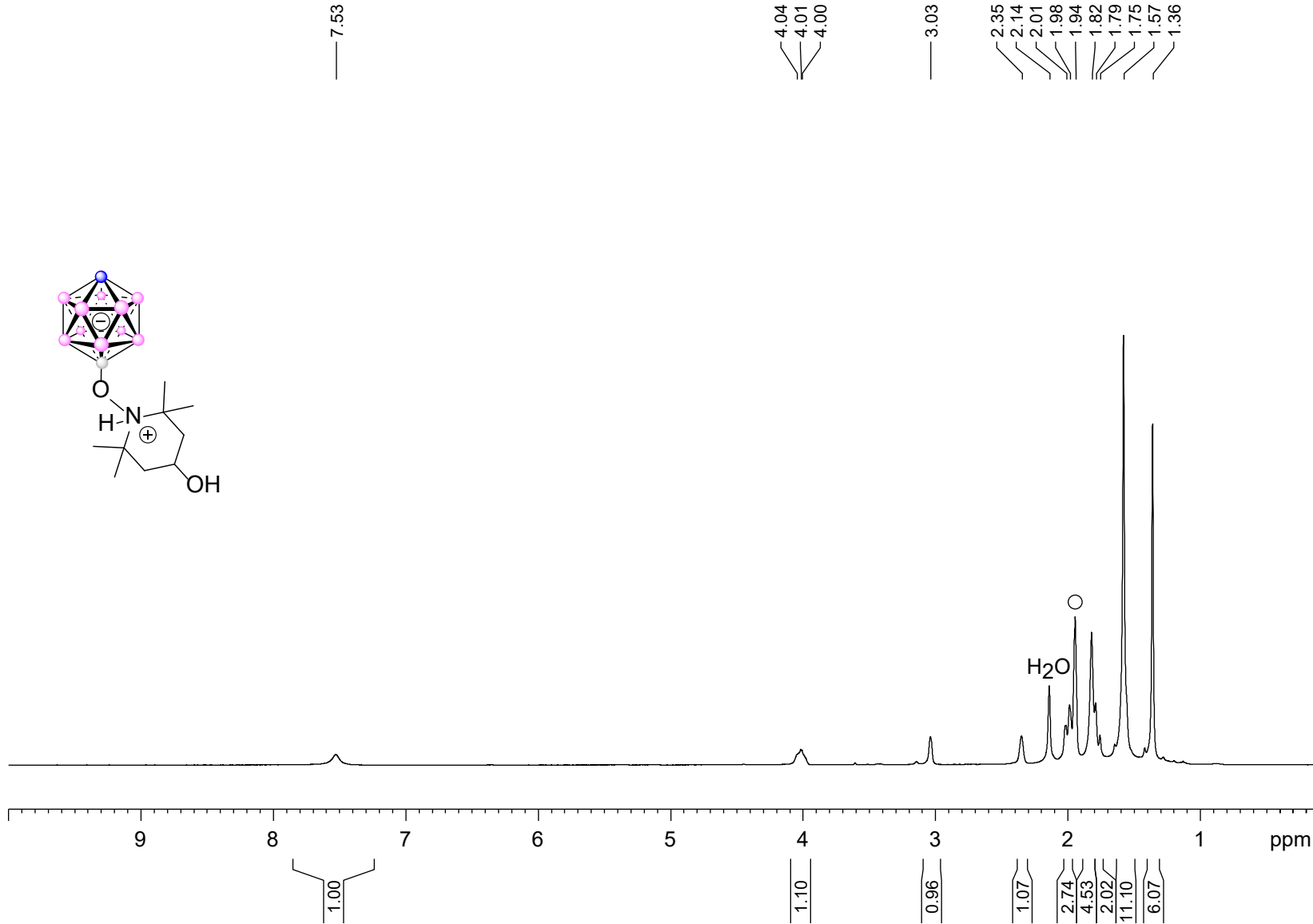
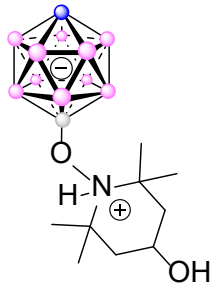
Current Data Parameters  
NAME S123-1-3-OR-OH  
EXPNO 2  
PROCNO 1

F2 - Acquisition Parameters  
Date\_ 20240106  
Time\_ 2.01  
INSTRUM spect  
PROBHD 5 mm PABBO BB/  
PULPROG zgig30  
TD 16384  
SOLVENT CD3CN  
NS 64  
DS 4  
SWH 8012.820 Hz  
FIDRES 0.489064 Hz  
AQ 1.0223616 sec  
RG 193.34  
DW 62.400 usec  
DE 6.50 usec  
TE 298.1 K  
D1 1.00000000 sec  
D11 0.03000000 sec  
TDO 1

=====  
CHANNEL f1  
NUC1 1H  
P1 15.00 usec  
PLW1 15.48099995 W  
SFO1 400.1320007 MHz

=====  
CHANNEL f2  
CPDPRG[2] garp4  
NUC2 11B  
PCPD2 90.00 usec  
PLW2 52.96599960 W  
PLW12 0.64477998 W  
SFO2 128.3776050 MHz

F2 - Processing parameters  
SI 32768  
SF 400.1300093 MHz  
WDW EM  
SSB 0  
LB 1.00 Hz  
GB 0  
PC 1.40



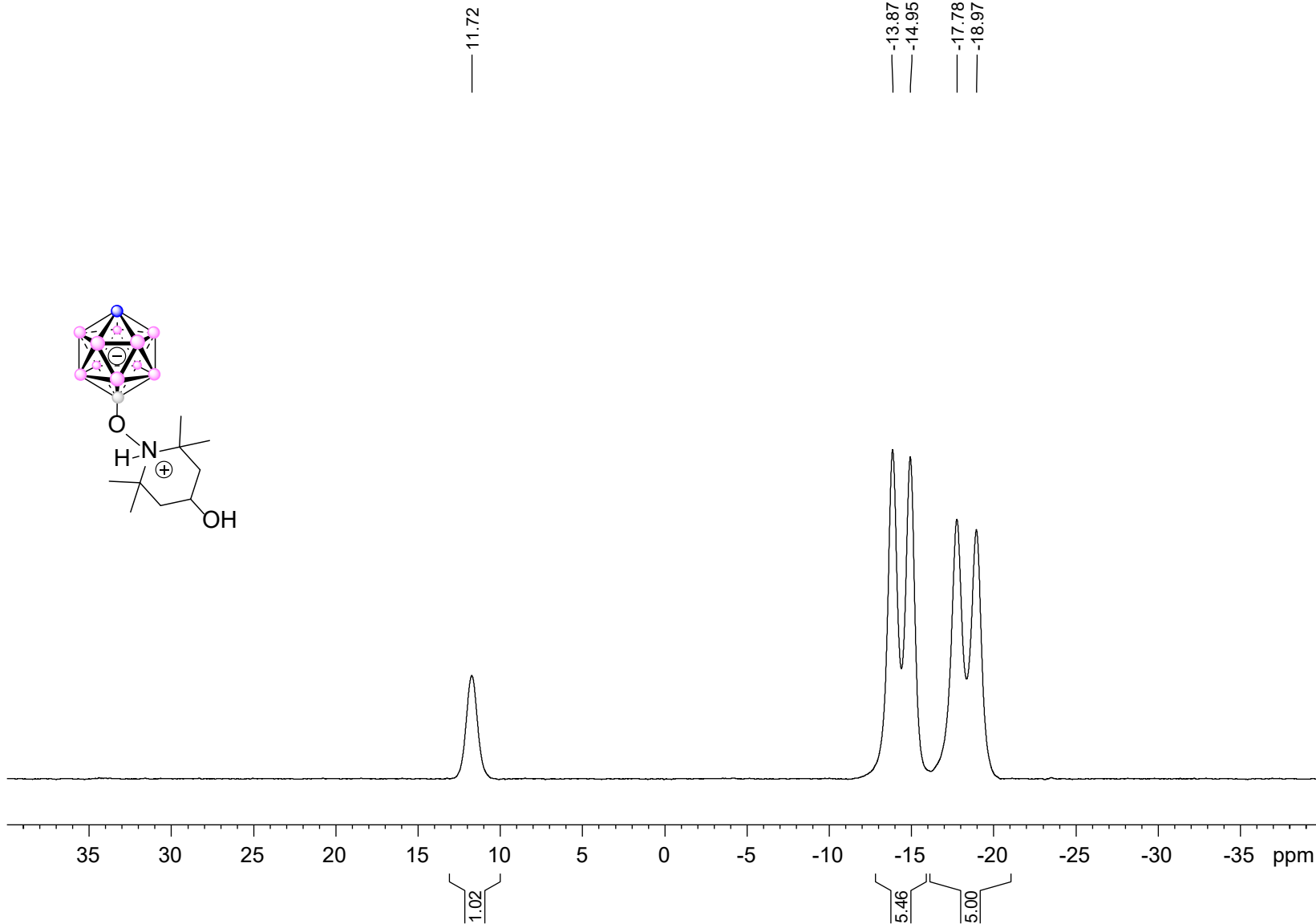
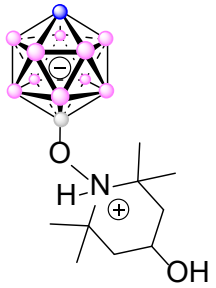
S123-1-3 [H][12-OH-TEMPO-CB11H11]  
11B 128MHZ CD3CN T=23 C

Current Data Parameters  
NAME S123-1-3-OR-OH  
EXPNO 4  
PROCNO 1

F2 - Acquisition Parameters  
Date\_ 20240107  
Time 22.06  
INSTRUM spect  
PROBHD 5 mm FABBO BB/  
PULPROG zg  
TD 65536  
SOLVENT CD3CN  
NS 254  
DS 4  
SWH 25510.203 Hz  
FIDRES 0.389255 Hz  
AQ 1.2845056 sec  
RG 193.34  
DW 19.600 usec  
DE 6.50 usec  
TE 298.1 K  
D1 1.0000000 sec  
TDO 1

==== CHANNEL f1 =====  
NUC1 11B  
P1 9.93 usec  
PLW1 52.9659960 W  
SFO1 128.3776052 MHz

F2 - Processing parameters  
SI 32768  
SF 128.3776050 MHz  
WDW EM  
SSB 0  
LB 10.00 Hz  
GB 0  
PC 1.40



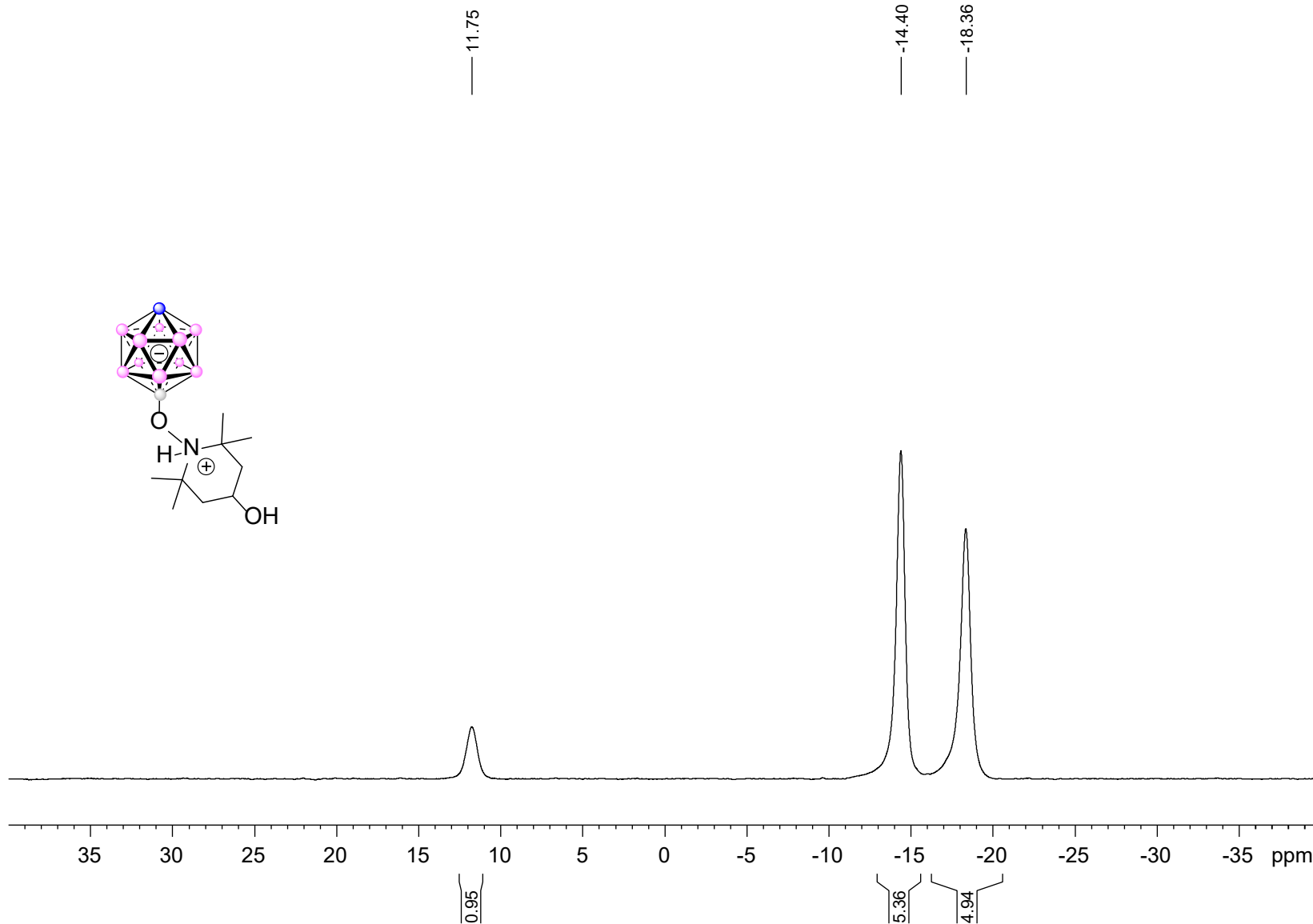
S123-1-3 [H][12-OH-TEMPO-CB11H11]  
11B{1H} 128MHZ CD3CN T=23 C

Current Data Parameters  
NAME S123-1-3-OR-OH  
EXPNO 6  
PROCNO 1  
  
F2 - Acquisition Parameters  
Date\_ 20240107  
Time 22.17  
INSTRUM spect  
PROBHD 5 mm PABBO BBO  
PULPROG zgpg30  
TD 65536  
SOLVENT CD3CN  
NS 254  
DS 4  
SWH 25510.203 Hz  
FIDRES 0.389255 Hz  
AQ 1.2845056 sec  
RG 193.34  
DW 19.600 usec  
DE 6.50 usec  
TE 299.5 K  
D1 1.0000000 sec  
D11 0.0300000 sec  
TDO 1

=====  
CHANNEL f1  
NUC1 11B  
P1 9.93 usec  
PLW1 52.96599960 W  
SFO1 128.3776050 MHz

=====  
CHANNEL f2  
CPDPRG[2] waltz16  
NUC2 1H  
PCPD2 80.00 usec  
PLW2 15.48099995 W  
PLW12 0.54425001 W  
PLW13 0.34832001 W  
SFO2 400.1320007 MHz

F2 - Processing parameters  
SI 32768  
SF 128.3776050 MHz  
WDW EM  
SSB 0  
LB 10.00 Hz  
GB 0  
PC 1.40

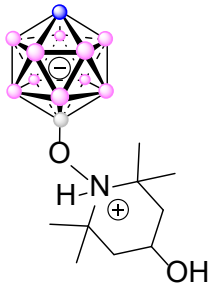
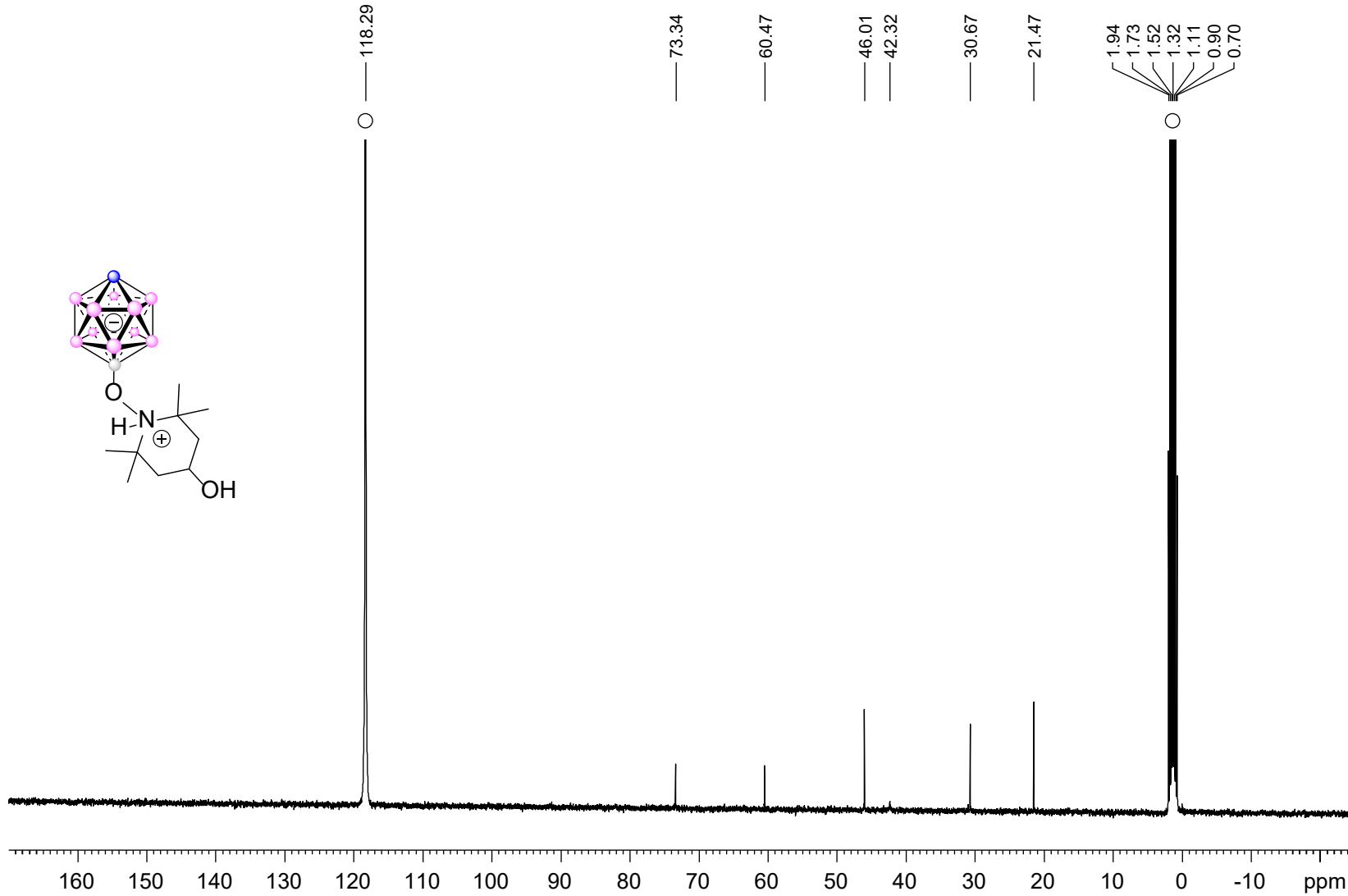


S123-1-3 [H][12-OH-TEMPO-CB11H11]  
13C{1H} 128MHZ CD3CN T=23 C

Current Data Parameters  
NAME S123-1-3-OR-OH  
EXPNO 3  
PROCNO 1  
  
F2 - Acquisition Parameters  
Date\_ 20240107  
Time\_ 21.55  
INSTRUM spect  
PROBHD 5 mm PABBO B3/4  
PULPROG zgpg30  
TD 65536  
SOLVENT CD3CN  
NS 3072  
DS 4  
SWH 29761.904 Hz  
FIDRES 0.454131 Hz  
AQ 1.1010048 sec  
RG 107.6  
DW 16.800 usec  
DE 6.50 usec  
TE 299.7 K  
D1 1.50000000 sec  
D11 0.03000000 sec  
TDO 1

=====  
CHANNEL f1  
NUC1 13C  
P1 10.00 usec  
PLW1 66.13099670 W  
SFO1 100.6228293 MHz  
  
=====  
CHANNEL f2  
CPDPRG[2] waltz16  
NUC2 1H  
PCPD2 80.00 usec  
PLW2 15.48099995 W  
PLW12 0.54425001 W  
PLW13 0.34832001 W  
SFO2 400.1316005 MHz

F2 - Processing parameters  
SI 32768  
SF 100.6126648 MHz  
WDW EM  
SSB 0  
LB 1.00 Hz  
GB 0  
PC 1.40



S125-1-2 [H][12-COOH-TEMPO-CB11H11]  
1H{11B} 400MHZ CD3CN T=23 C

Current Data Parameters  
NAME 20240320-OR-COOH  
EXPNO 4  
PROCNO 1

F2 - Acquisition Parameters  
Date\_ 20240320  
Time\_ 19.32  
INSTRUM spect  
PROBHD 5 mm PABBO BB/  
PULPROG zgig30  
TD 16384  
SOLVENT CD3CN  
NS 64  
DS 4  
SWH 8012.820 Hz  
FIDRES 0.489064 Hz  
AQ 1.0223616 sec  
RG 107.6  
DW 62.400 usec  
DE 6.50 usec  
TE 297.4 K  
D1 1.00000000 sec  
D11 0.03000000 sec  
TD0 1

=====  
CHANNEL f1  
NUC1 1H  
P1 15.00 usec  
PLW1 15.48099995 W  
SFO1 400.1320007 MHz

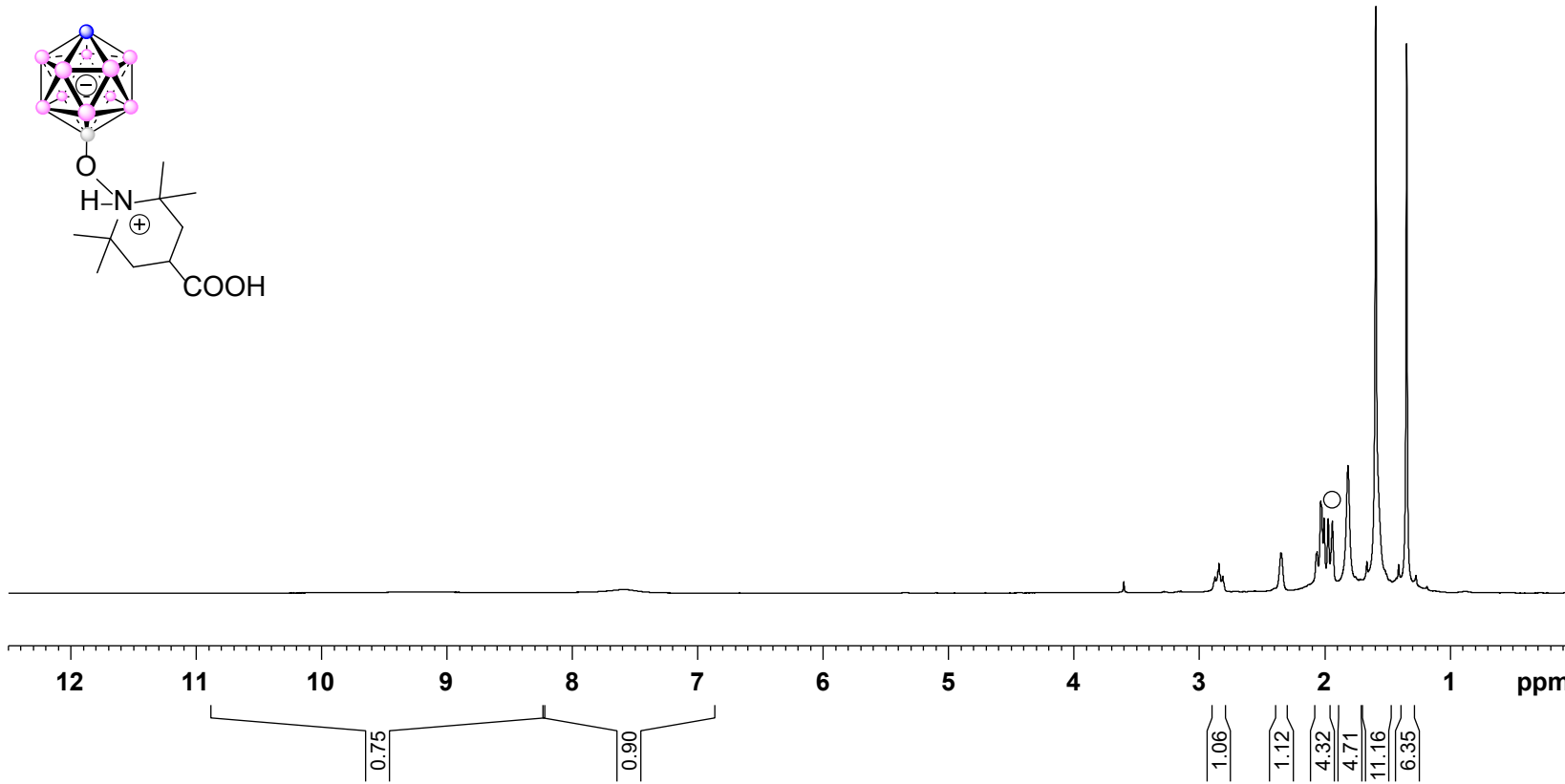
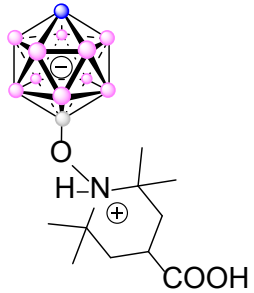
=====  
CHANNEL f2  
CPDPRG[2] garp4  
NUC2 11B  
PCPD2 90.00 usec  
PLW2 52.96599960 W  
PLW12 0.64477998 W  
SFO2 128.3776050 MHz

F2 - Processing parameters  
SI 32768  
SF 400.1300116 MHz  
WDW EM  
SSB 0  
LB 1.00 Hz  
GB 0  
PC 1.40

2.84  
2.35  
2.07  
2.06  
2.03  
2.01  
1.97  
1.94  
1.82  
1.59  
1.35

9.19

7.59



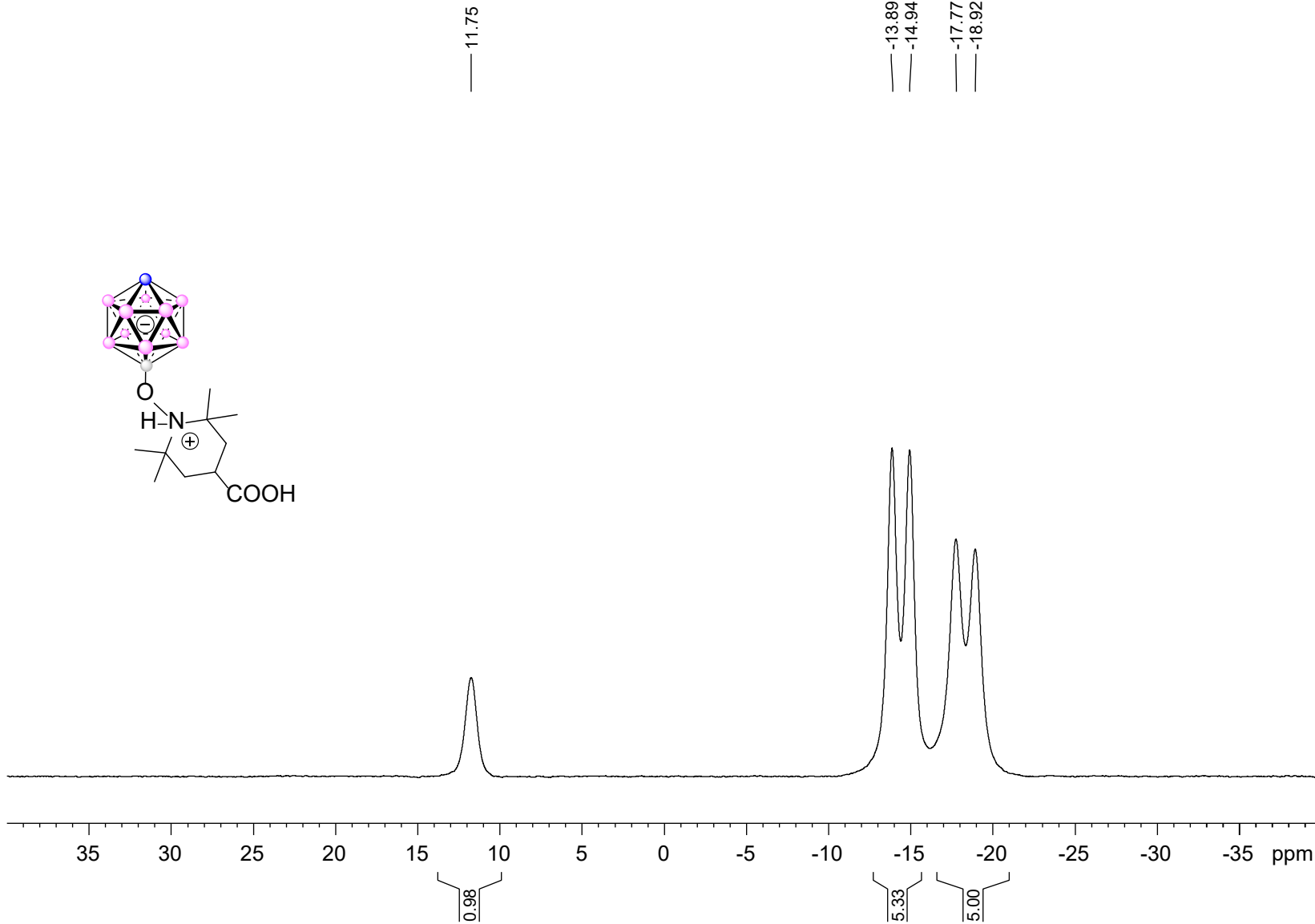
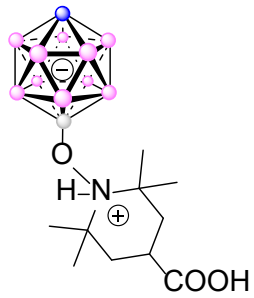
S125-1-2 [H][12-COOH-TEMPO-CB11H11]  
11B 128MHZ CD3CN T=23 C

Current Data Parameters  
NAME S125-1-2-OR-COOH  
EXPNO 1  
PROCNO 1

F2 - Acquisition Parameters  
Date\_ 20240110  
Time 20.16  
INSTRUM spect  
PROBHD 5 mm FABBO BB/  
PULPROG zg  
TD 65536  
SOLVENT CD3CN  
NS 128  
DS 4  
SWH 25510.203 Hz  
FIDRES 0.389255 Hz  
AQ 1.2845056 sec  
RG 193.34  
DW 19.600 usec  
DE 6.50 usec  
TE 298.0 K  
D1 1.0000000 sec  
TDO 1

==== CHANNEL f1 =====  
NUC1 11B  
P1 9.93 usec  
PLW1 52.9659960 W  
SFO1 128.3776052 MHz

F2 - Processing parameters  
SI 32768  
SF 128.3776050 MHz  
WDW EM  
SSB 0  
LB 10.00 Hz  
GB 0  
PC 1.40



S125-1-2 [H][12-COOH-TEMPO-CB11H11]  
11B{1H} 128MHZ CD3CN T=23 C

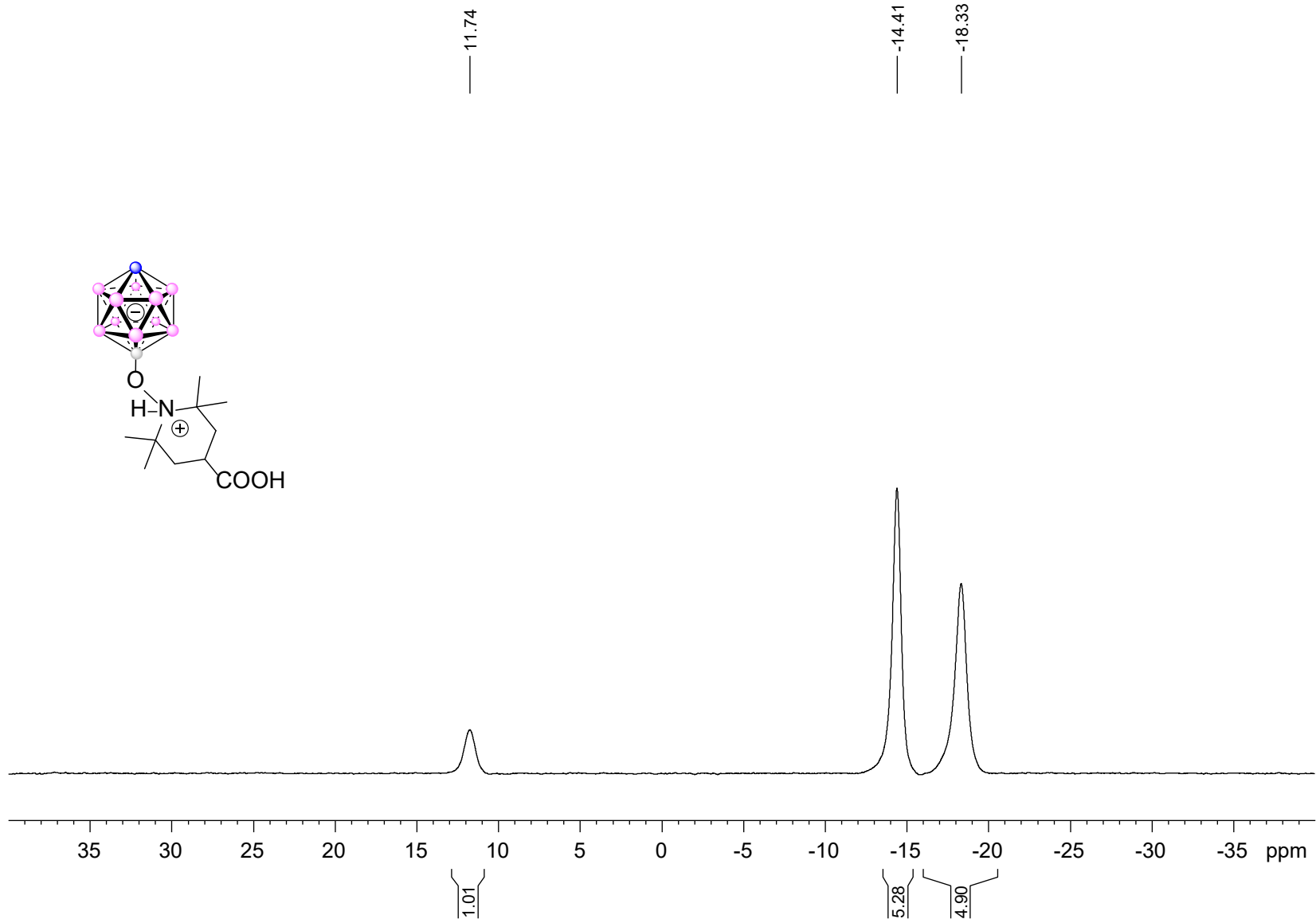
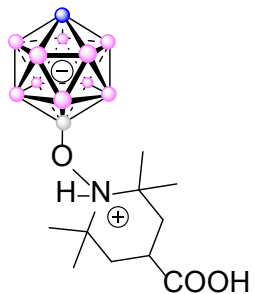
Current Data Parameters  
NAME S125-1-2-OR-COOH  
EXPNO 4  
PROCNO 1

F2 - Acquisition Parameters  
Date\_ 20240110  
Time 20.22  
INSTRUM spect  
PROBHD 5 mm PABBO B3/7  
PULPROG zgpg30  
TD 65536  
SOLVENT CD3CN  
NS 128  
DS 4  
SWH 25510.203 Hz  
FIDRES 0.389255 Hz  
AQ 1.2845056 sec  
RG 193.34  
DW 19.600 usec  
DE 6.50 usec  
TE 299.1 K  
D1 1.0000000 sec  
D11 0.0300000 sec  
TDO 1

=====  
CHANNEL f1  
NUC1 11B  
P1 9.93 usec  
PLW1 52.96599960 W  
SFO1 128.3776050 MHz

=====  
CHANNEL f2  
CPDPRG[2] waltz16  
NUC2 1H  
PCPD2 80.00 usec  
PLW2 15.48099995 W  
PLW12 0.54425001 W  
PLW13 0.34832001 W  
SFO2 400.1320007 MHz

F2 - Processing parameters  
SI 32768  
SF 128.3776050 MHz  
WDW EM  
SSB 0  
LB 10.00 Hz  
GB 0  
PC 1.40



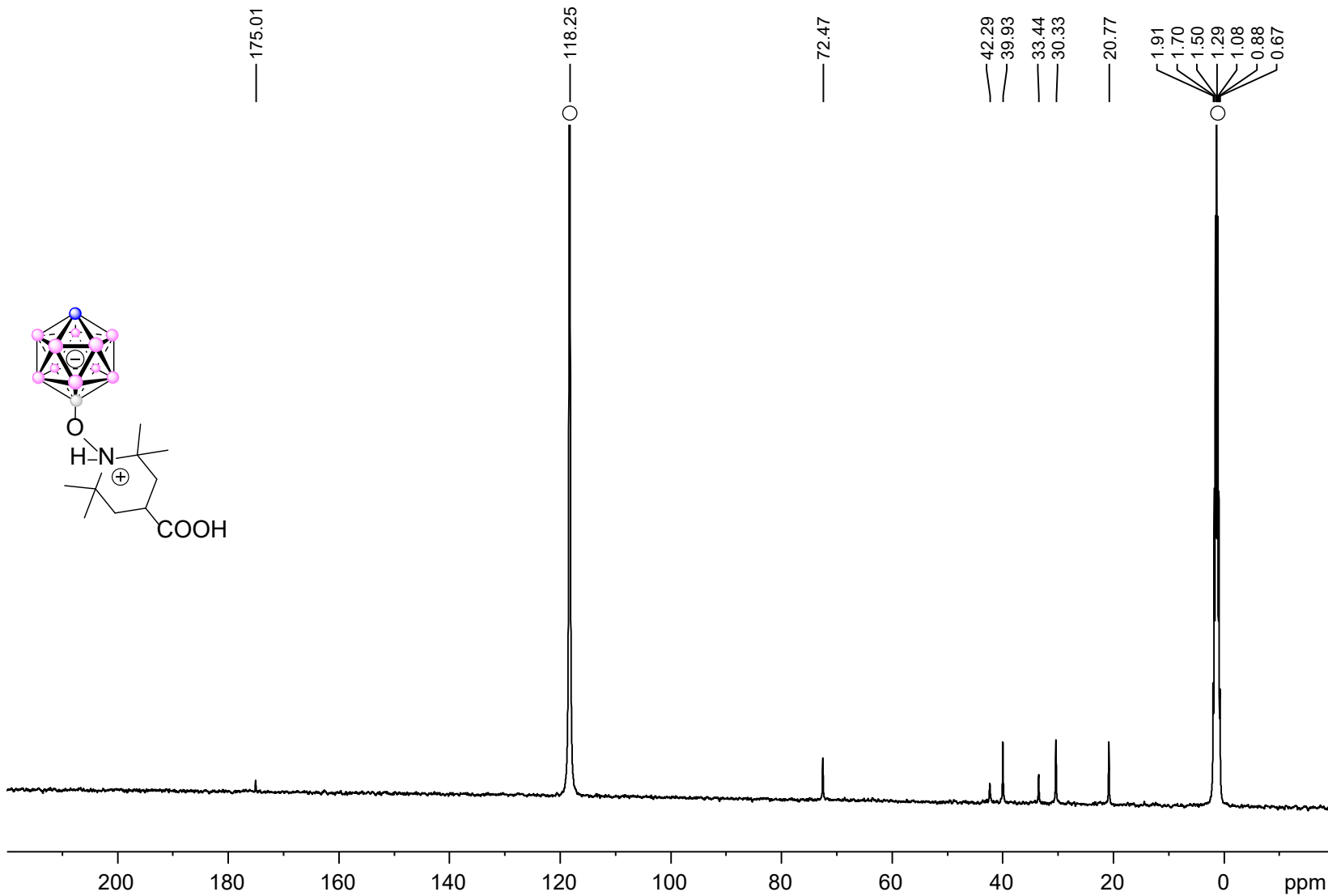


S125-1 [H][12-COOH-TEMPO-CB11H11]  
13C 100MHZ CD3CN T=23 C

Current Data Parameters  
NAME 20240904-OR-COOH  
EXPNO 1  
PROCNO 1

F2 - Acquisition Parameters  
Date\_ 20240904  
Time\_ 12.32 h  
INSTRUM spect  
PROBHD z108618\_0497 ( zggg30  
PULPROG zgpg30  
TD 65536  
SOLVENT CD3CN  
NS 1024  
DS 4  
SWH 29761.904 Hz  
FIDRES 0.908261 Hz  
AQ 1.1010048 sec  
RG 170.36  
DW 16.800 usec  
DE 6.50 usec  
TE 301.8 K  
D1 1.5000000 sec  
D11 0.0300000 sec  
TD0 1  
SFO1 100.6228293 MHz  
NUC1 13C  
P1 10.00 usec  
PLW1 66.13099670 W  
SFO2 400.1316005 MHz  
NUC2 1H  
CPDPRG[2] waltz16  
PCPD2 90.00 usec  
PLW2 15.48099995 W  
PLW12 0.43002000 W  
PLW13 0.21630000 W

F2 - Processing parameters  
SI 32768  
SF 100.6126688 MHz  
WDW EM  
SSB 0  
LB 10.00 Hz  
GB 0  
PC 1.40



S105-1-3 [NEt4][12-CH3-O-TEMPO-CB11H11]  
 1H{11B} 400MHZ Acetone T=23 C

Current Data Parameters  
 NAME 20240323-OR-OCH3  
 EXPNO 4  
 PROCNO 1

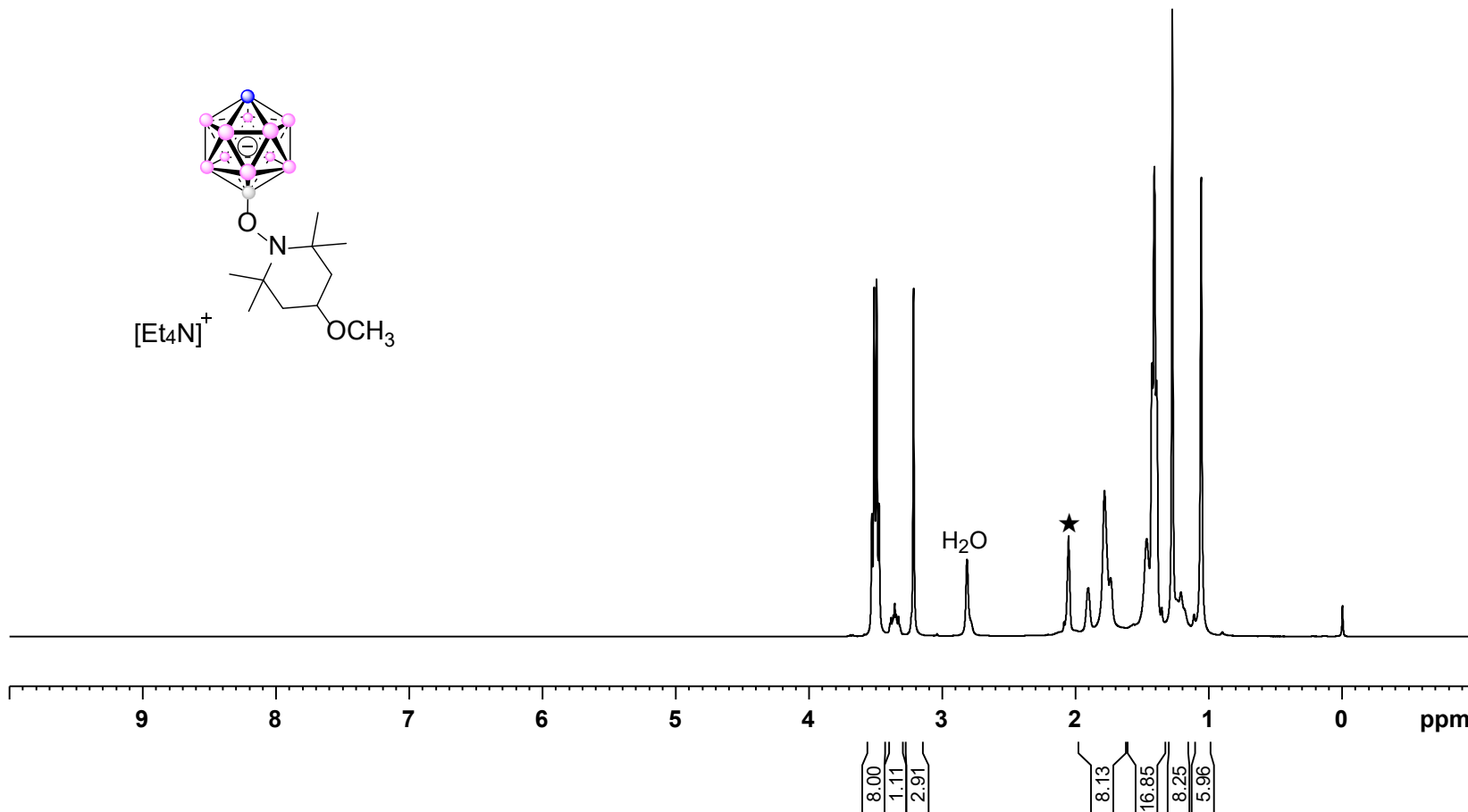
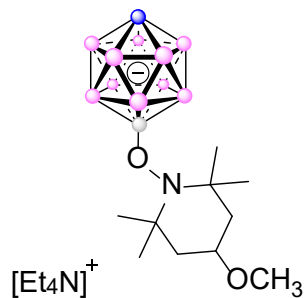
F2 - Acquisition Parameters  
 Date\_ 20240323  
 Time\_ 21.06  
 INSTRUM spect  
 PROBHD 5 mm PABBO BB/  
 PULPROG zgig30  
 TD 16384  
 SOLVENT Acetone  
 NS 16  
 DS 4  
 SWH 8012.820 Hz  
 FIDRES 0.489064 Hz  
 AQ 1.0223616 sec  
 RG 107.6  
 DW 62.400 usec  
 DE 6.50 usec  
 TE 298.4 K  
 D1 1.00000000 sec  
 D11 0.03000000 sec  
 TDO 1

==== CHANNEL f1 =====  
 NUC1 1H  
 P1 15.00 usec  
 PLW1 15.48099995 W  
 SFO1 400.1320007 MHz

==== CHANNEL f2 =====  
 CPDPRG[2] garp4  
 NUC2 11B  
 PCPD2 90.00 usec  
 PLW2 52.96599960 W  
 PLW12 0.64477998 W  
 SFO2 128.3776050 MHz

F2 - Processing parameters  
 SI 32768  
 SF 400.1300072 MHz  
 WDW EM  
 SSB 0  
 LB 1.00 Hz  
 GB 0  
 PC 1.40

3.53  
3.51  
3.49  
3.47  
3.39  
3.38  
3.36  
3.35  
3.34  
3.33  
3.32  
3.21  
2.81  
2.05  
1.90  
1.78  
1.74  
1.46  
1.42  
1.41  
1.39  
1.39  
1.27  
1.06



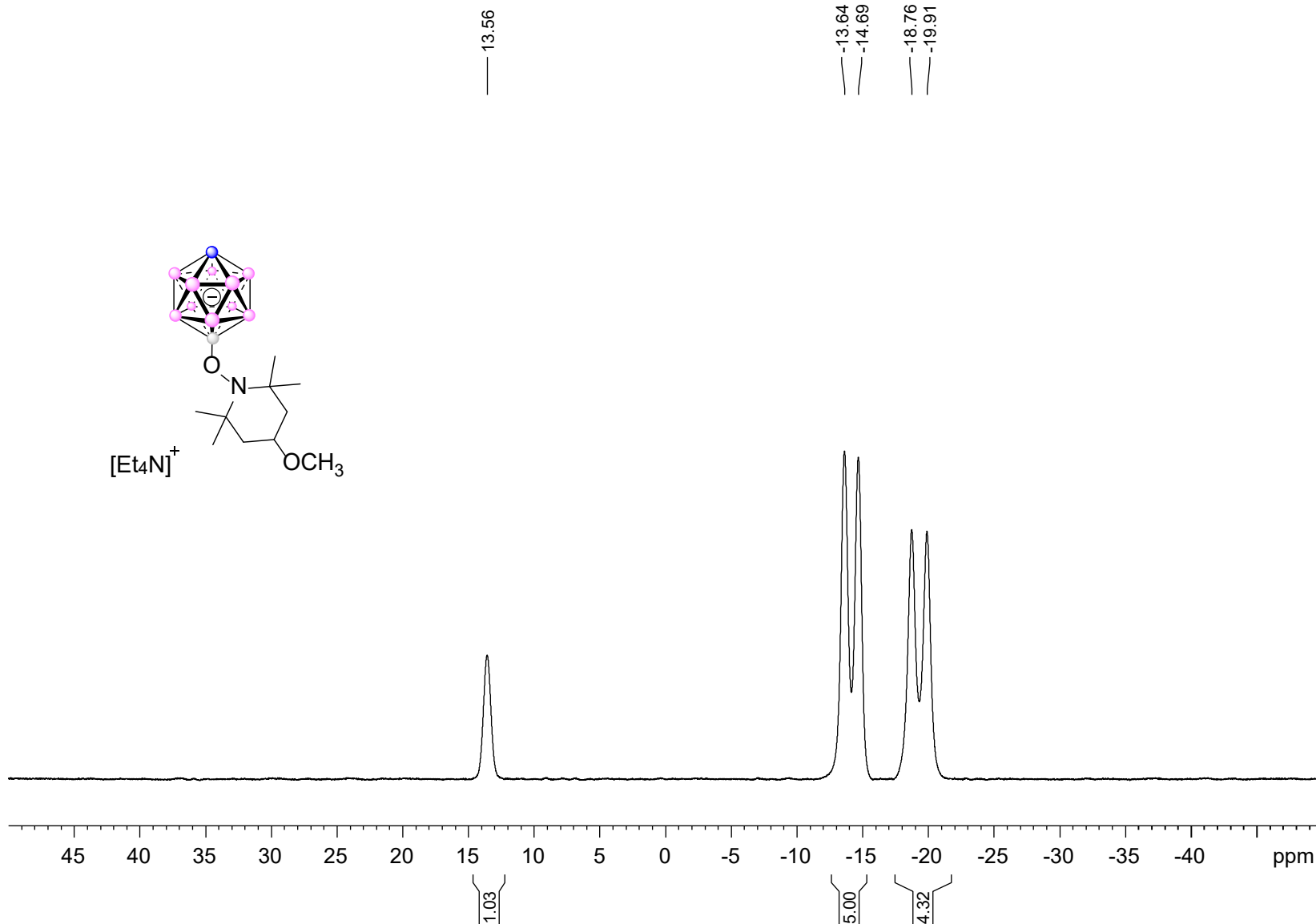
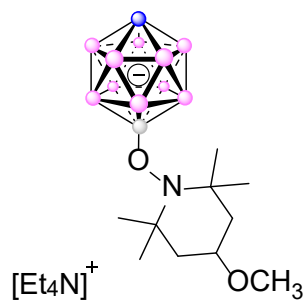
S105-1-3 [NEt4][12-CH3-O-TEMPO-CB11H11]  
11B 128MHZ CD3CN T=23 C

Current Data Parameters  
NAME S105-1-3-O-CH3  
EXPNO 3  
PROCNO 1

F2 - Acquisition Parameters  
Date\_ 20240110  
Time 19.38  
INSTRUM spect  
PROBHD 5 mm PABBO BB/  
PULPROG zg  
TD 65536  
SOLVENT CD3CN  
NS 128  
DS 4  
SWH 25510.203 Hz  
FIDRES 0.389255 Hz  
AQ 1.2845056 sec  
RG 193.34  
DW 19.600 usec  
DE 6.50 usec  
TE 298.1 K  
D1 1.0000000 sec  
TDO 1

==== CHANNEL f1 =====  
NUC1 11B  
P1 9.93 usec  
PLW1 52.9659960 W  
SFO1 128.3776052 MHz

F2 - Processing parameters  
SI 32768  
SF 128.3776050 MHz  
WDW EM  
SSB 0  
LB 1.00 Hz  
GB 0  
PC 1.40



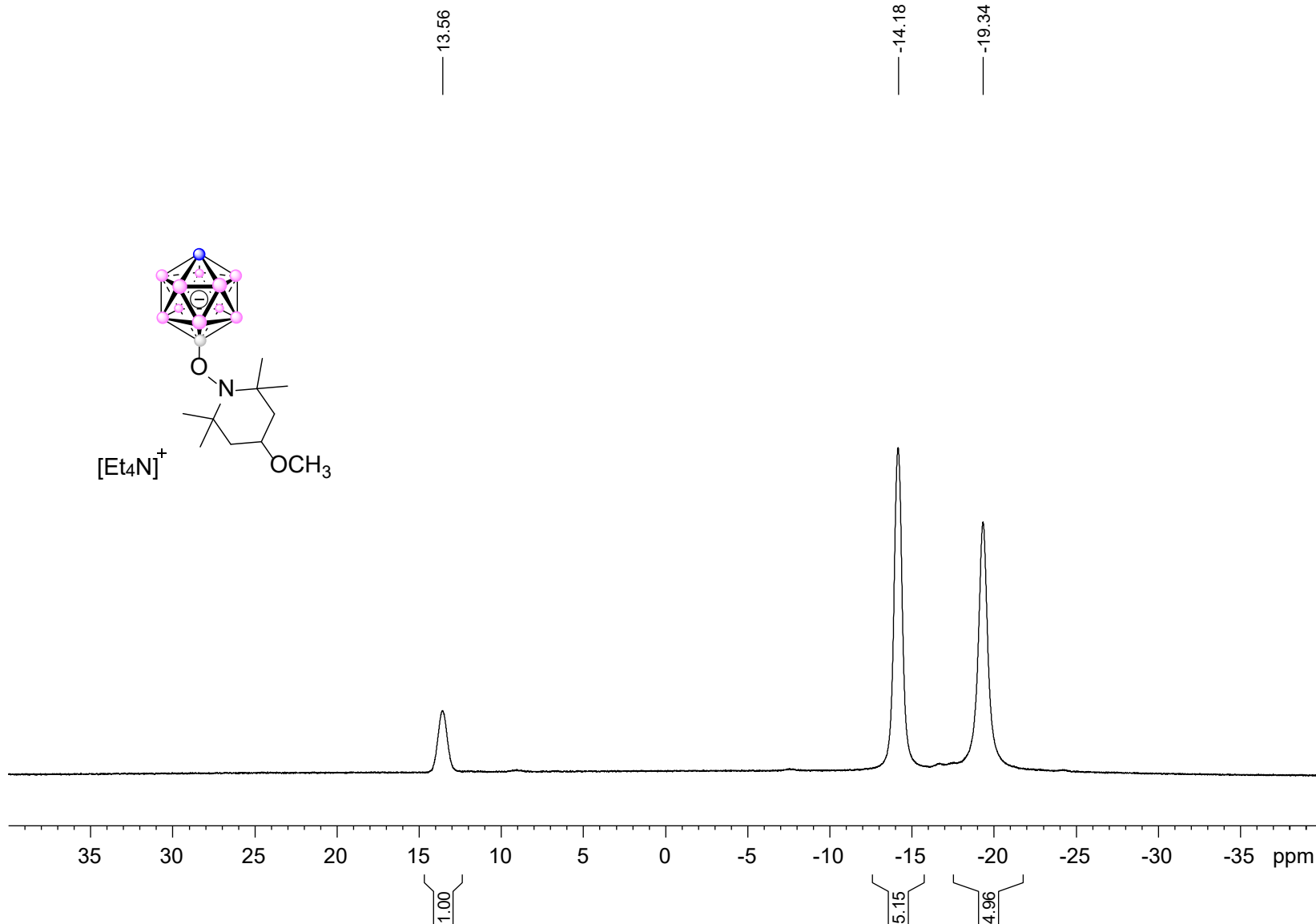
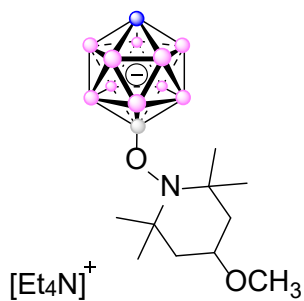
S105-1-3 [NEt4][12-CH3-O-TEMPO-CB11H11]  
11B{1H} 128MHZ CD3CN T=23 C

Current Data Parameters  
NAME S105-1-3-O-CH3  
EXPNO 4  
PROCNO 1  
  
F2 - Acquisition Parameters  
Date\_ 20240110  
Time 19.44  
INSTRUM spect  
PROBHD 5 mm PABBO B3/7  
PULPROG zgpg30  
TD 65536  
SOLVENT CD3CN  
NS 128  
DS 4  
SWH 25510.203 Hz  
FIDRES 0.389255 Hz  
AQ 1.2845056 sec  
RG 193.34  
DW 19.600 usec  
DE 6.50 usec  
TE 299.2 K  
D1 1.0000000 sec  
D11 0.0300000 sec  
TDO 1

=====  
CHANNEL f1  
NUC1 11B  
P1 9.93 usec  
PLW1 52.96599960 W  
SFO1 128.3776050 MHz

=====  
CHANNEL f2  
CPDPRG[2] waltz16  
NUC2 1H  
PCPD2 80.00 usec  
PLW2 15.48099995 W  
PLW12 0.54425001 W  
PLW13 0.34832001 W  
SFO2 400.1320007 MHz

F2 - Processing parameters  
SI 32768  
SF 128.3776050 MHz  
WDW EM  
SSB 0  
LB 1.00 Hz  
GB 0  
PC 1.40



S105-1-3 [NEt4][12-CH3-O-TEMPO-CB11H11]  
13C{1H} 100MHZ CD3CN T=23 C

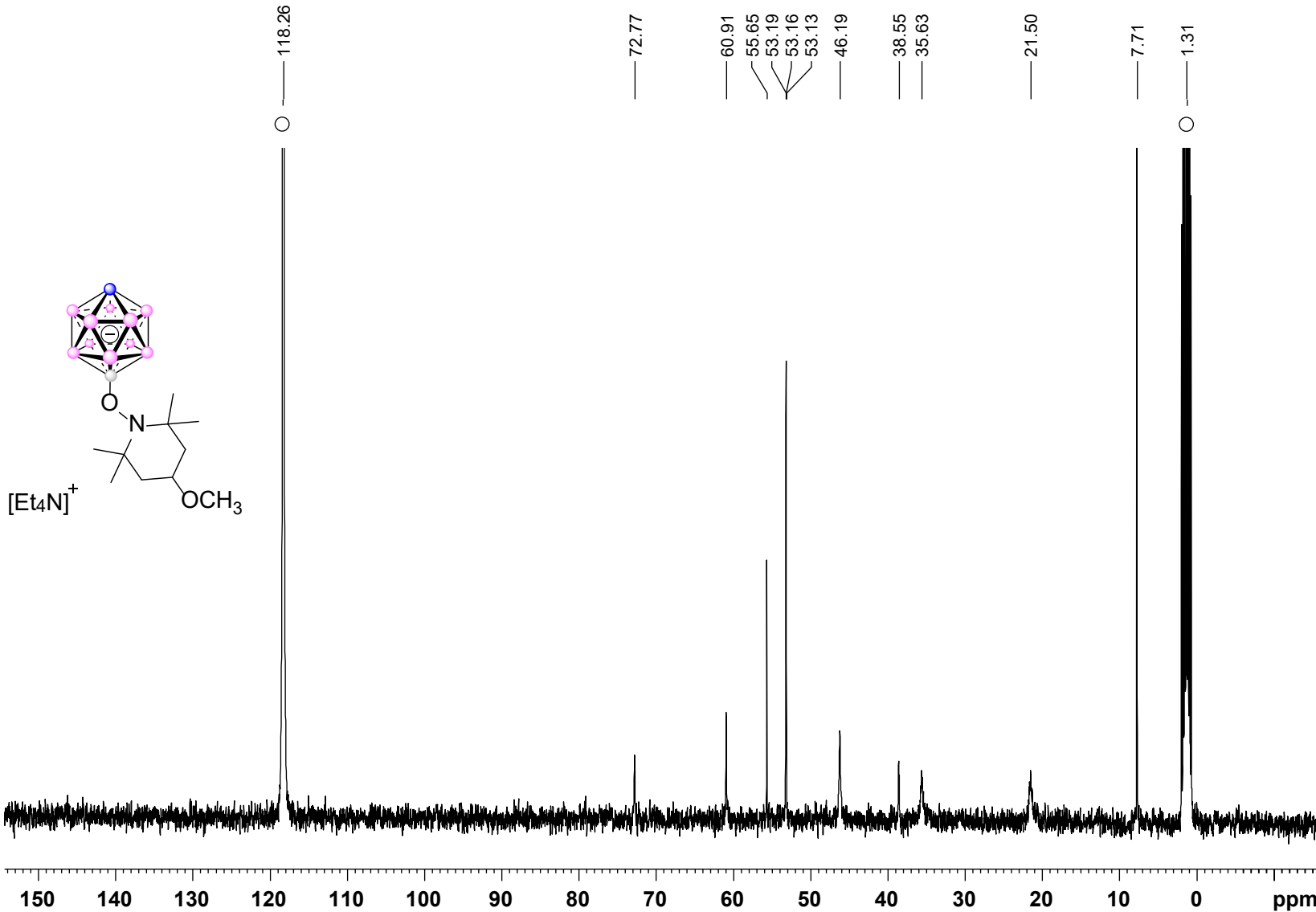
Current Data Parameters  
NAME S105-1-3-O-CH3  
EXPNO 5  
PROCNO 1

F2 - Acquisition Parameters  
Date\_ 20240110  
Time 20.08  
INSTRUM spect  
PROBHD 5 mm PABBO B3  
PULPROG zgpg30  
TD 65536  
SOLVENT CD3CN  
NS 512  
DS 4  
SWH 29761.904 Hz  
FIDRES 0.454131 Hz  
AQ 1.1010048 sec  
RG 193.34  
DW 16.800 usec  
DE 6.50 usec  
TE 299.5 K  
D1 1.50000000 sec  
D11 0.03000000 sec  
TDO 1

=====  
CHANNEL f1  
NUC1 13C  
P1 10.00 usec  
PLW1 66.13099670 W  
SFO1 100.6228293 MHz

=====  
CHANNEL f2  
CPDPRG[2] waltz16  
NUC2 1H  
PCPD2 80.00 usec  
PLW2 15.48099995 W  
PLW12 0.54425001 W  
PLW13 0.34832001 W  
SFO2 400.1316005 MHz

F2 - Processing parameters  
SI 32768  
SF 100.6126674 MHz  
WDW EM  
SSB 0  
LB 2.00 Hz  
GB 0  
PC 1.40



S144-4 [H][TEMPO-CB11H11]  
1H{11B} 400MHZ CD3CN T=23 C

Current Data Parameters  
NAME S144-4-OR-0  
EXPNO 2  
PROCNO 1

F2 - Acquisition Parameters  
Date\_ 20240307  
Time 22.31  
INSTRUM spect  
PROBHD 5 mm PABBO BB/  
PULPROG zgig30  
TD 16384  
SOLVENT CD3CN  
NS 16  
DS 4  
SWH 8012.820 Hz  
FIDRES 0.489064 Hz  
AQ 1.0223616 sec  
RG 107.6  
DW 62.400 usec  
DE 6.50 usec  
TE 298.4 K  
D1 1.0000000 sec  
D11 0.0300000 sec  
TDO 1

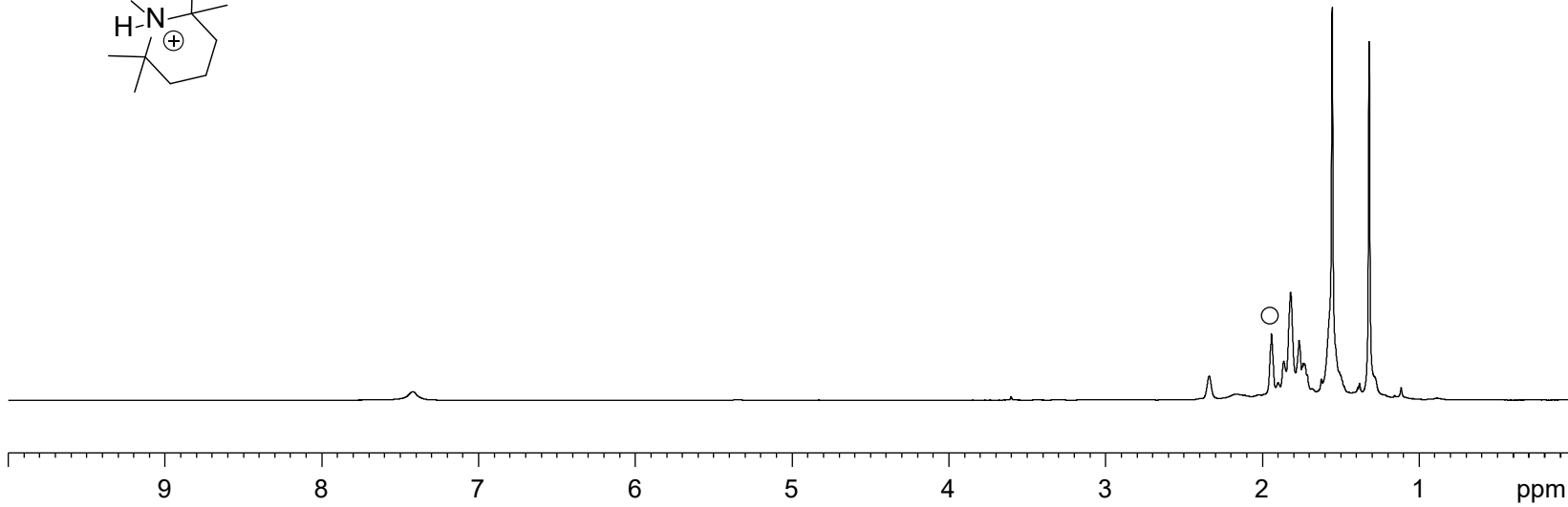
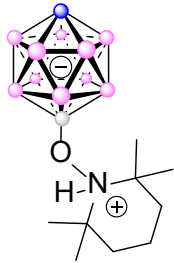
=====  
CHANNEL f1  
NUC1 1H  
P1 15.00 usec  
PLW1 15.48099995 W  
SFO1 400.1320007 MHz

=====  
CHANNEL f2  
CPDPRG[2] garp4  
NUC2 11B  
PCPD2 90.00 usec  
PLW2 52.96599960 W  
PLW12 0.64477998 W  
SFO2 128.3776050 MHz

F2 - Processing parameters  
SI 32768  
SF 400.1300108 MHz  
WDW EM  
SSB 0  
LB 1.00 Hz  
GB 0  
PC 1.40

2.34  
1.94  
1.90  
1.86  
1.82  
1.76  
1.74  
1.74  
1.73  
1.55  
1.32

7.42



0.99

1.08

10.63

11.03

6.00

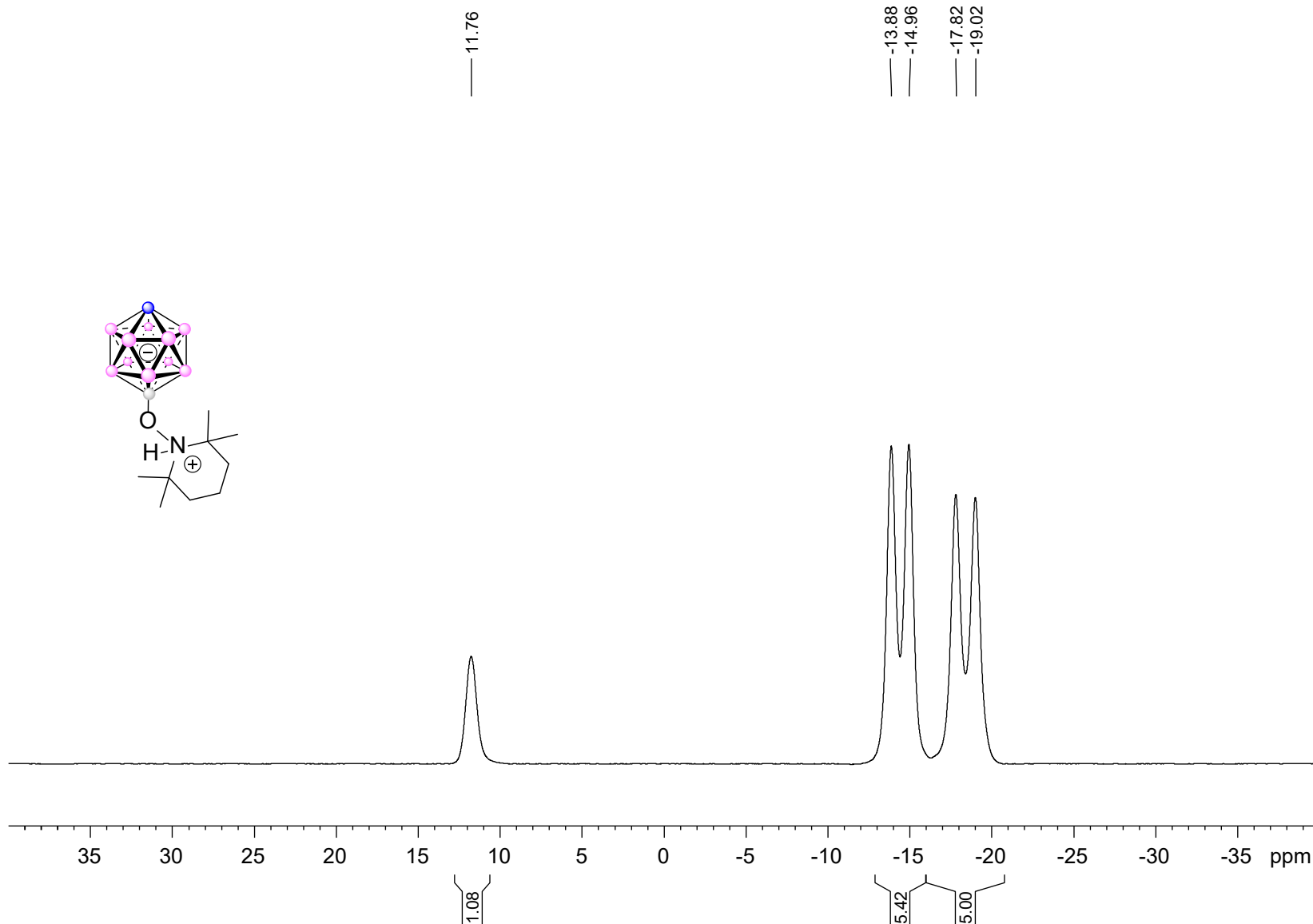
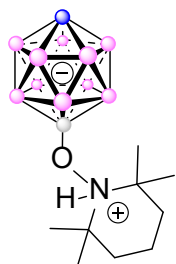
S144-4 [H][TEMPO-CB11H11]  
11B 128MHZ CD3CN T=23 C

Current Data Parameters  
NAME S144-4-OR-0  
EXPNO 3  
PROCNO 1

F2 - Acquisition Parameters  
Date\_ 20240307  
Time 22.36  
INSTRUM spect  
PROBHD 5 mm FABBO BB/  
PULPROG zg  
TD 65536  
SOLVENT CD3CN  
NS 128  
DS 4  
SWH 25510.203 Hz  
FIDRES 0.389255 Hz  
AQ 1.2845056 sec  
RG 193.34  
DW 19.600 usec  
DE 6.50 usec  
TE 298.1 K  
D1 1.0000000 sec  
TDO 1

==== CHANNEL f1 =====  
NUC1 11B  
P1 9.93 usec  
PLW1 52.9659960 W  
SFO1 128.3776052 MHz

F2 - Processing parameters  
SI 32768  
SF 128.3776050 MHz  
WDW EM  
SSB 0  
LB 10.00 Hz  
GB 0  
PC 1.40



S144-4 [H][TEMPO-CB11H11]  
11B{1H} 128MHZ CD3CN T=23 C

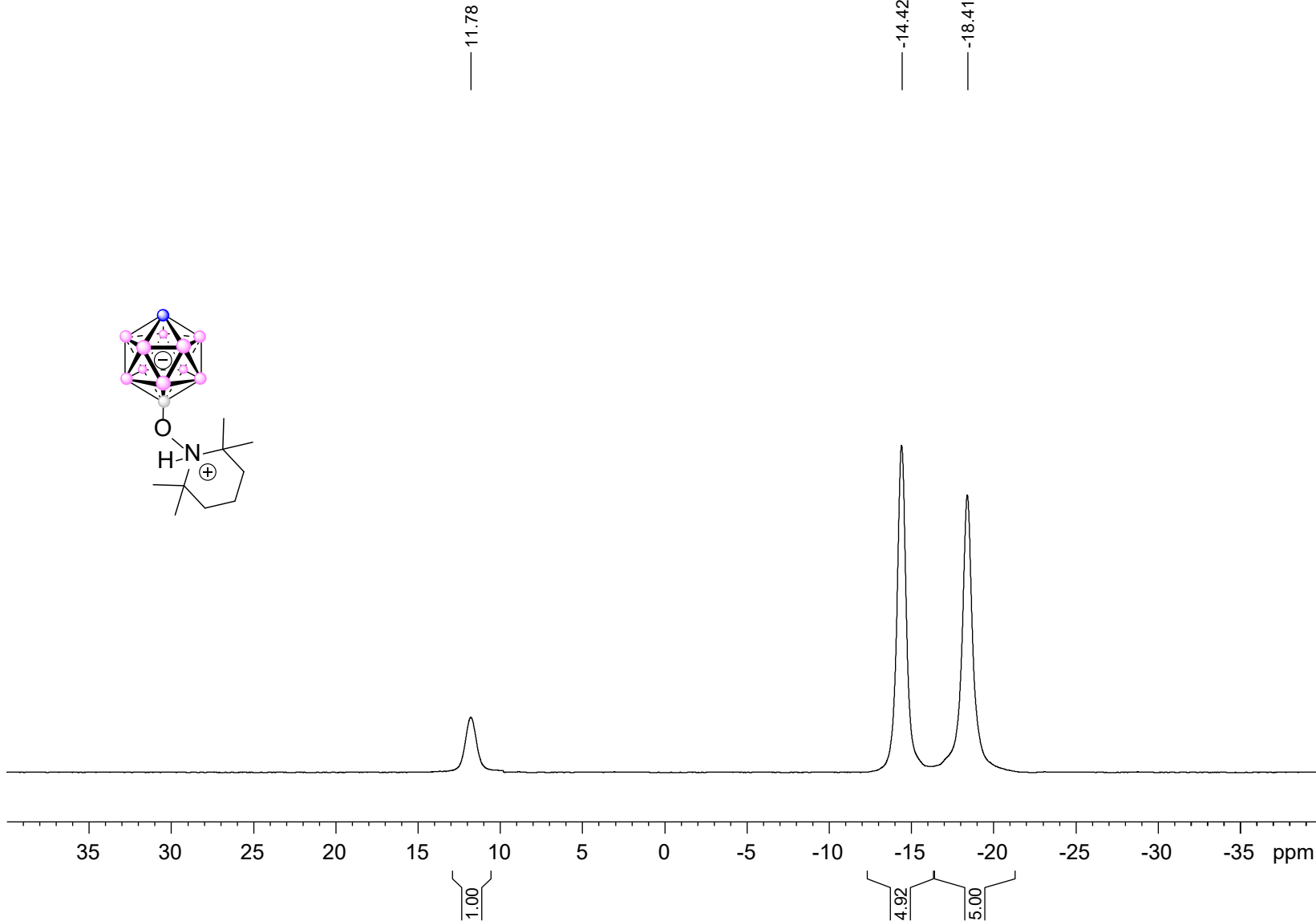
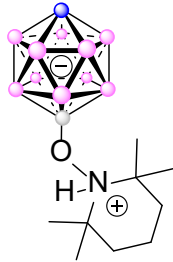
Current Data Parameters  
NAME S144-4-OR-0  
EXPNO 4  
PROCNO 1

F2 - Acquisition Parameters  
Date\_ 20240307  
Time 22.43  
INSTRUM spect  
PROBHD 5 mm PABBO B3/4  
PULPROG zgpg30  
TD 65536  
SOLVENT CD3CN  
NS 128  
DS 4  
SWH 25510.203 Hz  
FIDRES 0.389255 Hz  
AQ 1.2845056 sec  
RG 193.34  
DW 19.600 usec  
DE 6.50 usec  
TE 299.3 K  
D1 1.0000000 sec  
D11 0.0300000 sec  
TDO 1

=====  
CHANNEL f1  
NUC1 11B  
P1 9.93 usec  
PLW1 52.96599960 W  
SFO1 128.3776050 MHz

=====  
CHANNEL f2  
CPDPRG[2] waltz16  
NUC2 1H  
PCPD2 80.00 usec  
PLW2 15.48099995 W  
PLW12 0.54425001 W  
PLW13 0.34832001 W  
SFO2 400.1320007 MHz

F2 - Processing parameters  
SI 32768  
SF 128.3776050 MHz  
WDW EM  
SSB 0  
LB 10.00 Hz  
GB 0  
PC 1.40





S144-4 [H][TEMPO-CB11H11]  
13C{1H} 100MHZ CD3CN T=23 C

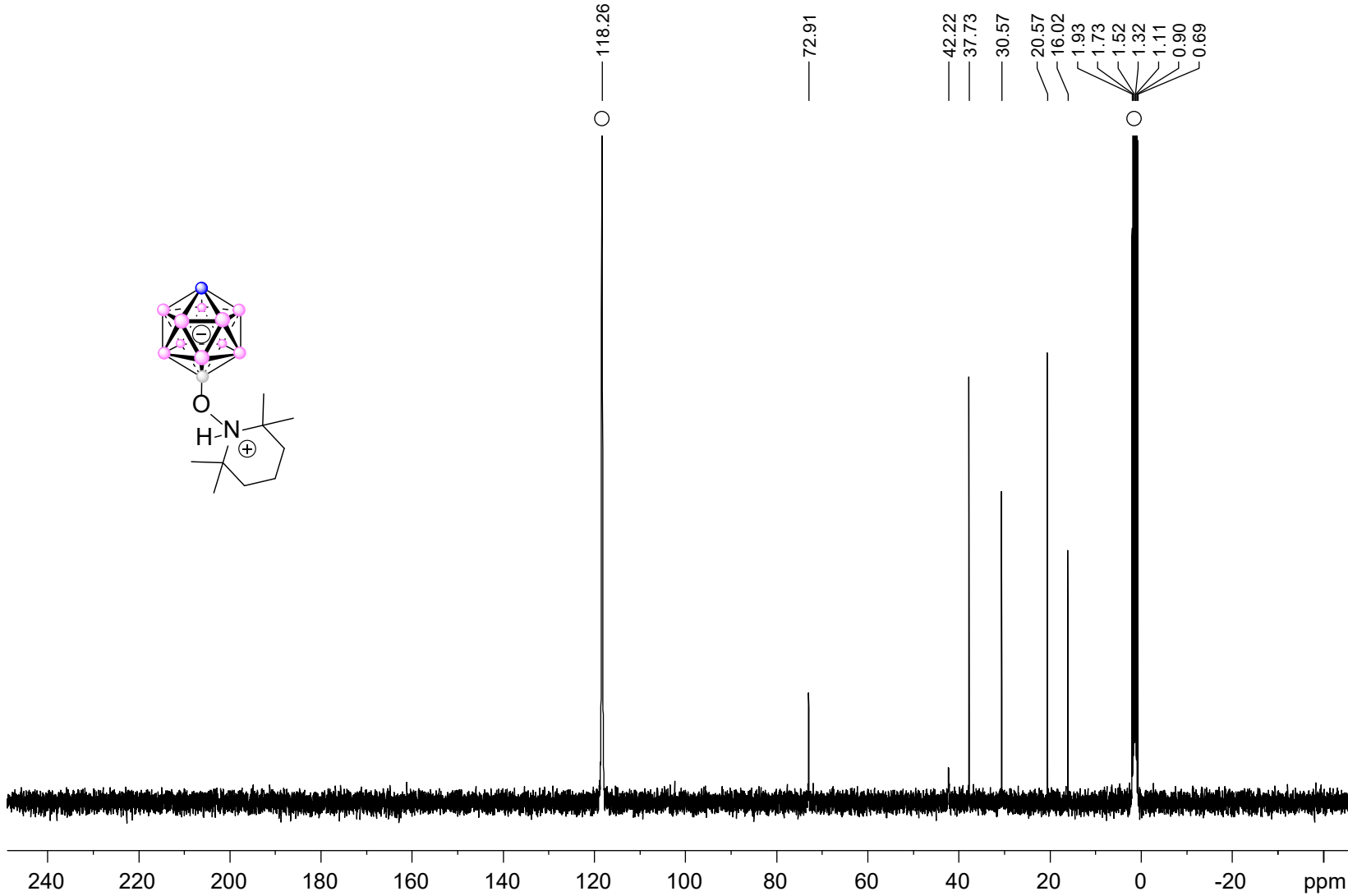
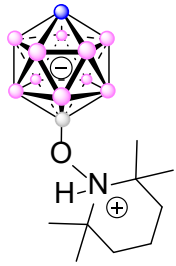
Current Data Parameters  
NAME S144-4-OR-0  
EXPNO 5  
PROCNO 1

F2 - Acquisition Parameters  
Date\_ 20240313  
Time 17.19  
INSTRUM spect  
PROBHD 5 mm PABBO B3  
PULPROG zgpg30  
TD 65536  
SOLVENT CD3CN  
NS 512  
DS 4  
SWH 29761.904 Hz  
FIDRES 0.454131 Hz  
AQ 1.1010048 sec  
RG 152.18  
DW 16.800 usec  
DE 6.50 usec  
TE 299.5 K  
D1 1.50000000 sec  
D11 0.03000000 sec  
TDO 1

=====  
CHANNEL f1  
NUC1 13C  
P1 10.00 usec  
PLW1 66.13099670 W  
SFO1 100.6228293 MHz

=====  
CHANNEL f2  
CPDPRG[2] waltz16  
NUC2 1H  
PCPD2 80.00 usec  
PLW2 15.48099995 W  
PLW12 0.54425001 W  
PLW13 0.34832001 W  
SFO2 400.1316005 MHz

F2 - Processing parameters  
SI 32768  
SF 100.6126684 MHz  
WDW EM  
SSB 0  
LB 1.00 Hz  
GB 0  
PC 1.40



U021-3 [H][12-COOH-PROXYL-CB11H11]  
 1H(11B) 500MHZ CD3CN T=23 C

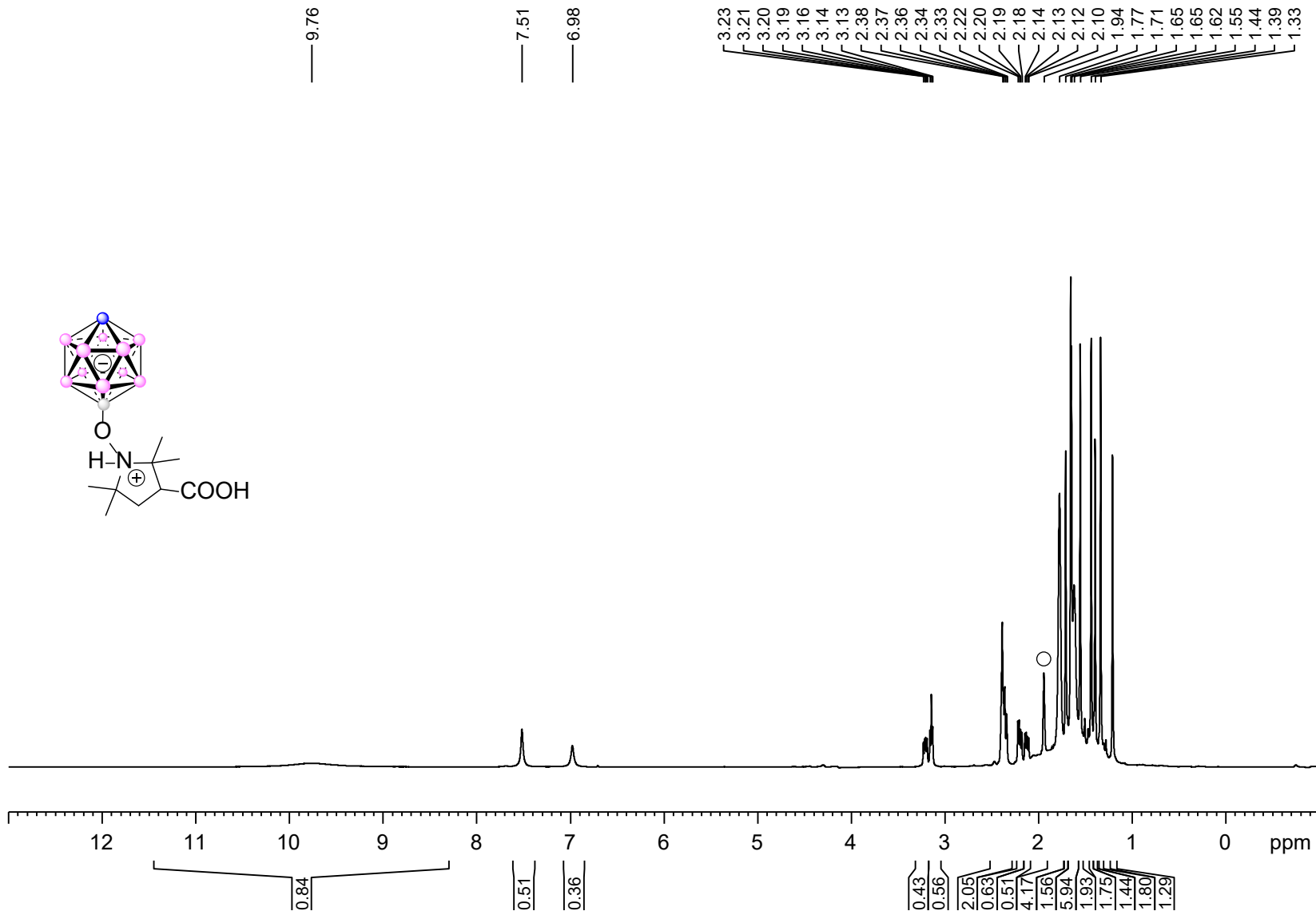
Current Data Parameters  
 NAME U021-3-OR\_PROXYL  
 EXPNO 2  
 PROCNO 1

F2 - Acquisition Parameters  
 Date\_ 20240531  
 Time\_ 13.57  
 INSTRUM spect  
 PROBHD 5 mm PABBO BB-  
 PULPROG zgpg30  
 TD 65536  
 SOLVENT CD3CN  
 NS 16  
 DS 0  
 SWH 12500.000 Hz  
 FIDRES 0.190735 Hz  
 AQ 2.6214399 sec  
 RG 114  
 DW 40.000 usec  
 DE 6.50 usec  
 TE 297.7 K  
 D1 5.00000000 sec  
 D11 0.03000000 sec  
 TD0 1

===== CHANNEL f1 =====  
 SFO1 500.1735009 MHz  
 NUC1 1H  
 P1 11.85 usec  
 PLW1 19.00000000 W

===== CHANNEL f2 =====  
 SFO2 160.4744030 MHz  
 NUC2 11B  
 CPDPRG2 garp  
 PCPD2 100.00 usec  
 PLW2 95.00000000 W  
 PLW12 1.63030005 W

F2 - Processing parameters  
 SI 65536  
 SF 500.1700139 MHz  
 WDW EM  
 SSB 0  
 LB 1.00 Hz  
 GB 0  
 PC 1.00



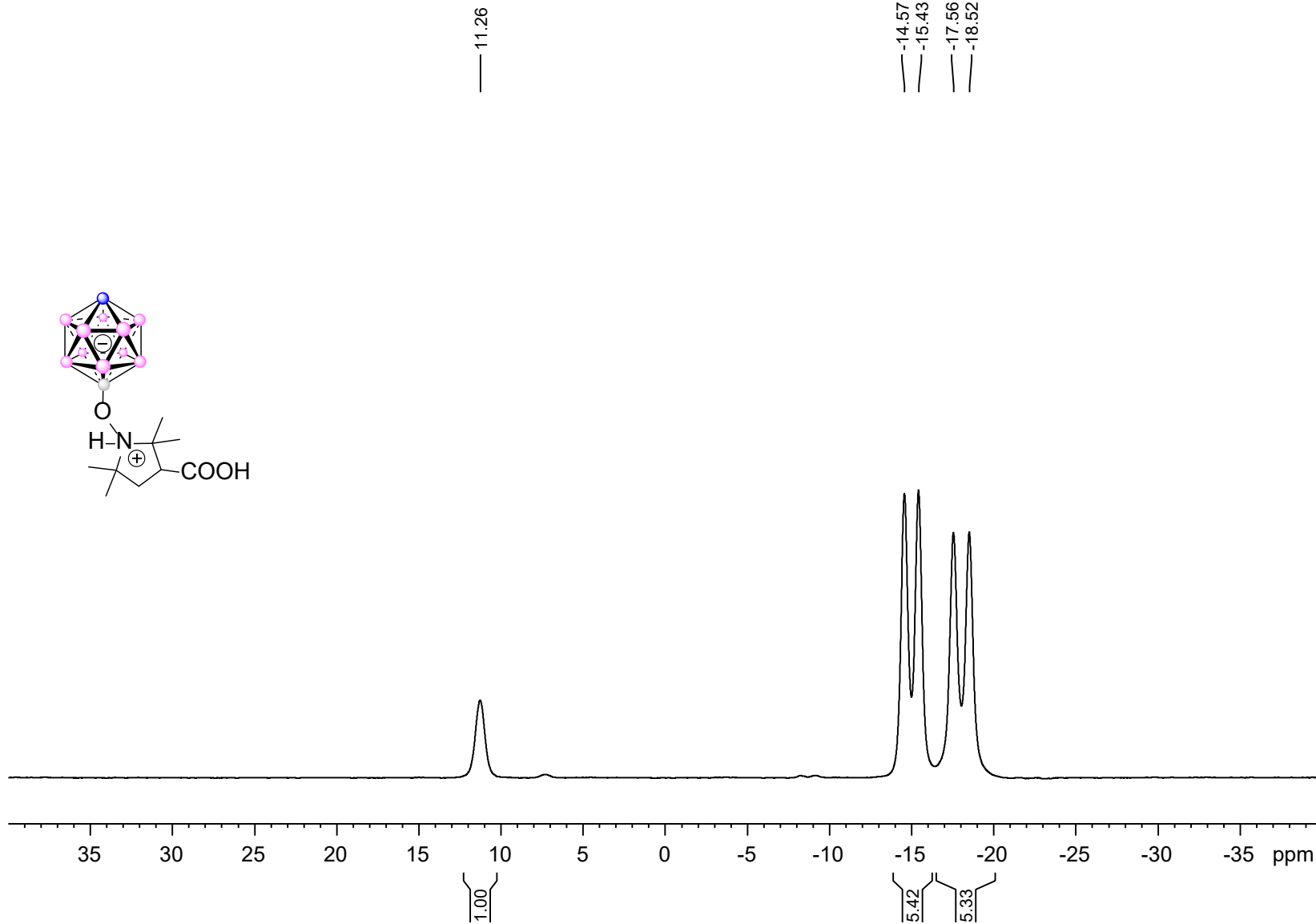
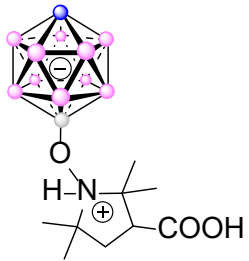
U021-3 [H][12-COOH-PROXYL-CB11H11]  
11B 160MHZ CD3CN T=23 C

Current Data Parameters  
NAME U021-3-OR\_PROXYL  
EXPNO 3  
PROCNO 1

F2 - Acquisition Parameters  
Date\_ 20240531  
Time 14.01  
INSTRUM spect  
PROBHD 5 mm PABBO BB-  
PULPROG zg30  
TD 64098  
SOLVENT CD3CN  
NS 96  
DS 0  
SWH 32051.281 Hz  
FIDRES 0.500036 Hz  
AQ 0.9999288 sec  
RG 203  
DW 15.600 usec  
DE 6.50 usec  
TE 297.6 K  
D1 1.0000000 sec  
TD0 1

==== CHANNEL f1 =====  
SFO1 160.4744132 MHz  
NUC1 11B  
P1 13.10 usec  
PLW1 95.0000000 W

F2 - Processing parameters  
SI 32768  
SF 160.4744130 MHz  
WDW EM  
SSB 0  
LB 10.00 Hz  
GB 0  
PC 1.40



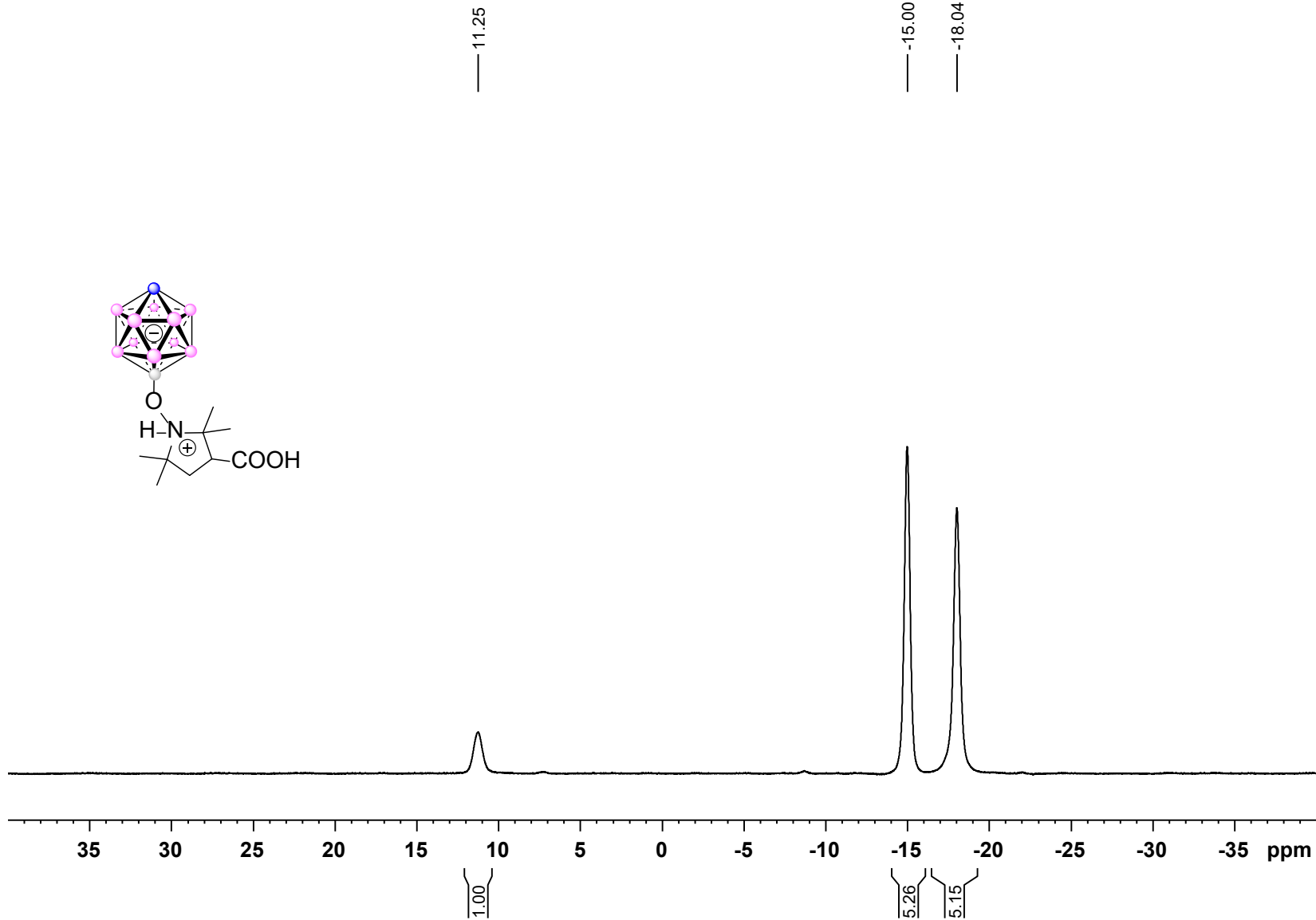
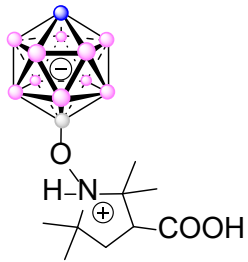
U021-3 [H][12-COOH-PROXYL-CB11H11]  
11B{1H} 160MHZ CD3CN T=23 C

Current Data Parameters  
NAME U021-3-OR\_PROXYL  
EXPNO 4  
PROCNO 1  
F2 - Acquisition Parameters  
Date\_ 20240531  
Time\_ 14.05  
INSTRUM spect  
PROBHD 5 mm PABBO BB-  
PULPROG zgpg30  
TD 65536  
SOLVENT CD3CN  
NS 96  
DS 0  
SWH 32051.281 Hz  
FIDRES 0.489064 Hz  
AQ 1.0223616 sec  
RG 203  
DW 15.600 usec  
DE 6.50 usec  
TE 297.9 K  
D1 1.00000000 sec  
D11 0.03000000 sec  
TDO 1

===== CHANNEL f1 =====  
SFO1 160.4744130 MHz  
NUC1 11B  
P1 13.10 usec  
PLW1 95.00000000 W

===== CHANNEL f2 =====  
SFO2 500.1725007 MHz  
NUC2 1H  
CPDPRG[2] waltz16  
PCPD2 80.00 usec  
PLW2 19.00000000 W  
PLW12 0.40639001 W  
PLW13 0.26008999 W

F2 - Processing parameters  
SI 32768  
SF 160.4744130 MHz  
WDW EM  
SSB 0  
LB 1.00 Hz  
GB 0  
PC 1.40



U021-3 [H][12-COOH-PROXYL-CB11H11]  
13C 126MHZ CD3CN T=23 C

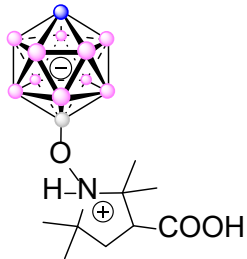
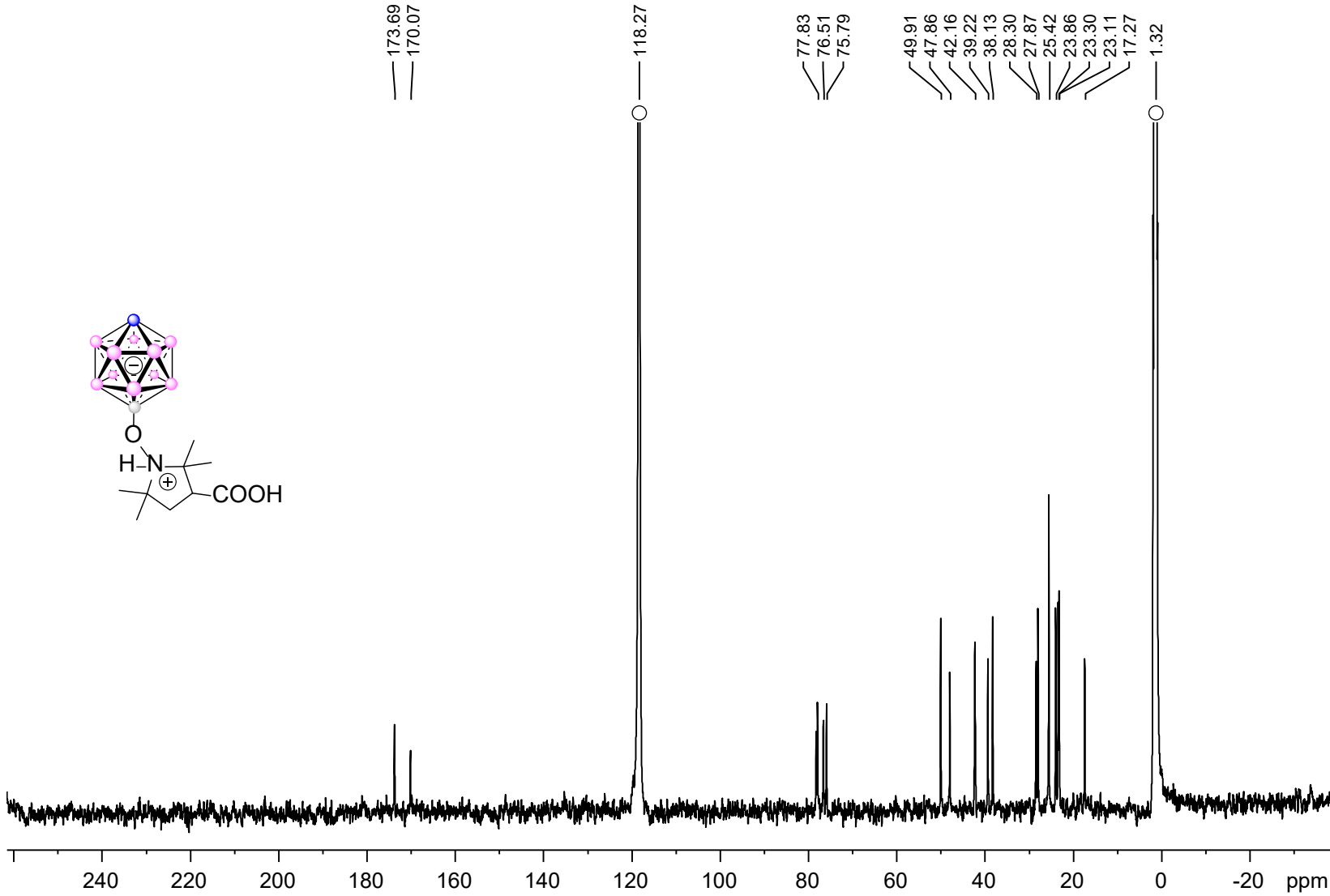
Current Data Parameters  
NAME U021-3-OR\_PROXYL  
EXPNO 5  
PROCNO 1

F2 - Acquisition Parameters  
Date\_ 20240531  
Time\_ 14.26  
INSTRUM spect  
PROBHD 5 mm FABBO BB-  
PULPROG zgpg30  
TD 65536  
SOLVENT CD3CN  
NS 530  
DS 4  
SWH 37878.789 Hz  
FIDRES 0.577984 Hz  
AQ 0.8650752 sec  
RG 203  
DW 13.200 usec  
DE 6.50 usec  
TE 298.0 K  
D1 1.50000000 sec  
D11 0.03000000 sec  
TD0 1

=====  
CHANNEL f1  
SFO1 125.7816804 MHz  
NUC1 13C  
P1 10.70 usec  
PLW1 95.00000000 W

=====  
CHANNEL f2  
SFO2 500.1720005 MHz  
NUC2 1H  
CPDPRG[2] waltz16  
PCPD2 80.00 usec  
PLW2 19.00000000 W  
PLW12 0.40639001 W  
PLW13 0.26008999 W

F2 - Processing parameters  
SI 32768  
SF 125.7677257 MHz  
WDW EM  
SSB 0  
LB 10.00 Hz  
GB 0  
PC 1.40

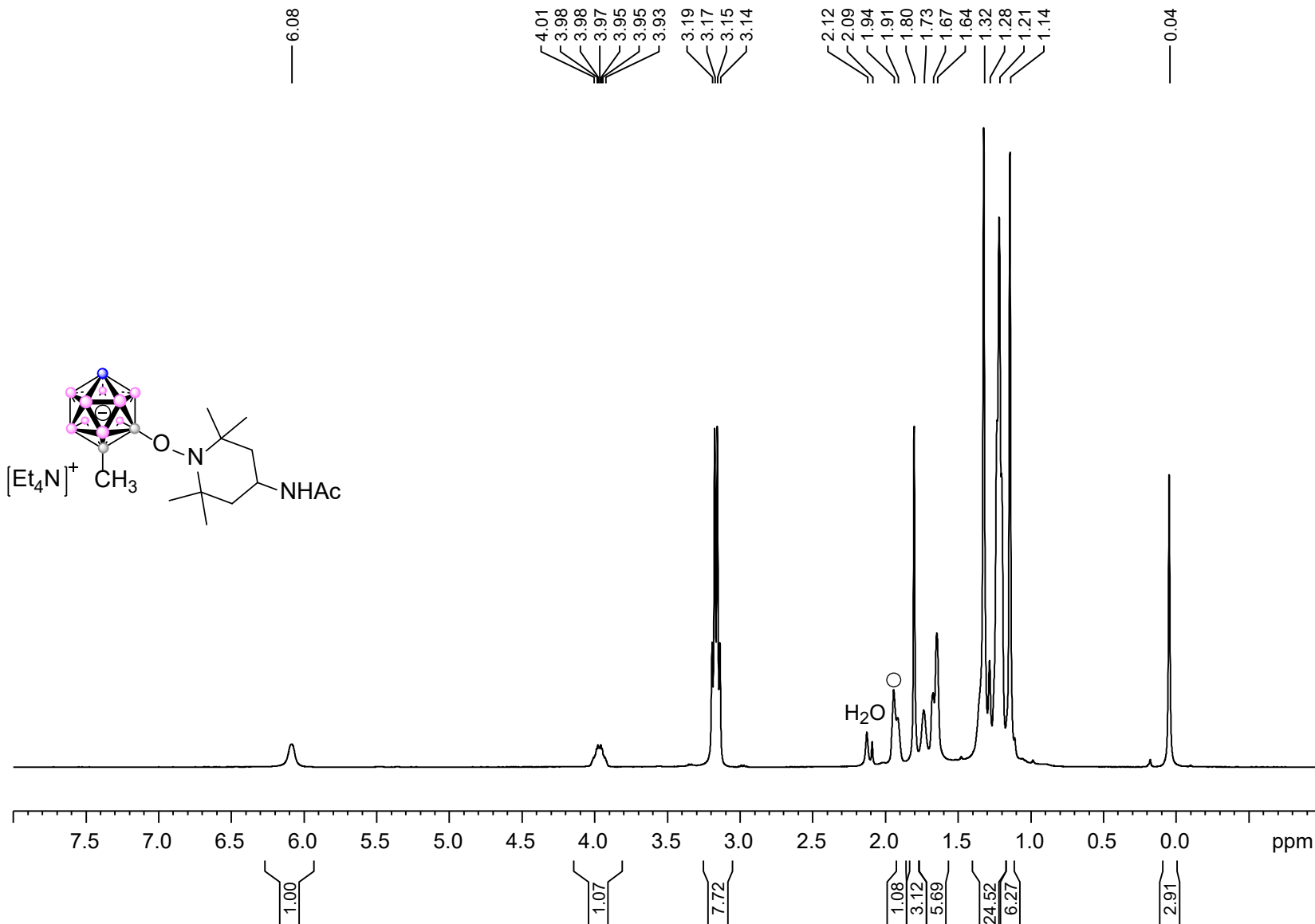


U074-7 [NEt4][12-CH3-7-NHAc-TEMPO-CB11H11]  
1H{11B} 400MHZ CD3CN T=23 C

Current Data Parameters  
NAME U074-7  
EXPNO 2  
PROCNO 1

F2 - Acquisition Parameters  
Date\_ 20240901  
Time 12.14 h  
INSTRUM spect  
PROBHD z108618\_0497 (zgig30)  
PULPROG zgig30  
TD 16384  
SOLVENT CD3CN  
NS 16  
DS 4  
SWH 8012.820 Hz  
FIDRES 0.978127 Hz  
AQ 1.0223616 sec  
RG 107.6  
DW 62.400 usec  
DE 6.50 usec  
TE 301.4 K  
D1 1.00000000 sec  
D11 0.03000000 sec  
TD0 1  
SFO1 400.1320007 MHz  
NUC1 1H  
P1 15.00 usec  
PLW1 15.48099995 W  
SFO2 128.3776050 MHz  
NUC2 11B  
CPDPRG[2] garp4  
PCPD2 60.00 usec  
PLW2 52.96599960 W  
PLW12 1.45079994 W

SI 32768  
WDW EM  
SSB 0  
GB 0  
PC 1.40

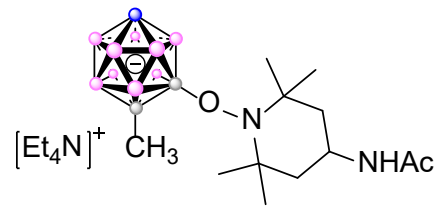


U074-7 [NEt4][12-CH3-7-NHAc-TEMPO-CB11H11]  
11B 128MHZ CD3CN T=23 C

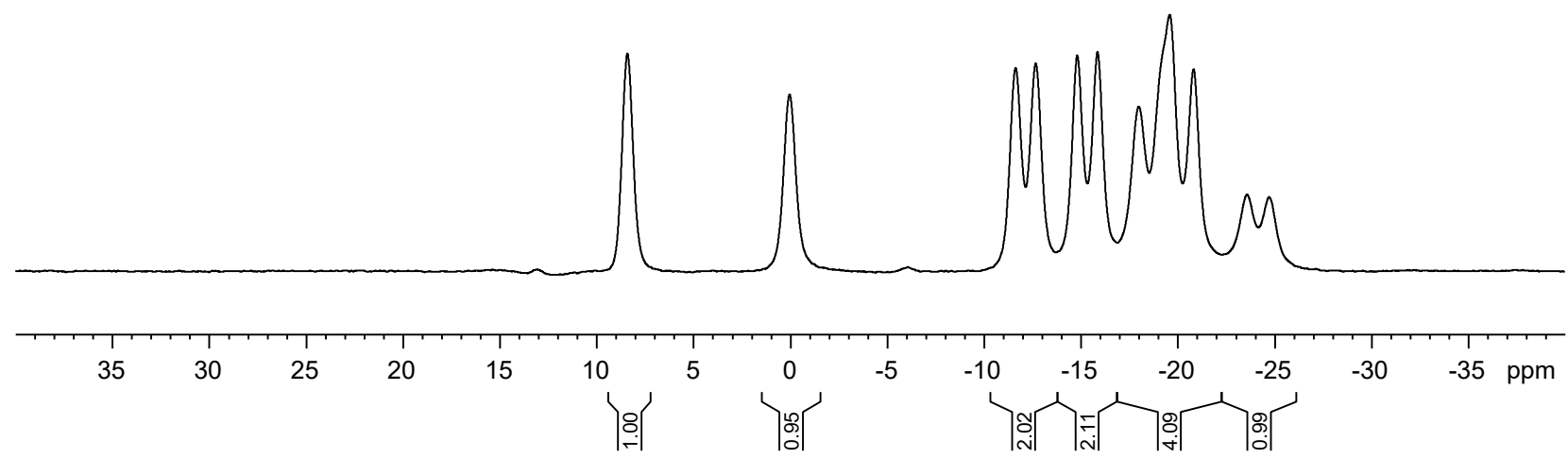
Current Data Parameters  
NAME U074-7  
EXPNO 3  
PROCNO 1

F2 - Acquisition Parameters  
Date\_ 20240901  
Time 12.20 h  
INSTRUM spect  
PROBHD z108618\_0497 (  
PULPROG zg  
TD 65536  
SOLVENT CD3CN  
NS 128  
DS 4  
SWH 25510.203 Hz  
FIDRES 0.778510 Hz  
AQ 1.2845056 sec  
RG 193.34  
DW 19.600 usec  
DE 6.50 usec  
TE 301.2 K  
D1 1.00000000 sec  
TD0 1  
SF01 128.3776052 MHz  
NUC1 11B  
P1 9.93 usec  
PLW1 52.96599960 W

F2 - Processing parameters  
SI 32768  
SF 128.3776052 MHz  
WDW EM  
SSB 0  
LB 10.00 Hz  
GB 0  
PC 1.40



8.41  
0.04  
-11.64  
-12.68  
-14.82  
-15.87  
-17.99  
-19.59  
-20.82  
-23.58

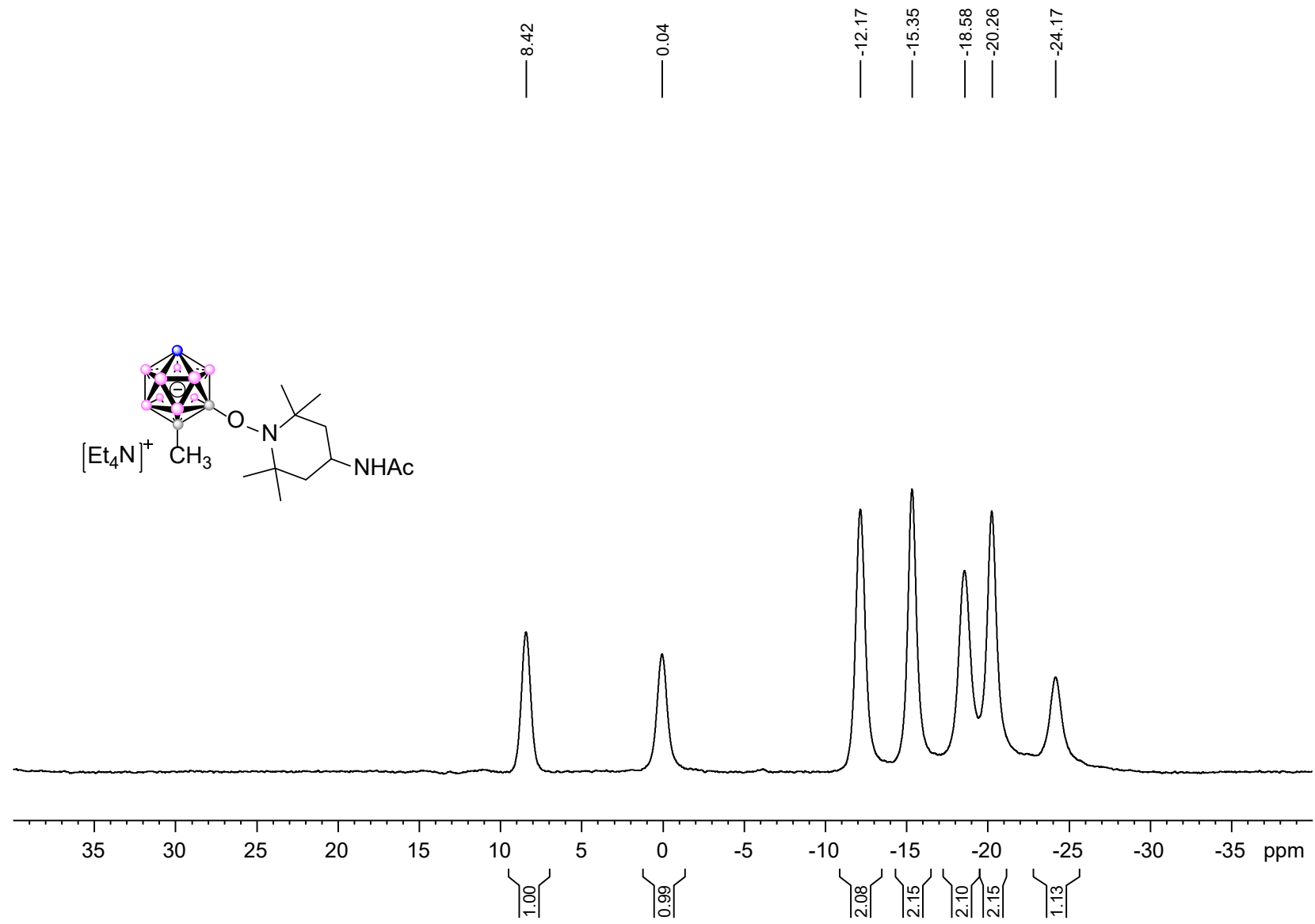
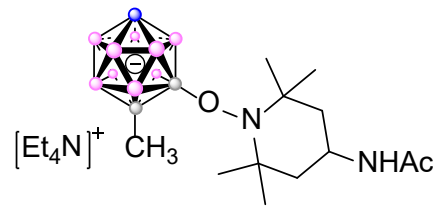


U074-7 [NEt4][12-CH3-7-NHAc-TEMPO-CB11H11]  
11B{1H} 128MHZ CD3CN T=23 C

Current Data Parameters  
NAME U074-7  
EXPNO 4  
PROCNO 1

F2 - Acquisition Parameters  
Date\_ 20240901  
Time\_ 12.26 h  
INSTRUM spect  
PROBHD z108618\_0497 (  
PULPROG zgpg30  
TD 65536  
SOLVENT CD3CN  
NS 128  
DS 4  
SWH 25510.203 Hz  
FIDRES 0.778510 Hz  
AQ 1.2845056 sec  
RG 193.34  
DW 19.600 usec  
DE 6.50 usec  
TE 302.0 K  
D1 1.00000000 sec  
D11 0.03000000 sec  
TD0 1  
SFO1 128.3776050 MHz  
NUC1 11B  
P1 9.93 usec  
PLW1 52.96599960 W  
SFO2 400.1320007 MHz  
NUC2 1H  
CPDPRG[2] waltz16  
PCPD2 90.00 usec  
PLW2 15.48099995 W  
PLW12 0.43002000 W  
PLW13 0.21630000 W

F2 - Processing parameters  
SI 32768  
SF 128.3776050 MHz  
WDW EM  
SSB 0  
LB 10.00 Hz  
GB 0  
PC 1.40



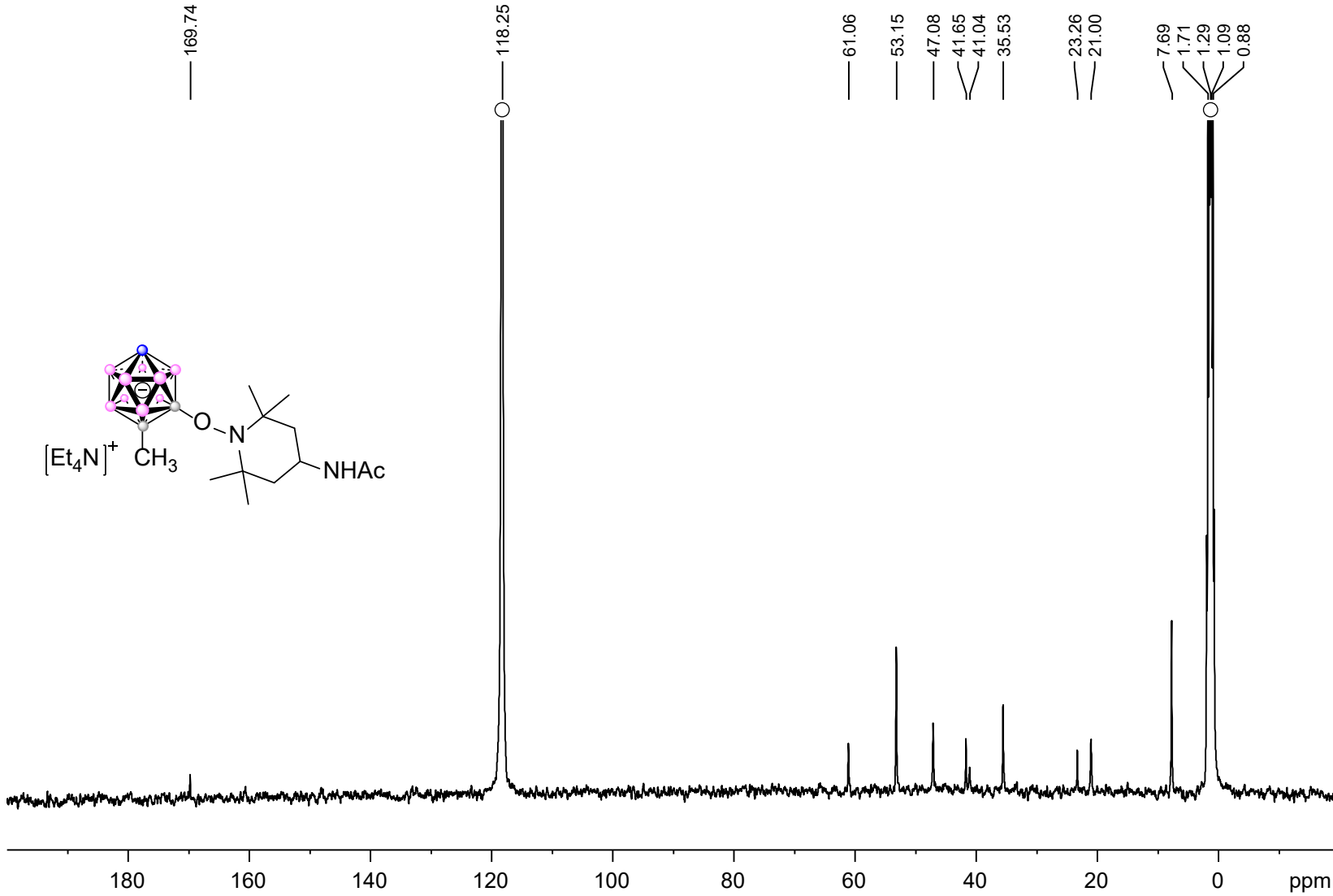


U074-7 [NEt4][12-CH3-7-NHAc-TEMPO-CB11H11]  
13C 100MHZ CD3CN T=23 C

Current Data Parameters  
NAME U074-7  
EXPNO 9  
PROCNO 1

F2 - Acquisition Parameters  
Date\_ 20240901  
Time\_ 20.38 h  
INSTRUM spect  
PROBHD z108618\_0497 (  
PULPROG zgpg30  
TD 65536  
SOLVENT CD3CN  
NS 512  
DS 4  
SWH 29761.904 Hz  
FIDRES 0.908261 Hz  
AQ 1.1010048 sec  
RG 193.34  
DW 16.800 usec  
DE 6.50 usec  
TE 302.7 K  
D1 1.50000000 sec  
D11 0.03000000 sec  
TD0 1  
SFO1 100.6228293 MHz  
NUC1 13C  
P1 10.00 usec  
PLW1 66.13099670 W  
SFO2 400.1316005 MHz  
NUC2 1H  
CPDPRG[2] waltz16  
PCPD2 90.00 usec  
PLW2 15.48099995 W  
PLW12 0.43002000 W  
PLW13 0.21630000 W

F2 - Processing parameters  
SI 32768  
SF 100.6126675 MHz  
WDW EM  
SSB 0  
LB 10.00 Hz  
GB 0  
PC 1.40

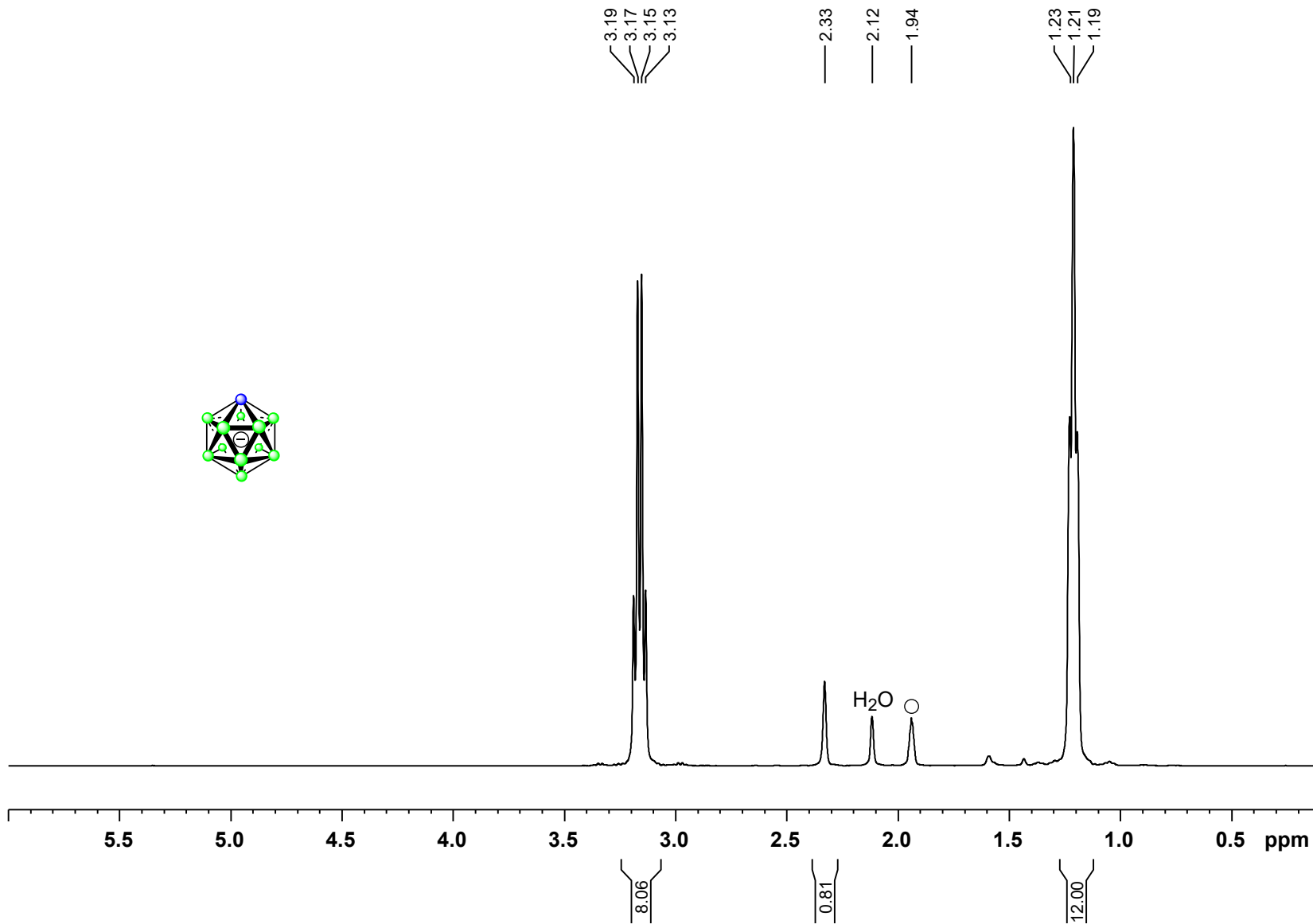


[NEt4][H-CB11D11]  
1H{11B} 400MHZ CD3CN T=23 C

Current Data Parameters  
NAME U091-2-CB11D11  
EXPNO 2  
PROCNO 1

F2 - Acquisition Parameters  
Date\_ 20241101  
Time 11.56 h  
INSTRUM spect  
PROBHD z108618\_0497 ( (   
PULPROG zgig30  
TD 16384  
SOLVENT CD3CN  
NS 16  
DS 4  
SWH 8012.820 Hz  
FIDRES 0.978127 Hz  
AQ 1.0223616 sec  
RG 170.36  
DW 62.400 usec  
DE 6.50 usec  
TE 299.7 K  
D1 1.00000000 sec  
D11 0.03000000 sec  
TD0 1  
SFO1 400.1320007 MHz  
NUC1 1H  
P1 15.00 usec  
PLW1 15.48099995 W  
SFO2 128.3776050 MHz  
NUC2 11B  
CPDPRG[2] garp4  
PLW2 52.96599960 W  
PLW12 1.45079994 W

F2 - Processing parameters  
SI 32768  
WDW EM  
SSB 0  
LB 1.00 Hz  
GB 0  
PC 1.40



[NEt4][H-CB11D11]  
11B 128MHZ CD3CN T=23 C

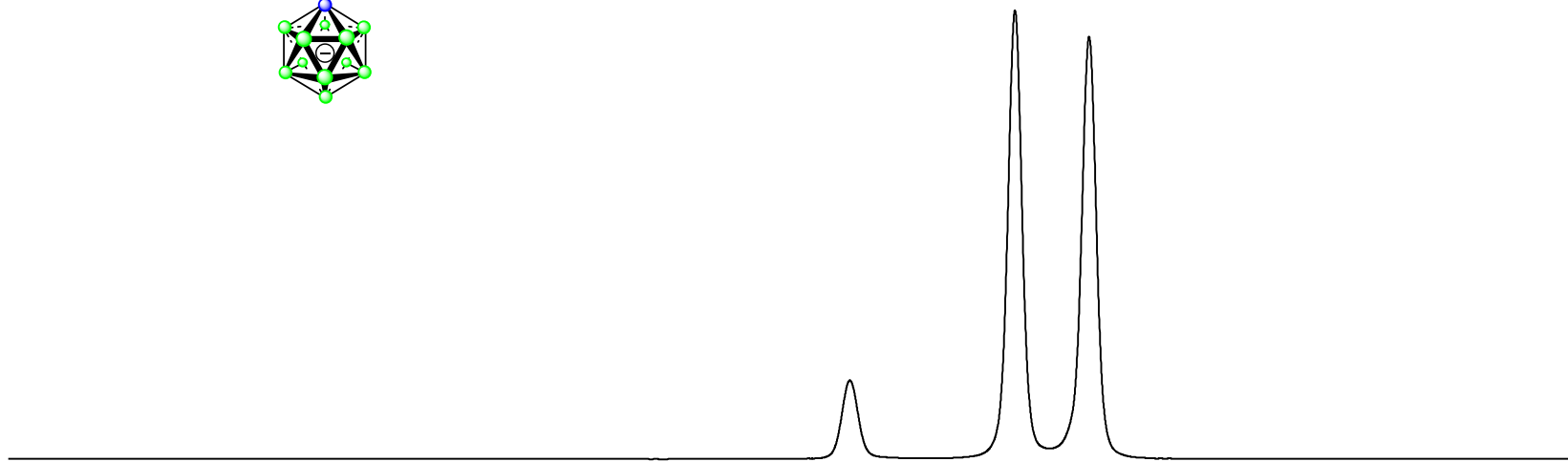
Current Data Parameters  
NAME U091-2-CB11D11  
EXPNO 3  
PROCNO 1

F2 - Acquisition Parameters  
Date\_ 20241101  
Time 12.01 h  
INSTRUM spect  
PROBHD z108618\_0497 (  
PULPROG zg  
TD 65536  
SOLVENT CD3CN  
NS 128  
DS 4  
SWH 25510.203 Hz  
FIDRES 0.778510 Hz  
AQ 1.2845056 sec  
RG 193.34  
DW 19.600 usec  
DE 6.50 usec  
TE 299.4 K  
D1 1.00000000 sec  
TD0 1  
SF01 128.3776052 MHz  
NUC1 11B  
P1 9.93 usec  
PLW1 52.96599960 W

F2 - Processing parameters  
SI 32768  
SF 128.3776052 MHz  
WDW EM  
SSB 0  
LB 10.00 Hz  
GB 0  
PC 1.40



— -7.22  
— -13.54  
— -16.38



20 15 10 5 0 -5 -10 -15 -20 -25 -30 ppm

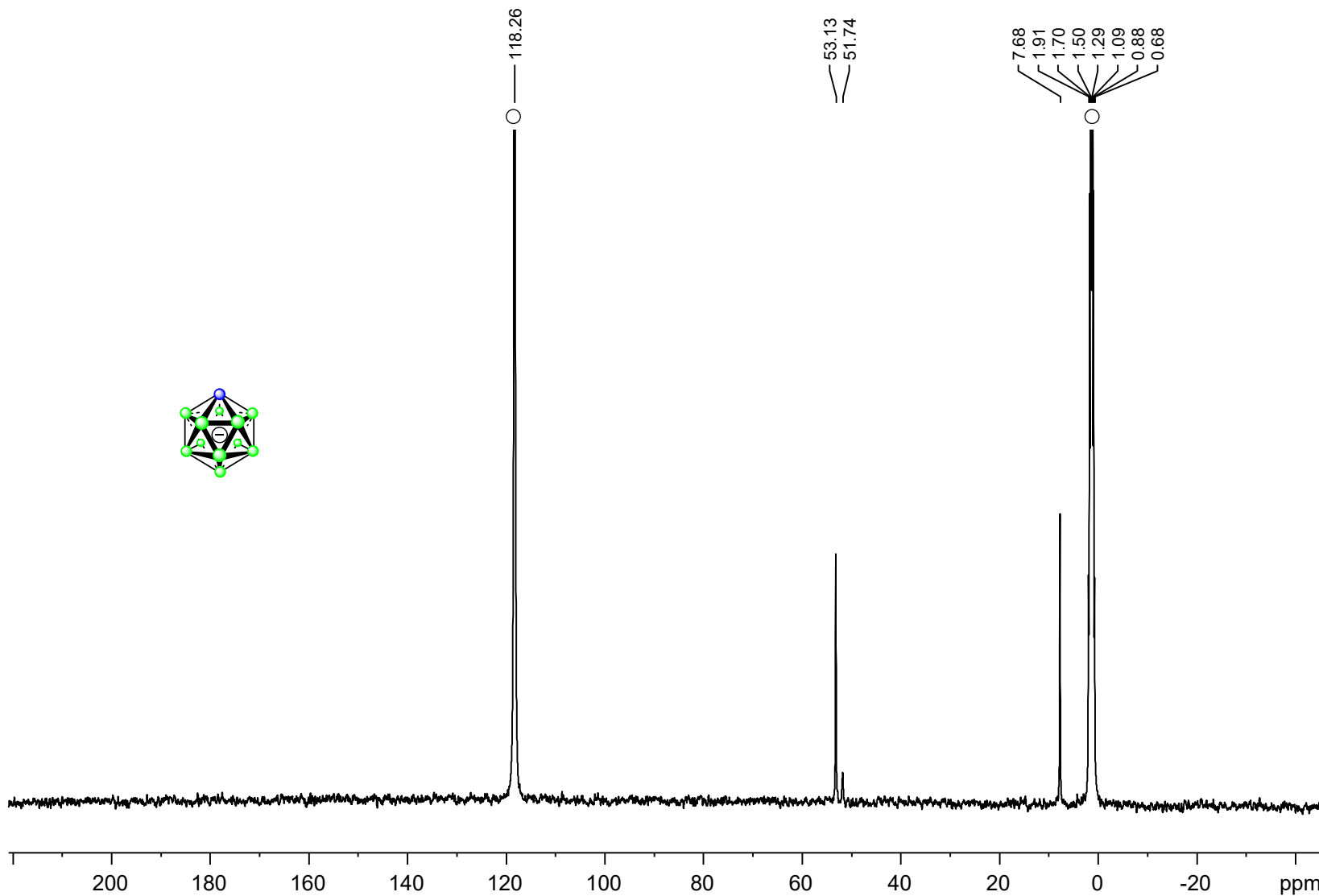
1.00 5.08 5.06

[NEt4][H-CB11D11]  
13C 100MHZ CD3CN T=23 C

Current Data Parameters  
NAME U091-2-CB11D11  
EXPNO 5  
PROCNO 1

F2 - Acquisition Parameters  
Date\_ 20241101  
Time\_ 16.35 h  
INSTRUM spect  
PROBHD z108618\_0497 (  
PULPROG zgpg30  
TD 65536  
SOLVENT CD3CN  
NS 512  
DS 4  
SWH 29761.904 Hz  
FIDRES 0.908261 Hz  
AQ 1.1010048 sec  
RG 193.34  
DW 16.800 usec  
DE 6.50 usec  
TE 300.9 K  
D1 1.5000000 sec  
D11 0.0300000 sec  
TD0 1  
SFO1 100.6228293 MHz  
NUC1 13C  
P1 10.00 usec  
PLW1 66.13099670 W  
SFO2 400.1316005 MHz  
NUC2 1H  
CPDPRG[2] waltz16  
PCPD2 90.00 usec  
PLW2 15.48099995 W  
PLW12 0.43002000 W  
PLW13 0.21630000 W

F2 - Processing parameters  
SI 32768  
SF 100.6126695 MHz  
WDW EM  
SSB 0  
LB 10.00 Hz  
GB 0  
PC 1.40



[H][1-CH3-12-NHAc-TEMPO-CB11H11]  
 1H{11B} 500MHZ DMSO T=23 C

```

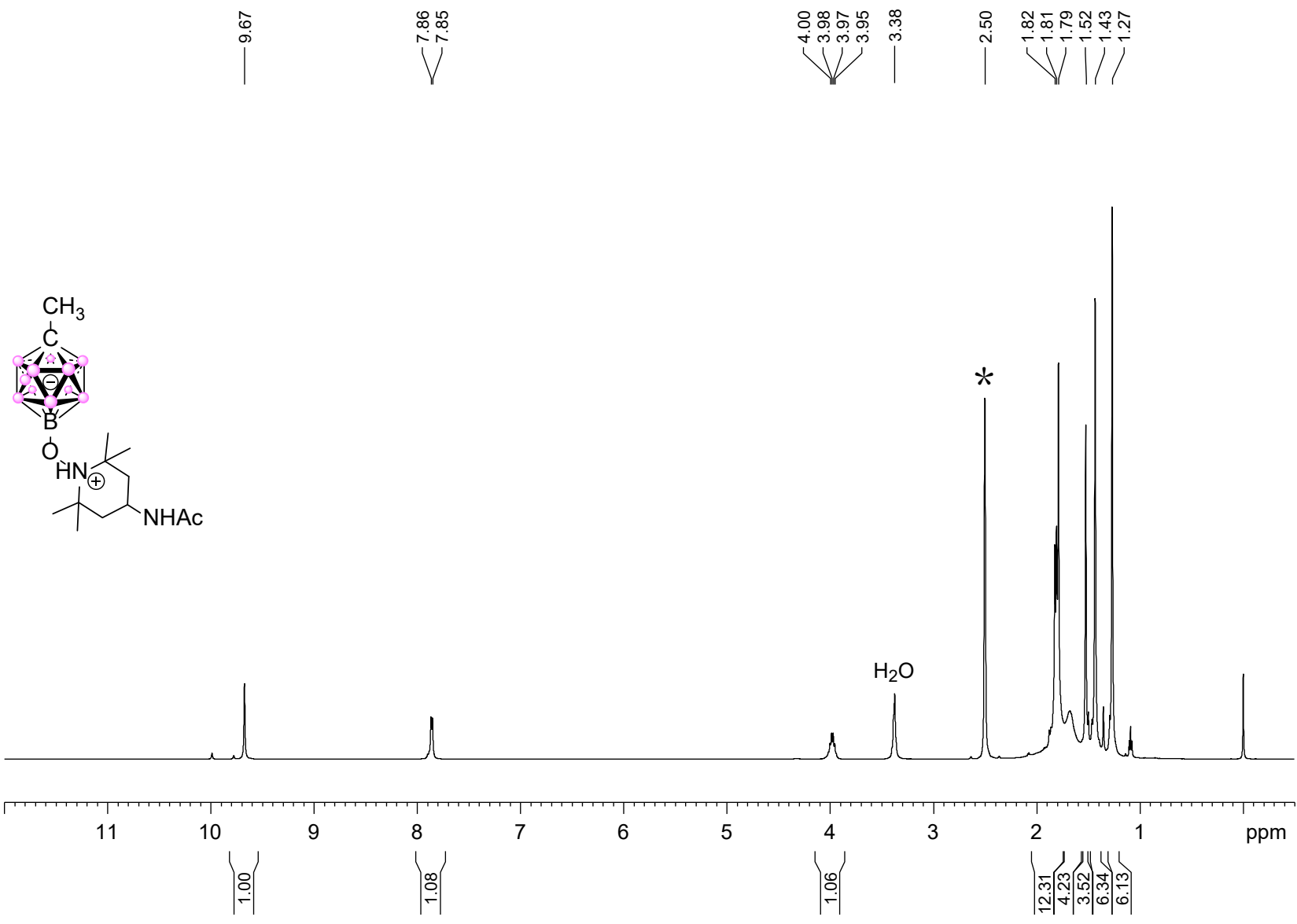
Current Data Parameters
NAME          U148-1
EXPNO         2
PROCNO        1

F2 - Acquisition Parameters
Date_         20250213
Time          11.19
INSTRUM       spect
PROBHD        5 mm PABBO BB-
PULPROG       zgig30
TD            65536
SOLVENT       DMSO
NS            16
DS            0
SWH           12500.000 Hz
FIDRES        0.190735 Hz
AQ            2.6214399 sec
RG            114
DW            40.000 usec
DE            6.50 usec
TE            293.9 K
D1            5.00000000 sec
D11           0.03000000 sec
TD0           1

===== CHANNEL f1 =====
SFO1          500.1735009 MHz
NUC1           1H
P1            11.16 usec
PLW1          19.00000000 W

===== CHANNEL f2 =====
SFO2          160.4744030 MHz
NUC2           11B
PCPD2         garp
PCPD2         100.00 usec
PLW2          95.00000000 W
PLW12         1.63030005 W

F2 - Processing parameters
SI            65536
SF            500.1700037 MHz
WDW           EM
SSB           0
LB            1.00 Hz
GB            0
PC            1.00
  
```



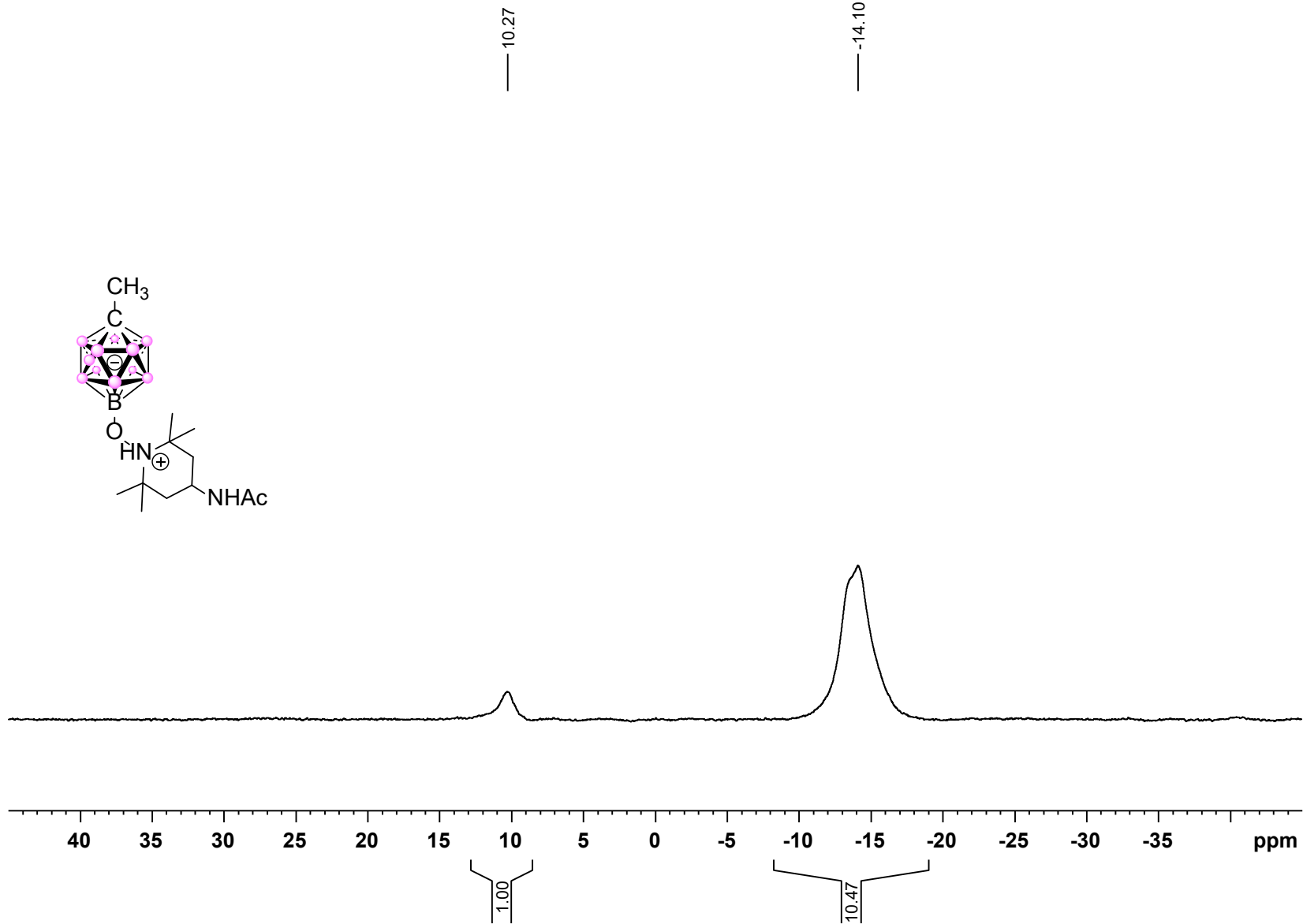
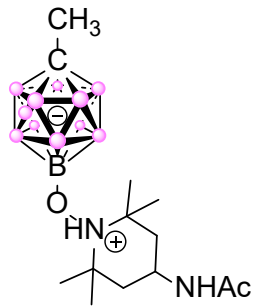
[H][1-CH3-12-NHAc-TEMPO-CB11H11]  
11B 160MHZ DMSO T=23 C

Current Data Parameters  
NAME U148-1  
EXPNO 3  
PROCNO 1

F2 - Acquisition Parameters  
Date\_ 20250213  
Time 11.21  
INSTRUM spect  
PROBHD 5 mm FABBO BB-  
PULPROG zg30  
TD 64098  
SOLVENT DMSO  
NS 32  
DS 0  
SWH 32051.281 Hz  
FIDRES 0.500036 Hz  
AQ 0.9999288 sec  
RG 203  
DW 15.600 usec  
DE 6.50 usec  
TE 293.8 K  
D1 1.0000000 sec  
TDO 1

==== CHANNEL f1 =====  
SFO1 160.4744132 MHz  
NUC1 11B  
P1 13.10 usec  
PLW1 95.0000000 W

F2 - Processing parameters  
SI 32768  
SF 160.4744130 MHz  
WDW EM  
SSB 0  
LB 10.00 Hz  
GB 0  
PC 1.40



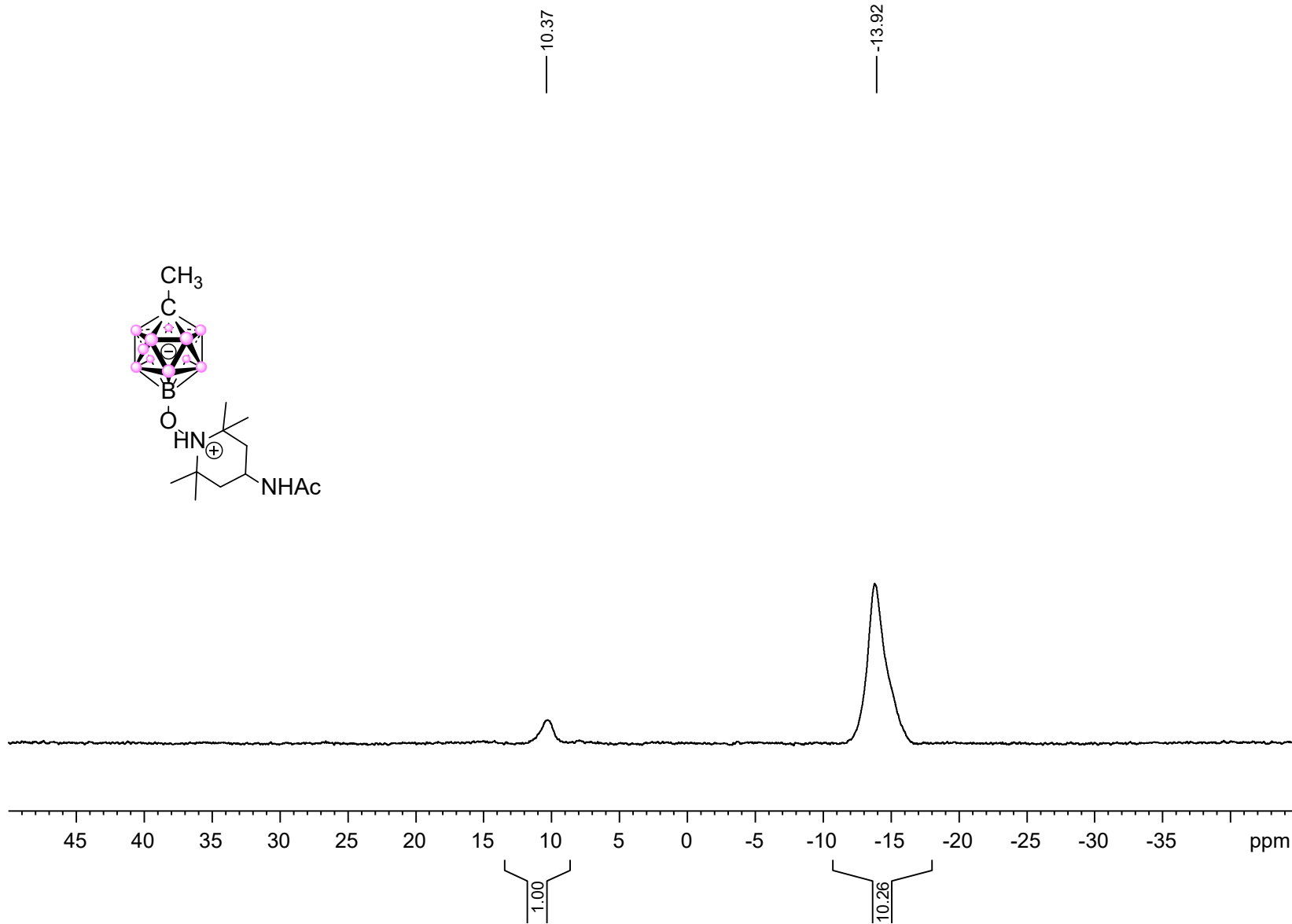
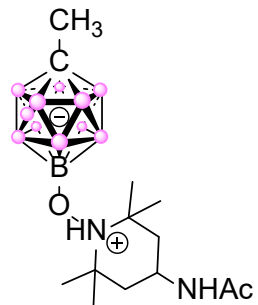
[H][1-CH3-12-NHAc-TEMPO-CB11H11]  
11B{1H} 160MHZ DMSO T=23 C

Current Data Parameters  
NAME U148-1  
EXPNO 4  
PROCNO 1  
  
F2 - Acquisition Parameters  
Date\_ 20250213  
Time 11.21  
INSTRUM spect  
PROBHD 5 mm PABBO BB-  
PULPROG zgpg30  
TD 65536  
SOLVENT DMSO  
NS 16  
DS 0  
SWH 32051.281 Hz  
FIDRES 0.489064 Hz  
AQ 1.0223616 sec  
RG 203  
DW 15.600 usec  
DE 6.50 usec  
TE 294.0 K  
D1 1.0000000 sec  
D11 0.0300000 sec  
TD0 1

===== CHANNEL f1 =====  
SFO1 160.4744130 MHz  
NUC1 11B  
P1 13.10 usec  
PLW1 95.0000000 W

===== CHANNEL f2 =====  
SFO2 500.1725007 MHz  
NUC2 1H  
CPDPRG[2] waltz16  
PCPD2 80.00 usec  
PLW2 19.0000000 W  
PLW12 0.40639001 W  
PLW13 0.26008999 W

F2 - Processing parameters  
SI 32768  
SF 160.4744130 MHz  
WDW EM  
SSB 0  
LB 10.00 Hz  
GB 0  
PC 1.40



[H][1-CH3-12-NHAc-TEMPO-CB11H11]  
13C 126MHZ DMSO T=23 C

Current Data Parameters  
NAME U148-1  
EXPNO 5  
PROCNO 1

F2 - Acquisition Parameters  
Date\_ 20250213  
Time 12.04  
INSTRUM spect  
PROBHD 5 mm PABBO BB-  
PULPROG zgpg30  
TD 65536  
SOLVENT DMSO  
NS 1024  
DS 4  
SWH 37878.789 Hz  
FIDRES 0.577984 Hz  
AQ 0.8650752 sec  
RG 203  
DW 13.200 usec  
DE 6.50 usec  
TE 294.5 K  
D1 1.50000000 sec  
D11 0.03000000 sec  
TD0 1

=====  
SFO1 125.7816804 MHz  
NUC1 13C  
P1 10.17 usec  
PLW1 95.00000000 W

=====  
SFO2 500.1720005 MHz  
NUC2 1H  
CPDPRG[2] waltz16  
PCPD2 80.00 usec  
PLW2 19.00000000 W  
PLW12 0.40639001 W  
PLW13 0.26008999 W

F2 - Processing parameters  
SI 32768  
SF 125.7679021 MHz  
WDW EM  
SSB 0  
LB 1.00 Hz  
GB 0  
PC 1.40

