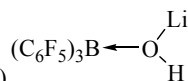


## Experimental Section

All reactions were performed in the strict absence of oxygen and water under a purified argon atmosphere using glove-box or vacuum-line techniques. Solvents were dried by usual procedures and degassed before use.  $^1\text{H}$ ,  $^{13}\text{C}$ ,  $^{19}\text{F}$  and  $^{11}\text{B}$  NMR spectra were recorded on Bruker spectrometers. Chemical shifts are given relative to external references ( $^1\text{H}$ ,  $^{13}\text{C}$ : TMS at 0;  $^{19}\text{F}$ :  $\text{CFCl}_3$  at 0;  $^{11}\text{B}$ :  $\text{BF}_3\cdot\text{OEt}_2$  at 0).  $\text{B}(\text{C}_6\text{F}_5)_3$ ,  $\text{Cp}_2\text{ZrMe}_2$  and the phosphonium chlorides were purchased from commercial sources. The imidazolium and pyrrolidinium chlorides were prepared according to literature methods.



### Preparation of (1)

A mixture of  $\text{B}(\text{C}_6\text{F}_5)_3$  (200 mg, 0.39 mmol, 1 eq) and anhydrous LiOH (11 mg, 0.39 mmol, 1 eq) was stirred at room temperature overnight. A white precipitate was filtered off and the yellow filtrate obtained as a white powder after removal of the volatile solvent was analyzed.

$^{19}\text{F}$  NMR [282.4 MHz,  $\text{C}_6\text{D}_6$ ] ( $\delta$ , ppm): -133.7 (bs, o-F); -151.2 (bs, p-F); -162.0 (m, m-F).  $^1\text{H}$  NMR [300.1 MHz,  $\text{C}_6\text{D}_6$ ] ( $\delta$ , ppm): 4.52 (s, 1H, OH).  $^{13}\text{C}$  NMR [75.5 MHz,  $\text{C}_6\text{D}_6$ ] ( $\delta$ , ppm): 136.0, 139.48, 141.16, 144.64, 146.60; 149.88 (CF).  $^{11}\text{B}$  NMR [96.3 MHz, ( $\text{CH}_2\text{Cl}_2$ , 10%  $\text{C}_6\text{D}_6$ )] ( $\delta$ , ppm): 40.36 (s). IR [KBr]:  $\nu(\text{OH}) = 3443 \text{ cm}^{-1}$ .

General procedure :

### Preparation of $[\text{BMIM}^+][\text{B}(\text{C}_6\text{F}_5)_3\text{Cl}^-]$ (2)

A solution of 1-butyl-3-methyl imidazolium chloride (80 mg, 0.46 mmol, 1 eq) in dichloromethane was added dropwise via a canula to a solution of  $\text{B}(\text{C}_6\text{F}_5)_3$  (234 mg, 0.46 mmol, 1 eq) in dichloromethane at room temperature. After stirring at room temperature for several hours, the solvent was evaporated and **2** was obtained as a pale yellow oil.

$^{19}\text{F}$  NMR [282.4 MHz,  $\text{C}_6\text{D}_6$ ] ( $\delta$ , ppm): -132.4 (dd, 6F,  $^3J_{\text{FF}} = 7.9 \text{ Hz}$ ,  $^3J_{\text{FF}} = 7.5 \text{ Hz}$ , o-F); -160.8 (t, 3F,  $^3J_{\text{FF}} = 20.9 \text{ Hz}$ , p-F); -166.2 (m, 6F, m-F).  $^1\text{H}$  NMR [300.1 MHz,  $\text{C}_6\text{D}_6$ ] ( $\delta$ , ppm): 0.67 (t, 3H,  $^3J_{\text{HH}} = 7.3 \text{ Hz}$ ,  $\text{CH}_3$ ); 0.80 (sextet, 2H,  $^3J_{\text{HH}} = 7.3 \text{ Hz}$ ,  $\text{CH}_2$ ); 0.99 (quintet, 2H,  $^3J_{\text{HH}} = 7.3 \text{ Hz}$ ,  $\text{CH}_2$ ); 2.63 (s, 3H,  $\text{CH}_3$ ); 3.05 (t, 2H,  $^3J_{\text{HH}} = 7.3 \text{ Hz}$ ,  $\text{CH}_2$ ); 5.59 (m, 1H, CH); 5.66 (m, 1H, CH); 7.25 (s, 1H, CH).  $^{13}\text{C}$  NMR [75.5 MHz,  $\text{C}_6\text{D}_6$ ] ( $\delta$ , ppm): 13.08 ( $\text{CH}_3$ ); 19.34 ( $\text{CH}_2$ ); 31.53 ( $\text{CH}_2$ ); 35.28 ( $\text{CH}_3$ ); 49.45 ( $\text{CH}_2$ ); 121.10 (CH ( $\text{BMIm}^+$ )); 122.61 (CH ( $\text{BMIm}^+$ )); 134.72 (CH ( $\text{BMIm}^+$ )); 135.73, 137.92, 139.18, 141.28, 147.33, 150.61 (CF).  $^{11}\text{B}$  NMR [96.3 MHz, ( $\text{CH}_2\text{Cl}_2$ , 10%  $\text{C}_6\text{D}_6$ )] ( $\delta$ , ppm): -7.34 (s). ES-MS: positive mode [ $M = 139$ ,  $\text{BMIm}^+$ ]; negative mode [ $M = 547$ ,  $\text{B}(\text{C}_6\text{F}_5)_3\text{Cl}^-$ ].

The same procedure as for (2) was used for the synthesis of (4-9).

### $[\text{BMMIM}^+][\text{B}(\text{C}_6\text{F}_5)_3\text{Cl}^-]$ (4)

Colorless liquid.  $^{19}\text{F}$  NMR [282.4 MHz,  $\text{CD}_2\text{Cl}_2$ ] ( $\delta$ , ppm): -133.2 (dd, 6F,  $^3J_{\text{FF}} = 8.0 \text{ Hz}$ ,  $^3J_{\text{FF}} = 7.9 \text{ Hz}$ , o-F); -162.4 (t, 3F,  $^3J_{\text{FF}} = 20.5 \text{ Hz}$ , p-F); -167.4 (m, 6F, m-F).  $^1\text{H}$  NMR [300.1 MHz,  $\text{CD}_2\text{Cl}_2$ ] ( $\delta$ , ppm): 0.96 (t, 3H,  $^3J_{\text{HH}} = 7.3 \text{ Hz}$ ,  $\text{CH}_3$ ); 1.36 (sextet, 2H,  $^3J_{\text{HH}} = 7.3 \text{ Hz}$ ,  $\text{CH}_2$ ); 1.78 (quintet, 2H,  $^3J_{\text{HH}} = 7.3 \text{ Hz}$ ,  $\text{CH}_2$ ); 2.58 (s, 3H,  $\text{CH}_3$ ); 3.78 (s, 3H,  $\text{CH}_3$ ); 4.03 (t, 2H,  $^3J_{\text{HH}} = 7.3 \text{ Hz}$ ,  $\text{CH}_2$ ); 7.17 (d, 1H,  $^3J_{\text{HH}} = 2.4 \text{ Hz}$ , CH); 7.18 (d, 1H,  $^3J_{\text{HH}} = 2.4 \text{ Hz}$ , CH).  $^{13}\text{C}$  NMR [75.5 MHz,  $\text{CD}_2\text{Cl}_2$ ] ( $\delta$ , ppm): 10.25 ( $\text{CH}_3$ ); 13.50 ( $\text{CH}_3$ ); 20.53 ( $\text{CH}_2$ ); 32.01 ( $\text{CH}_2$ ); 36.18 ( $\text{CH}_3$ ); 49.47 ( $\text{CH}_2$ ); 121.60 (CH ( $\text{BMMIm}^+$ )); 123.11 (CH ( $\text{BMMIm}^+$ )); 135.45, 137.62, 138.70, 140.91 (CF); 143.87 (C( $\text{CH}_3$ ) ( $\text{BMMIm}^+$ )); 146.75, 150.0 (CF).  $^{11}\text{B}$  NMR [96.3 MHz, ( $\text{CH}_2\text{Cl}_2$ , 10%  $\text{CD}_2\text{Cl}_2$ )] ( $\delta$ , ppm): -7.49 (s). ES-MS: positive mode [ $M = 153$ ,  $\text{BMMIm}^+$ ]; negative mode [ $M = 547$ ,  $\text{B}(\text{C}_6\text{F}_5)_3\text{Cl}^-$ ].

### $[\text{EMIM}^+][\text{B}(\text{C}_6\text{F}_5)_3\text{Cl}^-]$ (5)

Colorless liquid.  $^{19}\text{F}$  NMR [282.4 MHz,  $\text{CD}_2\text{Cl}_2$ ] ( $\delta$ , ppm): -133.1 (dd, 6F,  $^3J_{\text{FF}} = 7.7 \text{ Hz}$ ,  $^3J_{\text{FF}} = 7.2 \text{ Hz}$ , o-F); -161.8 (t, 3F,  $^3J_{\text{FF}} = 20.6 \text{ Hz}$ , p-F); -167.0 (m, 6F, m-F).  $^1\text{H}$  NMR [300.1 MHz,  $\text{CD}_2\text{Cl}_2$ ] ( $\delta$ , ppm): 1.52 (t, 3H,  $^3J_{\text{HH}} = 7.4 \text{ Hz}$ ,  $\text{CH}_3$ ); 3.93 (s, 3H,  $\text{CH}_3$ ); 4.23 (quartet, 2H,  $^3J_{\text{HH}} = 7.4 \text{ Hz}$ ,  $\text{CH}_2$ ); 7.26 (m, 1H, CH); 7.29 (m, 1H, CH); 8.84 (s, 1H, CH).  $^{13}\text{C}$  NMR [75.5 MHz,  $\text{C}_6\text{D}_6$ ] ( $\delta$ , ppm): 15.29 ( $\text{CH}_3$ ); 37.01 ( $\text{CH}_3$ ); 46.06 ( $\text{CH}_2$ ); 122.48 (CH ( $\text{EMIm}^+$ )); 124.15 (CH ( $\text{EMIm}^+$ )); 135.42 (CH ( $\text{EMIm}^+$ )); 135.78, 137.81, 138.90, 141.03, 146.86, 150.03 (CF).  $^{11}\text{B}$  NMR [96.3 MHz, ( $\text{CH}_2\text{Cl}_2$ , 10%  $\text{CD}_2\text{Cl}_2$ )] ( $\delta$ , ppm): -7.17 (s). ES-MS: positive mode [ $M = 111$ ,  $\text{EMIm}^+$ ]; negative mode [ $M = 547$ ,  $\text{B}(\text{C}_6\text{F}_5)_3\text{Cl}^-$ ].

### $[\text{BBIM}^+][\text{B}(\text{C}_6\text{F}_5)_3\text{Cl}^-]$ (6)

Colorless liquid.  $^{19}\text{F}$  NMR [282.4 MHz,  $\text{CD}_2\text{Cl}_2$ ] ( $\delta$ , ppm): -133.3 (dd, 6F,  $^3J_{\text{FF}} = 7.4 \text{ Hz}$ ,  $^3J_{\text{FF}} = 7.5 \text{ Hz}$ , o-F); -162.1 (t, 3F,  $^3J_{\text{FF}} = 20.2 \text{ Hz}$ , p-F); -167.2 (m, 6F, m-F).  $^1\text{H}$  NMR [300.1 MHz,  $\text{CD}_2\text{Cl}_2$ ] ( $\delta$ , ppm): 0.95 (t, 6H,  $^3J_{\text{HH}} = 7.4 \text{ Hz}$ ,  $\text{CH}_3$ ); 1.34 (sextet, 4H,  $^3J_{\text{HH}} = 7.4 \text{ Hz}$ ,  $\text{CH}_2$ ); 1.84 (quintet, 4H,  $^3J_{\text{HH}} = 7.4 \text{ Hz}$ ,  $\text{CH}_2$ ); 4.15 (t, 4H,  $^3J_{\text{HH}} = 7.4 \text{ Hz}$ ,  $\text{CH}_2$ ); 7.28 (bs, 2H, CH); 8.64 (s, 1H, CH).  $^{13}\text{C}$  NMR [75.5 MHz,  $\text{CD}_2\text{Cl}_2$ ] ( $\delta$ , ppm): 13.38 ( $\text{CH}_3$ ); 19.80 ( $\text{CH}_2$ ); 32.31 ( $\text{CH}_2$ );

50.79 (CH<sub>2</sub>); 122.84 (CH (BBIm<sup>+</sup>)); 134.76 (CH (BBIm<sup>+</sup>)); 135.55, 137.68, 138.66, 140.97, 146.67, 150.12 (CF). <sup>11</sup>B NMR [96.3 MHz, (CH<sub>2</sub>Cl<sub>2</sub>, 10% CD<sub>2</sub>Cl<sub>2</sub>)] (δ, ppm): -7.18 (s). ES-MS: positive mode [M = 181, BBIm<sup>+</sup>]; negative mode [M = 547, B(C<sub>6</sub>F<sub>5</sub>)<sub>3</sub>Cl<sup>-</sup>], [M = 1275, [2×B(C<sub>6</sub>F<sub>5</sub>)<sub>3</sub>Cl<sup>-</sup> + BBIm<sup>+</sup>]].

[BMpy<sup>+</sup>][B(C<sub>6</sub>F<sub>5</sub>)<sub>3</sub>Cl<sup>-</sup>] (7)

Colorless liquid. <sup>19</sup>F NMR [282.4 MHz, CD<sub>2</sub>Cl<sub>2</sub>] (δ, ppm): -133.2 (dd, 6F, <sup>3</sup>J<sub>FF</sub> = 6.9 Hz, <sup>3</sup>J<sub>FF</sub> = 7.5 Hz, o-F); -162.2 (t, 3F, <sup>3</sup>J<sub>FF</sub> = 20.7 Hz, p-F); -167.3 (m, 6F, m-F). <sup>1</sup>H NMR [300.1 MHz, CD<sub>2</sub>Cl<sub>2</sub>] (δ, ppm): 0.98 (t, 3H, <sup>3</sup>J<sub>HH</sub> = 7.7 Hz, CH<sub>3</sub>); 1.40 (sextet, 2H, <sup>3</sup>J<sub>HH</sub> = 7.7 Hz, CH<sub>2</sub>); 1.73 (quintet, 2H, <sup>3</sup>J<sub>HH</sub> = 7.7 Hz, CH<sub>2</sub>); 2.25 (bs, 4H, CH<sub>2</sub>); 3.0 (s, 3H, CH<sub>3</sub>); 3.23 (m, 2H, CH<sub>2</sub>); 3.44 (m, 4H, CH<sub>2</sub>). <sup>13</sup>C NMR [75.5 MHz, CD<sub>2</sub>Cl<sub>2</sub>] (δ, ppm): 13.53 (CH<sub>3</sub>); 20.02 (CH<sub>2</sub>); 22.11 (CH<sub>2</sub>); 26.19 (CH<sub>2</sub>); 49.37 (CH<sub>3</sub>); 65.50 (CH<sub>2</sub>); 65.62 (CH<sub>2</sub>); 135.48, 137.70, 138.76, 141.02, 146.84, 150.01 (CF). <sup>11</sup>B NMR [96.3 MHz, (CH<sub>2</sub>Cl<sub>2</sub>, 10% CD<sub>2</sub>Cl<sub>2</sub>)] (δ, ppm): -7.27 (s). ES-MS: positive mode [M = 142, BMpy<sup>+</sup>]; negative mode [M = 547, B(C<sub>6</sub>F<sub>5</sub>)<sub>3</sub>Cl<sup>-</sup>].

[Bu<sub>4</sub>P<sup>+</sup>][B(C<sub>6</sub>F<sub>5</sub>)<sub>3</sub>Cl<sup>-</sup>] (8)

Colorless liquid. <sup>19</sup>F NMR [282.4 MHz, CD<sub>2</sub>Cl<sub>2</sub>] (δ, ppm): -133.0 (dd, 6F, <sup>3</sup>J<sub>FF</sub> = 7.7 Hz, <sup>3</sup>J<sub>FF</sub> = 7.7 Hz, o-F); -162.5 (t, 3F, <sup>3</sup>J<sub>FF</sub> = 20.4 Hz, p-F); -167.4 (m, 6F, m-F). <sup>1</sup>H NMR [300.1 MHz, CD<sub>2</sub>Cl<sub>2</sub>] (δ, ppm): 0.96 (t, 12H, <sup>3</sup>J<sub>HH</sub> = 6.8 Hz, CH<sub>3</sub>); 1.47-1.50 (m, 16H, CH<sub>2</sub>); 1.98-2.07 (m, 8H, PCH<sub>2</sub>). <sup>13</sup>C NMR [75.5 MHz, CD<sub>2</sub>Cl<sub>2</sub>] (δ, ppm): 13.32 (CH<sub>3</sub>); 19.04 (d, <sup>1</sup>J<sub>PC</sub> = 49.8 Hz, PCH<sub>2</sub>); 23.74 (d, <sup>2</sup>J<sub>PC</sub> = 4.6 Hz, CH<sub>2</sub>); 24.20 (d, <sup>3</sup>J<sub>PC</sub> = 14.9 Hz, CH<sub>2</sub>); 135.61, 137.59, 138.75, 140.91, 146.79, 149.98 (CF). <sup>11</sup>B NMR [96.3 MHz, (CH<sub>2</sub>Cl<sub>2</sub>, 10% CD<sub>2</sub>Cl<sub>2</sub>)] (δ, ppm): -7.45 (s). <sup>31</sup>P NMR [121.5 MHz, CD<sub>2</sub>Cl<sub>2</sub>] (δ, ppm): 33.39 (s) (<sup>1</sup>J<sub>PC</sub> = 48.1 Hz, <sup>2</sup>J<sub>PC</sub> = 14.7 Hz). ES-MS: positive mode [M = 259, Bu<sub>4</sub>P<sup>+</sup>]; negative mode [M = 547, B(C<sub>6</sub>F<sub>5</sub>)<sub>3</sub>Cl<sup>-</sup>], [M = 1353, [2×B(C<sub>6</sub>F<sub>5</sub>)<sub>3</sub>Cl<sup>-</sup> + Bu<sub>4</sub>P<sup>+</sup>]].

[Ph<sub>4</sub>P<sup>+</sup>][B(C<sub>6</sub>F<sub>5</sub>)<sub>3</sub>Cl<sup>-</sup>] (9)

White powder. <sup>19</sup>F NMR [282.4 MHz, CD<sub>2</sub>Cl<sub>2</sub>] (δ, ppm): -133.0 (dd, 6F, <sup>3</sup>J<sub>FF</sub> = 7.8 Hz, <sup>3</sup>J<sub>FF</sub> = 7.2 Hz, o-F); -162.8 (t, 3F, <sup>3</sup>J<sub>FF</sub> = 20.1 Hz, p-F); -167.5 (m, 6F, m-F). <sup>1</sup>H NMR [300.1 MHz, CD<sub>2</sub>Cl<sub>2</sub>] (δ, ppm): 7.58-7.93 (m, 20H, Ph). <sup>13</sup>C NMR [75.5 MHz, CD<sub>2</sub>Cl<sub>2</sub>] (δ, ppm): 117.88 (d, <sup>1</sup>J<sub>PC</sub> = 90.2 Hz, PC); 130.90 (d, <sup>3</sup>J<sub>PC</sub> = 12.9 Hz, m-CH); 134.74 (d, <sup>2</sup>J<sub>PC</sub> = 10.6 Hz, o-CH); 136.04 (bs, p-CH); 135.46, 137.56, 138.61, 140.79, 146.79, 149.98 (CF). <sup>11</sup>B NMR [96.3 MHz, (CH<sub>2</sub>Cl<sub>2</sub>, 10% CD<sub>2</sub>Cl<sub>2</sub>)] (δ, ppm): -7.60 (s). <sup>31</sup>P NMR [121.5 MHz, CD<sub>2</sub>Cl<sub>2</sub>] (δ, ppm): 23.43 (s) (<sup>1</sup>J<sub>PC</sub> = 89.0 Hz, <sup>2</sup>J<sub>PC</sub> = 10.3 Hz). ES-MS: positive mode [M = 339, Ph<sub>4</sub>P<sup>+</sup>]; negative mode [M = 547, B(C<sub>6</sub>F<sub>5</sub>)<sub>3</sub>Cl<sup>-</sup>], [M = 1433, [2×B(C<sub>6</sub>F<sub>5</sub>)<sub>3</sub>Cl<sup>-</sup> + Ph<sub>4</sub>P<sup>+</sup>]].

Preparation of [BMIM<sup>+</sup>][B(C<sub>6</sub>F<sub>5</sub>)<sub>3</sub>OH<sup>-</sup>] (3)

A solution of **2** (0.46 mmol, 1 eq) in dichloromethane was added dropwise via a canula to a suspension of anhydrous LiOH (11 mg, 0.46 mmol, 1 eq) in dichloromethane at room temperature. The reaction mixture was stirred overnight and the white precipitate of LiCl was filtered. Solvent was removed under vacuum to leave **3** as a pale yellow oil.

<sup>19</sup>F NMR [282.4 MHz, C<sub>6</sub>D<sub>6</sub>] (δ, ppm): -135.9 (d, 6F, <sup>3</sup>J<sub>FF</sub> = 21.3 Hz, o-F); -161.7 (t, 3F, <sup>3</sup>J<sub>FF</sub> = 20.7 Hz, p-F); -165.8 (m, 6F, m-F). <sup>1</sup>H NMR [300.1 MHz, C<sub>6</sub>D<sub>6</sub>] (δ, ppm): 0.64 (t, 3H, <sup>3</sup>J<sub>HH</sub> = 7.4 Hz, CH<sub>3</sub>); 0.75 (sextet, 2H, <sup>3</sup>J<sub>HH</sub> = 7.4 Hz, CH<sub>2</sub>); 0.94 (quintet, 2H, <sup>3</sup>J<sub>HH</sub> = 7.4 Hz, CH<sub>2</sub>); 2.09 (s, 1H, OH); 2.56 (s, 3H, CH<sub>3</sub>); 3.04 (t, 2H, <sup>3</sup>J<sub>HH</sub> = 7.4 Hz, CH<sub>2</sub>); 5.32 (m, 1H, CH); 5.43 (m, 1H, CH); 9.19 (s, 1H, CH). <sup>13</sup>C NMR [75.5 MHz, C<sub>6</sub>D<sub>6</sub>] (δ, ppm): 13.07 (CH<sub>3</sub>); 19.30 (CH<sub>2</sub>); 31.63 (CH<sub>2</sub>); 34.72 (CH<sub>3</sub>); 49.08 (CH<sub>2</sub>); 120.42 (CH (BMIm<sup>+</sup>)); 121.84 (CH (BMIm<sup>+</sup>)); 135.72 (CH (BMIm<sup>+</sup>)); 137.57, 137.87, 139.11, 140.90, 147.25, 150.39 (CF).

<sup>19</sup>F NMR [282.4 MHz, CD<sub>2</sub>Cl<sub>2</sub>] (δ, ppm): -137.0 (d, 6F, <sup>3</sup>J<sub>FF</sub> = 21.3 Hz, o-F); -163.1 (t, 3F, <sup>3</sup>J<sub>FF</sub> = 20.7 Hz, p-F); -167.0 (m, 6F, m-F). <sup>1</sup>H NMR [300.1 MHz, CD<sub>2</sub>Cl<sub>2</sub>] (δ, ppm): 0.92 (t, 3H, <sup>3</sup>J<sub>HH</sub> = 7.4 Hz, CH<sub>3</sub>); 1.29 (sextet, 2H, <sup>3</sup>J<sub>HH</sub> = 7.4 Hz, CH<sub>2</sub>); 1.78 (quintet, 2H, <sup>3</sup>J<sub>HH</sub> = 7.4 Hz, CH<sub>2</sub>); 1.84 (s, 1H, OH); 3.84 (s, 3H, CH<sub>3</sub>); 4.07 (t, 2H, <sup>3</sup>J<sub>HH</sub> = 7.4 Hz, CH<sub>2</sub>); 7.21 (m, 2H, CH); 9.45 (s, 1H, CH). <sup>13</sup>C NMR [75.5 MHz, CD<sub>2</sub>Cl<sub>2</sub>] (δ, ppm): 13.32 (CH<sub>3</sub>); 19.71 (CH<sub>2</sub>); 32.29 (CH<sub>2</sub>); 36.65 (CH<sub>3</sub>); 50.47 (CH<sub>2</sub>); 122.60 (CH (BMIm<sup>+</sup>)); 123.89 (CH (BMIm<sup>+</sup>)); 135.49 (CF); 136.97 (CH (BMIm<sup>+</sup>)); 137.27, 138.69, 140.47, 146.73, 149.86 (CF). <sup>11</sup>B NMR [96.3 MHz, (CH<sub>2</sub>Cl<sub>2</sub>, 10% C<sub>6</sub>D<sub>6</sub>)] (δ, ppm): -4.69 (s). ES-MS: positive mode [M = 139, BMIm<sup>+</sup>], [M = 806, [2×BMIm<sup>+</sup> + B(C<sub>6</sub>F<sub>5</sub>)<sub>3</sub>OH<sup>-</sup>]]; negative mode [M = 529, B(C<sub>6</sub>F<sub>5</sub>)<sub>3</sub>OH<sup>-</sup>], [M = 1196, [2×B(C<sub>6</sub>F<sub>5</sub>)<sub>3</sub>OH<sup>-</sup> + BMIm<sup>+</sup>]]. IR [KBr]: ν(OH) = 3679 cm<sup>-1</sup>.

The same procedure as for (**3**) was used for the synthesis of (**10-15**).

[BMMIM<sup>+</sup>][B(C<sub>6</sub>F<sub>5</sub>)<sub>3</sub>OH<sup>-</sup>] (10)

Colorless liquid. Yield: 81 %. <sup>19</sup>F NMR [282.4 MHz, CD<sub>2</sub>Cl<sub>2</sub>] (δ, ppm): -136.8 (d, 6F, <sup>3</sup>J<sub>FF</sub> = 21.5 Hz, o-F); -163.7 (t, 3F, <sup>3</sup>J<sub>FF</sub> = 20.3 Hz, p-F); -167.4 (m, 6F, m-F). <sup>1</sup>H NMR [300.1 MHz, CD<sub>2</sub>Cl<sub>2</sub>] (δ, ppm): 0.95 (t, 3H, <sup>3</sup>J<sub>HH</sub> = 7.4 Hz, CH<sub>3</sub>); 1.35 (sextet, 2H, <sup>3</sup>J<sub>HH</sub> = 7.4 Hz, CH<sub>2</sub>); 1.67 (s, 1H, OH); 1.75 (quintet, 2H, <sup>3</sup>J<sub>HH</sub> = 7.4 Hz, CH<sub>2</sub>); 2.58 (s, 3H, CH<sub>3</sub>); 3.78 (s, 3H, CH<sub>3</sub>); 4.03 (t, 2H, <sup>3</sup>J<sub>HH</sub> = 7.4 Hz, CH<sub>2</sub>); 7.21 (d, 1H, <sup>3</sup>J<sub>HH</sub> = 2.1 Hz, CH); 7.27 (d, 1H, <sup>3</sup>J<sub>HH</sub> = 2.1 Hz, CH). <sup>13</sup>C NMR [75.5 MHz, CD<sub>2</sub>Cl<sub>2</sub>] (δ, ppm): 9.86 (CH<sub>3</sub>); 13.41 (CH<sub>3</sub>); 19.88 (CH<sub>2</sub>); 31.98 (CH<sub>2</sub>); 35.76 (CH<sub>3</sub>); 49.24 (CH<sub>2</sub>); 121.53 (CH (BMMIm<sup>+</sup>)); 123.14 (CH (BMMIm<sup>+</sup>)); 135.32, 137.24, 138.63, 140.48 (CF); 143.80 (C(CH<sub>3</sub>) (BMMIm<sup>+</sup>)); 146.80, 149.96 (CF). <sup>11</sup>B NMR [96.3 MHz, (CH<sub>2</sub>Cl<sub>2</sub>, 10% CD<sub>2</sub>Cl<sub>2</sub>)] (δ, ppm): -4.52 (s). ES-MS: positive mode [M = 153, BMMIm<sup>+</sup>]; negative mode [M = 529, B(C<sub>6</sub>F<sub>5</sub>)<sub>3</sub>OH<sup>-</sup>]. IR [KBr]: ν(OH) = 3689 cm<sup>-1</sup>.

[EMIM<sup>+</sup>][B(C<sub>6</sub>F<sub>5</sub>)<sub>3</sub>OH<sup>-</sup>] (**11**)

Colorless liquid. <sup>19</sup>F NMR [282.4 MHz, CD<sub>2</sub>Cl<sub>2</sub>] (δ, ppm): -136.7 (d, 6F, <sup>3</sup>J<sub>FF</sub> = 22.1 Hz, o-F); -163.0 (t, 3F, <sup>3</sup>J<sub>FF</sub> = 20.1 Hz, p-F); -167.0 (m, 6F, m-F). <sup>1</sup>H NMR [300.1 MHz, CD<sub>2</sub>Cl<sub>2</sub>] (δ, ppm): 1.48 (t, 3H, <sup>3</sup>J<sub>HH</sub> = 7.4 Hz, CH<sub>3</sub>); 1.90 (s, 1H, OH); 3.86 (s, 3H, CH<sub>3</sub>); 4.16 (quartet, 2H, <sup>3</sup>J<sub>HH</sub> = 7.4 Hz, CH<sub>2</sub>); 7.21 (m, 1H, CH); 7.25 (m, 1H, CH); 9.46 (s, 1H, CH). <sup>13</sup>C NMR [75.5 MHz, CD<sub>2</sub>Cl<sub>2</sub>] (δ, ppm): 15.32 (CH<sub>3</sub>); 36.57 (CH<sub>3</sub>); 45.82 (CH<sub>2</sub>); 122.13 (CH (EMIm<sup>+</sup>)); 123.91 (CH (EMIm<sup>+</sup>)); 135.35 (CF); 137.0 (CH (EMIm<sup>+</sup>)); 137.20, 138.63, 140.47, 146.72, 149.88 (CF). <sup>11</sup>B NMR [96.3 MHz, (CH<sub>2</sub>Cl<sub>2</sub>, 10% CD<sub>2</sub>Cl<sub>2</sub>)] (δ, ppm): -4.45 (s). ES-MS: positive mode [M = 751, [2×EMIm<sup>+</sup> + B(C<sub>6</sub>F<sub>5</sub>)<sub>3</sub>OH<sup>-</sup>]<sup>+</sup>]; negative mode [M = 529, B(C<sub>6</sub>F<sub>5</sub>)<sub>3</sub>OH<sup>-</sup>], [M = 1169, [2×B(C<sub>6</sub>F<sub>5</sub>)<sub>3</sub>OH<sup>-</sup> + EMIm<sup>+</sup>]<sup>-</sup>]. IR [KBr]: ν(OH) = 3685 cm<sup>-1</sup>.

[BBIM<sup>+</sup>][B(C<sub>6</sub>F<sub>5</sub>)<sub>3</sub>OH<sup>-</sup>] (**12**)

Colorless liquid. <sup>19</sup>F NMR [282.4 MHz, CD<sub>2</sub>Cl<sub>2</sub>] (δ, ppm): -136.8 (d, 6F, <sup>3</sup>J<sub>FF</sub> = 21.8 Hz, o-F); -163.2 (t, 3F, <sup>3</sup>J<sub>FF</sub> = 20.3 Hz, p-F); -167.1 (m, 6F, m-F). <sup>1</sup>H NMR [300.1 MHz, CD<sub>2</sub>Cl<sub>2</sub>] (δ, ppm): 0.93 (t, 6H, <sup>3</sup>J<sub>HH</sub> = 7.5 Hz, CH<sub>3</sub>); 1.29 (sextet, 4H, <sup>3</sup>J<sub>HH</sub> = 7.5 Hz, CH<sub>2</sub>); 1.77 (quintet, 4H, <sup>3</sup>J<sub>HH</sub> = 7.5 Hz, CH<sub>2</sub>); 1.81 (s, 1H, OH); 4.09 (t, 4H, <sup>3</sup>J<sub>HH</sub> = 7.5 Hz, CH<sub>2</sub>); 7.23 (bs, 1H, CH); 7.24 (bs, 1H, CH); 9.47 (s, 1H, CH). <sup>13</sup>C NMR [75.5 MHz, CD<sub>2</sub>Cl<sub>2</sub>] (δ, ppm): 13.35 (CH<sub>3</sub>); 19.75 (CH<sub>2</sub>); 32.34 (CH<sub>2</sub>); 50.35 (CH<sub>2</sub>); 122.52 (CH (BBIm<sup>+</sup>)); 135.38 (CF); 136.63 (CH (BBIm<sup>+</sup>)); 137.17, 138.64, 140.43, 146.72, 149.98 (CF). <sup>11</sup>B NMR [96.3 MHz, (CH<sub>2</sub>Cl<sub>2</sub>, 10% CD<sub>2</sub>Cl<sub>2</sub>)] (δ, ppm): -4.43 (s). ES-MS: [M = 181, BBIm<sup>+</sup>], [M = 891, [2×BBIm<sup>+</sup> + B(C<sub>6</sub>F<sub>5</sub>)<sub>3</sub>OH<sup>-</sup>]<sup>+</sup>]; negative mode [M = 529, B(C<sub>6</sub>F<sub>5</sub>)<sub>3</sub>OH<sup>-</sup>], [M = 1239, [2×B(C<sub>6</sub>F<sub>5</sub>)<sub>3</sub>OH<sup>-</sup> + BBIm<sup>+</sup>]<sup>-</sup>]. IR [KBr]: ν(OH) = 3683 cm<sup>-1</sup>.

[BMPy<sup>+</sup>][B(C<sub>6</sub>F<sub>5</sub>)<sub>3</sub>OH<sup>-</sup>] (**13**)

Colorless liquid. <sup>19</sup>F NMR [282.4 MHz, CD<sub>2</sub>Cl<sub>2</sub>] (δ, ppm): -136.8 (d, 6F, <sup>3</sup>J<sub>FF</sub> = 21.9 Hz, o-F); -163.5 (t, 3F, <sup>3</sup>J<sub>FF</sub> = 20.0 Hz, p-F); -167.2 (m, 6F, m-F). <sup>1</sup>H NMR [300.1 MHz, CD<sub>2</sub>Cl<sub>2</sub>] (δ, ppm): 0.98 (t, 3H, <sup>3</sup>J<sub>HH</sub> = 7.7 Hz, CH<sub>3</sub>); 1.38 (sextet, 2H, <sup>3</sup>J<sub>HH</sub> = 7.7 Hz, CH<sub>2</sub>); 1.68 (s, 1H, OH); 1.70 (quintet, 2H, <sup>3</sup>J<sub>HH</sub> = 7.7 Hz, CH<sub>2</sub>); 2.23 (bs, 4H, CH<sub>2</sub>); 3.0 (s, 3H, CH<sub>3</sub>); 3.25 (m, 2H, CH<sub>2</sub>); 3.44 (m, 4H, CH<sub>2</sub>). <sup>13</sup>C NMR [75.5 MHz, CD<sub>2</sub>Cl<sub>2</sub>] (δ, ppm): 13.53 (CH<sub>3</sub>); 20.02 (CH<sub>2</sub>); 22.05 (CH<sub>2</sub>); 26.16 (CH<sub>2</sub>); 49.19 (CH<sub>3</sub>); 65.29 (CH<sub>2</sub>); 65.38 (CH<sub>2</sub>); 135.27, 137.22, 138.63, 140.40, 146.76, 149.94 (CF). <sup>11</sup>B NMR [96.3 MHz, (CH<sub>2</sub>Cl<sub>2</sub>, 10% CD<sub>2</sub>Cl<sub>2</sub>)] (δ, ppm): -4.44 (s). ES-MS: positive mode [M = 142, BMPy<sup>+</sup>]; negative mode [M = 529, B(C<sub>6</sub>F<sub>5</sub>)<sub>3</sub>OH<sup>-</sup>]. IR [KBr]: ν(OH) = 3688 cm<sup>-1</sup>.

[Bu<sub>4</sub>P<sup>+</sup>][B(C<sub>6</sub>F<sub>5</sub>)<sub>3</sub>OH<sup>-</sup>] (**14**)

Colorless liquid. <sup>19</sup>F NMR [282.4 MHz, CD<sub>2</sub>Cl<sub>2</sub>] (δ, ppm): -136.8 (d, 6F, <sup>3</sup>J<sub>FF</sub> = 21.7 Hz, o-F); -163.8 (t, 3F, <sup>3</sup>J<sub>FF</sub> = 20.4 Hz, p-F); -167.3 (m, 6F, m-F). <sup>1</sup>H NMR [300.1 MHz, CD<sub>2</sub>Cl<sub>2</sub>] (δ, ppm): 0.96 (t, 12H, <sup>3</sup>J<sub>HH</sub> = 6.8 Hz, CH<sub>3</sub>); 1.44-1.52 (m, 16H, CH<sub>2</sub>); 1.64 (s, 1H, OH); 1.97-2.07 (m, 8H, PCH<sub>2</sub>). <sup>13</sup>C NMR [75.5 MHz, CD<sub>2</sub>Cl<sub>2</sub>] (δ, ppm): 13.34 (CH<sub>3</sub>); 19.01 (d, <sup>1</sup>J<sub>PC</sub> = 48.0 Hz, PCH<sub>2</sub>); 23.73 (d, <sup>2</sup>J<sub>PC</sub> = 4.6 Hz, CH<sub>2</sub>); 24.22 (d, <sup>3</sup>J<sub>PC</sub> = 15.1 Hz, CH<sub>2</sub>); 135.45, 137.03, 138.71, 140.30, 146.53, 146.90 (CF). <sup>11</sup>B NMR [96.3 MHz, CD<sub>2</sub>Cl<sub>2</sub>] (δ, ppm): -4.50 (s). <sup>31</sup>P NMR [121.5 MHz, CD<sub>2</sub>Cl<sub>2</sub>] (δ, ppm): 33.41 (s) (<sup>1</sup>J<sub>PC</sub> = 47.7 Hz, <sup>2</sup>J<sub>PC</sub> = 15.2 Hz). ES-MS: positive mode [M = 259, Bu<sub>4</sub>P<sup>+</sup>]; negative mode [M = 529, B(C<sub>6</sub>F<sub>5</sub>)<sub>3</sub>OH<sup>-</sup>]. IR [KBr]: ν(OH) = 3689 cm<sup>-1</sup>.

[Ph<sub>4</sub>P<sup>+</sup>][B(C<sub>6</sub>F<sub>5</sub>)<sub>3</sub>OH<sup>-</sup>] (**15**)

In this case, 4 days of stirring were necessary to complete the anion exchange.

White foam. <sup>19</sup>F NMR [282.4 MHz, CD<sub>2</sub>Cl<sub>2</sub>] (δ, ppm): -136.6 (d, 6F, <sup>3</sup>J<sub>FF</sub> = 21.8 Hz, o-F); -164.1 (t, 3F, <sup>3</sup>J<sub>FF</sub> = 20.6 Hz, p-F); -167.5 (m, 6F, m-F). <sup>1</sup>H NMR [300.1 MHz, CD<sub>2</sub>Cl<sub>2</sub>] (δ, ppm): 1.56 (s, 1H, OH); 7.56-7.93 (m, 20H, Ph). <sup>13</sup>C NMR [75.5 MHz, CD<sub>2</sub>Cl<sub>2</sub>] (δ, ppm): 117.92 (d, <sup>1</sup>J<sub>PC</sub> = 88.9 Hz, PC); 130.89 (d, <sup>3</sup>J<sub>PC</sub> = 12.7 Hz, m-CH); 134.74 (d, <sup>2</sup>J<sub>PC</sub> = 10.3 Hz, o-CH); 136.01 (bs, p-CH); 135.26, 136.99, 138.35, 140.16, 146.73, 149.86 (CF). <sup>11</sup>B NMR [96.3 MHz, CD<sub>2</sub>Cl<sub>2</sub>] (δ, ppm): -4.48 (s). <sup>31</sup>P NMR [121.5 MHz, CD<sub>2</sub>Cl<sub>2</sub>] (δ, ppm): 23.43 (s) (<sup>1</sup>J<sub>PC</sub> = 90.6 Hz, <sup>2</sup>J<sub>PC</sub> = 11.3 Hz). ES-MS: positive mode [M = 339, Ph<sub>4</sub>P<sup>+</sup>]; negative mode [M = 529, B(C<sub>6</sub>F<sub>5</sub>)<sub>3</sub>OH<sup>-</sup>], [M = 1397, [2×B(C<sub>6</sub>F<sub>5</sub>)<sub>3</sub>OH<sup>-</sup> + Ph<sub>4</sub>P<sup>+</sup>]<sup>-</sup>]. IR [KBr]: ν(OH) = 3693 cm<sup>-1</sup>.

Preparation of

A solution of [BMIM<sup>+</sup>][B(C<sub>6</sub>F<sub>5</sub>)<sub>3</sub>OH<sup>-</sup>] (0.54 mmol) in toluene (8 ml) was added dropwise to a solution of Cp<sub>2</sub>ZrMe<sub>2</sub> (0.54 mmol, 137 mg, 1 eq) in toluene (8 ml) at low temperature. After stirring 1h, the yellow solution settled to a red phase isolated and identified to [BMIM<sup>+</sup>][Cp<sub>2</sub>Zr(Me)OB(C<sub>6</sub>F<sub>5</sub>)<sub>3</sub><sup>-</sup>]. The yellow upper solution was also analyzed and mainly contained Cp<sub>2</sub>Zr(Me)OZr(Me)Cp<sub>2</sub> (**23**).

[BMIM<sup>+</sup>][Cp<sub>2</sub>Zr(Me)OB(C<sub>6</sub>F<sub>5</sub>)<sub>3</sub><sup>-</sup>] (**16**) <sup>19</sup>F NMR [282.4 MHz, CD<sub>2</sub>Cl<sub>2</sub>] (δ, ppm): -133.9 (d, 6F, <sup>3</sup>J<sub>FF</sub> = 22.5 Hz, o-F); -164.4 (t, 3F, <sup>3</sup>J<sub>FF</sub> = 20.8 Hz, p-F); -167.8 (m, 6F, m-F). <sup>1</sup>H NMR [300.1 MHz, CD<sub>2</sub>Cl<sub>2</sub>] (δ, ppm): -0.19 (s, 3H, Zr-CH<sub>3</sub>), 0.97 (t, 3H, <sup>3</sup>J<sub>HH</sub> = 7.6 Hz, CH<sub>3</sub>); 1.34 (sextet, 2H, <sup>3</sup>J<sub>HH</sub> = 7.6 Hz, CH<sub>2</sub>); 1.81 (quintet, 2H, <sup>3</sup>J<sub>HH</sub> = 7.6 Hz, CH<sub>2</sub>); 3.85 (s, CH<sub>3</sub>); 4.1 (t, 2H, <sup>3</sup>J<sub>HH</sub> = 7.6 Hz, CH<sub>2</sub>); 5.77 (s, 10H, Cp); 7.15 (s, 2H, CH); 8.17 (s, 1H, CH). <sup>13</sup>C NMR [75.5 MHz, CD<sub>2</sub>Cl<sub>2</sub>] (δ, ppm): 13.39 (CH<sub>3</sub>); 17.66 (Zr-CH<sub>3</sub>); 19.68 (CH<sub>2</sub>); 32.25 (CH<sub>2</sub>); 36.66 (CH<sub>3</sub>); 50.43 (CH<sub>2</sub>); 109.69 (Cp); 122.41 (CH (BMIM<sup>+</sup>)); 123.76 (CH (BMIM<sup>+</sup>)); 135.06, 136.85 (CF), 138.34 (CH (BMIM<sup>+</sup>)); 138.35, 139.92, 146.58, 149.79 (CF). <sup>11</sup>B NMR [96.3 MHz, CD<sub>2</sub>Cl<sub>2</sub>] (δ, ppm): -3.93 (s). ES-MS: positive mode [M = 139, BMIM<sup>+</sup>]; negative mode [M = 763, Cp<sub>2</sub>Zr(Me)OB(C<sub>6</sub>F<sub>5</sub>)<sub>3</sub><sup>-</sup>].

Cp<sub>2</sub>Zr(Me)OZr(Me)Cp<sub>2</sub> (**23**)

White powder. <sup>1</sup>H NMR [300.1 MHz, CD<sub>2</sub>Cl<sub>2</sub>] (δ, ppm): -0.014 (s, 6H, Zr-CH<sub>3</sub>), 5.97 (s, 20H, Cp). <sup>13</sup>C NMR [75.5 MHz, CD<sub>2</sub>Cl<sub>2</sub>] (δ, ppm): 19.86 (Zr-CH<sub>3</sub>); 110.95 (Cp). EI (m/z, int): 471 ([M<sup>+</sup> - CH<sub>3</sub>], 100); 391 ([M<sup>+</sup> - 2CH<sub>3</sub> - Cp], 24).

Preparation of [BMMIM<sup>+</sup>][Cp<sub>2</sub>Zr(Me)OB(C<sub>6</sub>F<sub>5</sub>)<sub>3</sub><sup>-</sup>] (**17**)

A solution of [BMMIM<sup>+</sup>][B(C<sub>6</sub>F<sub>5</sub>)<sub>3</sub>OH<sup>-</sup>] (0.46 mmol) in dichloromethane (8 ml) was added dropwise to a solution of Cp<sub>2</sub>ZrMe<sub>2</sub> (0.46 mmol, 116 mg, 1 eq) in dichloromethane (8 ml) at low temperature. After stirring 1h, the yellow solution was analyzed and the compounds [BMMIM<sup>+</sup>][Cp<sub>2</sub>Zr(Me)OB(C<sub>6</sub>F<sub>5</sub>)<sub>3</sub><sup>-</sup>] (**17**), Cp<sub>2</sub>Zr(Me)OZr(Me)Cp<sub>2</sub> (**23**) were identified.

[BMMIM<sup>+</sup>][Cp<sub>2</sub>Zr(Me)OB(C<sub>6</sub>F<sub>5</sub>)<sub>3</sub><sup>-</sup>] (**17**)

<sup>19</sup>F NMR [282.4 MHz, CD<sub>2</sub>Cl<sub>2</sub>] (δ, ppm): -133.9 (d, 6F, <sup>3</sup>J<sub>FF</sub> = 22.8 Hz, o-F); -164.6 (t, 3F, <sup>3</sup>J<sub>FF</sub> = 20.8 Hz, p-F); -167.9 (m, 6F, m-F). <sup>1</sup>H NMR [300.1 MHz, CD<sub>2</sub>Cl<sub>2</sub>] (δ, ppm): -0.23 (s, 3H, Zr-CH<sub>3</sub>), 0.97 (t, 3H, <sup>3</sup>J<sub>HH</sub> = 7.6 Hz, CH<sub>3</sub>); 1.35 (sextet, 2H, <sup>3</sup>J<sub>HH</sub> = 7.6 Hz, CH<sub>2</sub>); 1.77 (quintet, 2H, <sup>3</sup>J<sub>HH</sub> = 7.6 Hz, CH<sub>2</sub>); 2.53 (s, CH<sub>3</sub>); 3.73 (s, CH<sub>3</sub>); 3.99 (t, 2H, <sup>3</sup>J<sub>HH</sub> = 7.6 Hz, CH<sub>2</sub>); 5.74 (s, 10H, Cp); 7.12 (s, 2H, CH). <sup>13</sup>C NMR [75.5 MHz, CD<sub>2</sub>Cl<sub>2</sub>] (δ, ppm): 9.82 (CH<sub>3</sub>); 13.41 (CH<sub>2</sub>); 17.52 (Zr-CH<sub>3</sub>); 19.89 (CH<sub>2</sub>); 31.94 (CH<sub>2</sub>); 35.76 (CH<sub>3</sub>); 49.27 (CH<sub>2</sub>); 109.66 (Cp); 121.52 (CH (BMMIM<sup>+</sup>)); 122.98 (CH (BMMIM<sup>+</sup>)); 135.10, 136.74, 138.37; 139.95 (CF), 143.68 (C(CH<sub>3</sub>) (BMMIM<sup>+</sup>)), 146.70, 149.89 (CF). <sup>11</sup>B NMR [96.3 MHz, CD<sub>2</sub>Cl<sub>2</sub>] (δ, ppm): -3.97 (s).

The same procedure as for (**16**) was used for the synthesis of (**18-22**).

[EMIM<sup>+</sup>][Cp<sub>2</sub>Zr(Me)OB(C<sub>6</sub>F<sub>5</sub>)<sub>3</sub><sup>-</sup>] (**18**)

Red liquid. <sup>19</sup>F NMR [282.4 MHz, CD<sub>2</sub>Cl<sub>2</sub>] (δ, ppm): -134.0 (d, 6F, <sup>3</sup>J<sub>FF</sub> = 28.5 Hz, o-F); -164.5 (t, 3F, <sup>3</sup>J<sub>FF</sub> = 21.0 Hz, p-F); -167.9 (m, 6F, m-F). <sup>1</sup>H NMR [300.1 MHz, CD<sub>2</sub>Cl<sub>2</sub>] (δ, ppm): -0.18 (s, 3H, Zr-CH<sub>3</sub>), 1.50 (t, 6H, <sup>3</sup>J<sub>HH</sub> = 7.6 Hz, CH<sub>3</sub>); 3.84 (s, 3H, CH<sub>3</sub>); 4.14 (quartet, 4H, <sup>3</sup>J<sub>HH</sub> = 7.6 Hz, CH<sub>2</sub>); 5.77 (s, 10H, Cp); 7.16 (s, 1H, CH), 7.20 (s, 1H, CH), 8.67 (s, 1H, CH). <sup>13</sup>C NMR [75.5 MHz, CD<sub>2</sub>Cl<sub>2</sub>] (δ, ppm): 15.19 (CH<sub>3</sub>); 17.82 (Zr-CH<sub>3</sub>); 36.62 (CH<sub>2</sub>); 49.94 (CH<sub>2</sub>); 109.80 (Cp); 122.35 (CH (EMIM<sup>+</sup>)); 124.0 (CH (EMIM<sup>+</sup>)); 135.23, 136.99 (CF); 138.44 (CH (EMIM<sup>+</sup>)), 138.71, 140.30, 146.84, 150.02 (CF). <sup>11</sup>B NMR [96.3 MHz, CD<sub>2</sub>Cl<sub>2</sub>] (δ, ppm): -3.92 (s).

[BBIM<sup>+</sup>][Cp<sub>2</sub>Zr(Me)OB(C<sub>6</sub>F<sub>5</sub>)<sub>3</sub><sup>-</sup>] (**19**)

Red liquid. <sup>19</sup>F NMR [282.4 MHz, CD<sub>2</sub>Cl<sub>2</sub>] (δ, ppm): -134.0 (d, 6F, <sup>3</sup>J<sub>FF</sub> = 23.9 Hz, o-F); -164.4 (t, 3F, <sup>3</sup>J<sub>FF</sub> = 20.3 Hz, p-F); -167.8 (m, 6F, m-F). <sup>1</sup>H NMR [300.1 MHz, CD<sub>2</sub>Cl<sub>2</sub>] (δ, ppm): -0.17 (s, 3H, Zr-CH<sub>3</sub>), 0.97 (t, 6H, <sup>3</sup>J<sub>HH</sub> = 7.3 Hz, CH<sub>3</sub>); 1.35 (sextet, 4H, <sup>3</sup>J<sub>HH</sub> = 7.3 Hz, CH<sub>2</sub>); 1.82 (quintet, 4H, <sup>3</sup>J<sub>HH</sub> = 7.3 Hz, CH<sub>2</sub>); 4.1 (t, 4H, <sup>3</sup>J<sub>HH</sub> = 7.3 Hz, CH<sub>2</sub>); 5.78 (s, 10H, Cp); 7.19 (s, 2H, CH), 8.33 (s, 1H, CH). <sup>13</sup>C NMR [75.5 MHz, CD<sub>2</sub>Cl<sub>2</sub>] (δ, ppm): 13.31 (CH<sub>3</sub>); 17.80 (Zr-CH<sub>3</sub>); 19.76 (CH<sub>2</sub>); 32.24 (CH<sub>2</sub>); 50.53 (CH<sub>2</sub>); 109.78 (Cp); 122.73 (CH (BBIM<sup>+</sup>)); 135.03 (CH (BBIM<sup>+</sup>)), 135.03 (CF); 136.76, 138.36, 139.93, 146.74, 149.78 (CF). <sup>11</sup>B NMR [96.3 MHz, CD<sub>2</sub>Cl<sub>2</sub>] (δ, ppm): -3.88 (s).

[BMpy<sup>+</sup>][Cp<sub>2</sub>Zr(Me)OB(C<sub>6</sub>F<sub>5</sub>)<sub>3</sub><sup>-</sup>] (**20**)

Red liquid. <sup>19</sup>F NMR [282.4 MHz, CD<sub>2</sub>Cl<sub>2</sub>] (δ, ppm): -134.0 (d, 6F, <sup>3</sup>J<sub>FF</sub> = 25.2 Hz, o-F); -164.7 (t, 3F, <sup>3</sup>J<sub>FF</sub> = 20.2 Hz, p-F); -167.9 (m, 6F, m-F). <sup>1</sup>H NMR [300.1 MHz, CD<sub>2</sub>Cl<sub>2</sub>] (δ, ppm): -0.22 (s, 3H, Zr-CH<sub>3</sub>); 0.96 (t, 3H, <sup>3</sup>J<sub>HH</sub> = 7.5 Hz, CH<sub>3</sub>); 1.37 (sextet, 2H, <sup>3</sup>J<sub>HH</sub> = 7.5 Hz, CH<sub>2</sub>); 1.68 (quintet, 2H, <sup>3</sup>J<sub>HH</sub> = 7.5 Hz, CH<sub>2</sub>); 2.2 (bs, 4H, CH<sub>2</sub>); 3.07 (s, 3H, CH<sub>3</sub>); 3.31 (m, 2H, CH<sub>2</sub>); 3.49-3.57 (m, 4H, CH<sub>2</sub>); 5.74 (s, 10H, Cp). <sup>13</sup>C NMR [75.5 MHz, CD<sub>2</sub>Cl<sub>2</sub>] (δ, ppm): 13.64 (CH<sub>3</sub>); 17.50 (Zr-CH<sub>3</sub>); 20.07 (CH<sub>2</sub>); 22.0 (CH<sub>2</sub>); 26.11 (CH<sub>2</sub>); 48.99 (CH<sub>3</sub>); 64.59 (CH<sub>2</sub>); 64.86 (CH<sub>2</sub>); 109.68 (Cp); 134.99, 136.85, 138.38, 139.99, 146.67, 149.79 (CF). <sup>11</sup>B NMR [96.3 MHz, CD<sub>2</sub>Cl<sub>2</sub>] (δ, ppm): -3.95 (s).

[Bu<sub>4</sub>P<sup>+</sup>][Cp<sub>2</sub>Zr(Me)OB(C<sub>6</sub>F<sub>5</sub>)<sub>3</sub><sup>-</sup>] (**21**)

Yellow powder. <sup>19</sup>F NMR [282.4 MHz, CD<sub>2</sub>Cl<sub>2</sub>] (δ, ppm): -133.9 (d, 6F, <sup>3</sup>J<sub>FF</sub> = 24.3 Hz, o-F); -164.6 (t, 3F, <sup>3</sup>J<sub>FF</sub> = 20.2 Hz, p-F); -167.9 (m, 6F, m-F). <sup>1</sup>H NMR [300.1 MHz, CD<sub>2</sub>Cl<sub>2</sub>] (δ, ppm): -0.21 (s, 3H, Zr-CH<sub>3</sub>); 0.98 (t, 12H, <sup>3</sup>J<sub>HH</sub> = 6.9 Hz, CH<sub>3</sub>); 1.46-1.51 (m, 16H, CH<sub>2</sub>); 1.93-2.03 (m, 8H, PCH<sub>2</sub>); 5.75 (s, 10H, Cp). <sup>13</sup>C NMR [75.5 MHz, CD<sub>2</sub>Cl<sub>2</sub>]

( $\delta$ , ppm): 13.32 (CH<sub>3</sub>); 17.58 (Zr-CH<sub>3</sub>); 18.99 (d, <sup>1</sup>J<sub>PC</sub> = 48.3 Hz, PCH<sub>2</sub>); 23.70 (d, <sup>2</sup>J<sub>PC</sub> = 4.7 Hz, CH<sub>2</sub>); 24.21 (d, <sup>3</sup>J<sub>PC</sub> = 15.5 Hz, CH<sub>2</sub>); 109.65 (Cp); 135.12, 136.78, 138.33, 139.99, 146.65, 149.81 (CF). <sup>31</sup>P NMR [121.5 MHz, CD<sub>2</sub>Cl<sub>2</sub>] ( $\delta$ , ppm): 33.40 (s) (<sup>1</sup>J<sub>PC</sub> = 47.6 Hz, <sup>2</sup>J<sub>PC</sub> = 14.9 Hz). <sup>11</sup>B NMR [96.3 MHz, CD<sub>2</sub>Cl<sub>2</sub>] ( $\delta$ , ppm): -3.95 (s).

[Ph<sub>4</sub>P<sup>+</sup>][Cp<sub>2</sub>Zr(Me)OB(C<sub>6</sub>F<sub>5</sub>)<sub>3</sub><sup>-</sup>] (**22**)

Yellow liquid. <sup>19</sup>F NMR [282.4 MHz, CD<sub>2</sub>Cl<sub>2</sub>] ( $\delta$ , ppm): -134.0 (d, 6F, <sup>3</sup>J<sub>FF</sub> = 21.7 Hz, o-F); -164.7 (t, 3F, <sup>3</sup>J<sub>FF</sub> = 20.2 Hz, p-F); -167.9 (m, 6F, m-F). <sup>1</sup>H NMR [300.1 MHz, CD<sub>2</sub>Cl<sub>2</sub>] ( $\delta$ , ppm): -0.23 (s, 3H, Zr-CH<sub>3</sub>); 5.72 (s, 10H, Cp); 7.56-7.76 (m, 20H, Ph). <sup>13</sup>C NMR [75.5 MHz, CD<sub>2</sub>Cl<sub>2</sub>] ( $\delta$ , ppm): 17.47 (Zr-CH<sub>3</sub>); 109.63 (Cp); 117.92 (d, <sup>1</sup>J<sub>PC</sub> = 90.3 Hz, PC); 130.98 (d, <sup>3</sup>J<sub>PC</sub> = 13.1 Hz, m-CH); 134.76 (d, <sup>2</sup>J<sub>PC</sub> = 10.0 Hz, o-CH); 136.01 (d, <sup>4</sup>J<sub>PC</sub> = 2.8 Hz, p-CH); 135.24, 136.73, 138.54, 139.89, 146.65, 149.91 (CF). <sup>31</sup>P NMR [121.5 MHz, CD<sub>2</sub>Cl<sub>2</sub>] ( $\delta$ , ppm): 23.43 (s) (<sup>1</sup>J<sub>PC</sub> = 90.2 Hz, <sup>2</sup>J<sub>PC</sub> = 11.4 Hz). <sup>11</sup>B NMR [96.3 MHz, CD<sub>2</sub>Cl<sub>2</sub>] ( $\delta$ , ppm): -3.98 (s).

Reaction of [BBIM]<sup>+</sup>[Cp<sub>2</sub>Zr(Me)OB(C<sub>6</sub>F<sub>5</sub>)<sub>3</sub>]<sup>-</sup> (**19**) with B(C<sub>6</sub>F<sub>5</sub>)<sub>3</sub>

A stoichiometric amount of B(C<sub>6</sub>F<sub>5</sub>)<sub>3</sub> (23 mg, 0.045 mmol) was added to a solution of [BBIM]<sup>+</sup>[Cp<sub>2</sub>Zr(Me)OB(C<sub>6</sub>F<sub>5</sub>)<sub>3</sub>]<sup>-</sup> (43 mg, 0.045 mmol) in dichloromethane. The immediate formation of the anion [MeB(C<sub>6</sub>F<sub>5</sub>)<sub>3</sub>]<sup>-</sup> was checked by <sup>11</sup>B, <sup>19</sup>F, <sup>13</sup>C, <sup>1</sup>H NMR :

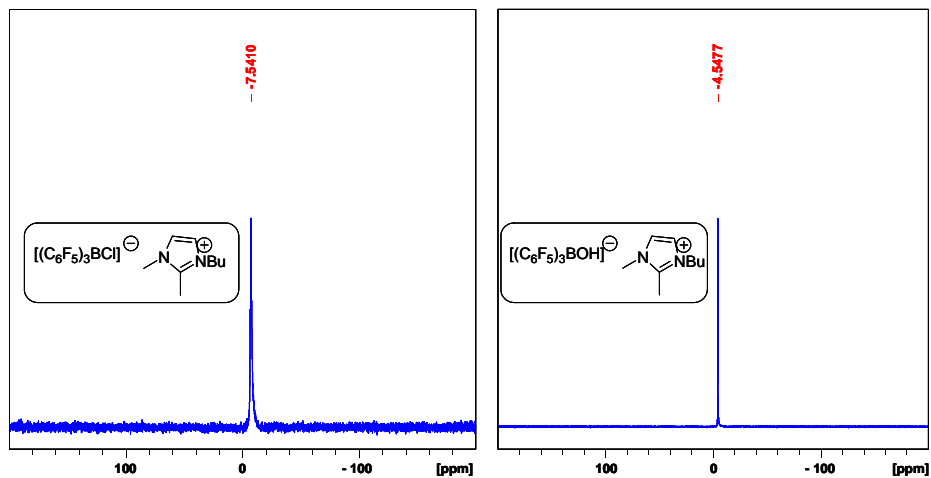
[MeB(C<sub>6</sub>F<sub>5</sub>)<sub>3</sub>]<sup>-</sup> : <sup>19</sup>F NMR [282.4 MHz, CD<sub>2</sub>Cl<sub>2</sub>] ( $\delta$ , ppm): -134.2 (m, o-F); -165.7 (m, p-F); -168.1 (m, m-F). <sup>1</sup>H NMR [300.1 MHz, CD<sub>2</sub>Cl<sub>2</sub>] ( $\delta$ , ppm): 0.48. <sup>13</sup>C NMR [75.5 MHz, CD<sub>2</sub>Cl<sub>2</sub>] ( $\delta$ , ppm): 10.12. <sup>11</sup>B NMR [96.3 MHz, CD<sub>2</sub>Cl<sub>2</sub>] ( $\delta$ , ppm): -15.35.

Several zirconium complexes that contain the -OB(C<sub>6</sub>F<sub>5</sub>)<sub>3</sub><sup>-</sup> fragment around the chemical shift of -2.9 ppm in <sup>11</sup>B NMR were identified by Cp resonances at 5.96, 6.14, 6.16, 6.34 ppm in <sup>1</sup>H NMR and at 113.75, 114.01, 114.19, 115.55 ppm in <sup>13</sup>C NMR.

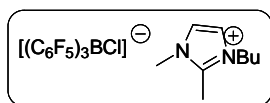
Reaction of [Bu<sub>4</sub>P]<sup>+</sup>[Cp<sub>2</sub>Zr(Me)OB(C<sub>6</sub>F<sub>5</sub>)<sub>3</sub>]<sup>-</sup> (**21**) with B(C<sub>6</sub>F<sub>5</sub>)<sub>3</sub> in the presence of the ionic liquid [BMpy]<sup>+</sup>[N(Tf)<sub>2</sub>]<sup>-</sup>

This reaction was followed by <sup>11</sup>B NMR: the complex [Bu<sub>4</sub>P]<sup>+</sup>[Cp<sub>2</sub>Zr(Me)OB(C<sub>6</sub>F<sub>5</sub>)<sub>3</sub>]<sup>-</sup> (108 mg, 0.11 mmol) soluble in the mixture of CD<sub>2</sub>Cl<sub>2</sub> (0.7 mL) and the added ionic liquid [BMpy]<sup>+</sup>[N(Tf)<sub>2</sub>]<sup>-</sup> (0.1 mL) presents a signal at -3.94 ppm. In the NMR Young-tube, B(C<sub>6</sub>F<sub>5</sub>)<sub>3</sub> (54 mg, 0.11 mmol) was then added. Two new resonances appeared on the <sup>11</sup>B NMR spectrum. The signal at -15.39 ppm was unambiguously attributed to the anion [MeB(C<sub>6</sub>F<sub>5</sub>)<sub>3</sub>]<sup>-</sup> whereas the second resonance at -3.09 ppm corresponds to a zirconium complex with a Cp resonance at 6.19 ppm in <sup>1</sup>H NMR and at 114.02 ppm in <sup>13</sup>C NMR. This product containing the -OB(C<sub>6</sub>F<sub>5</sub>)<sub>3</sub><sup>-</sup> part is observed in <sup>19</sup>F NMR with the following resonances : -134.3 (dd, 6F, <sup>3</sup>J<sub>FF</sub> = 9.7 Hz, <sup>3</sup>J<sub>FF</sub> = 9.9 Hz, o-F), -162.9 (t, 3F, <sup>3</sup>J<sub>FF</sub> = 20.4 Hz, p-F), -167.2 (m, 6F, m-F).

NMR  $^{11}\text{B}$  ( $\text{CH}_2\text{Cl}_2$ , 10%  $\text{CD}_2\text{Cl}_2$ )

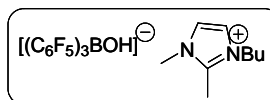


NMR  $^{19}\text{F}$  ( $\text{CD}_2\text{Cl}_2$ )



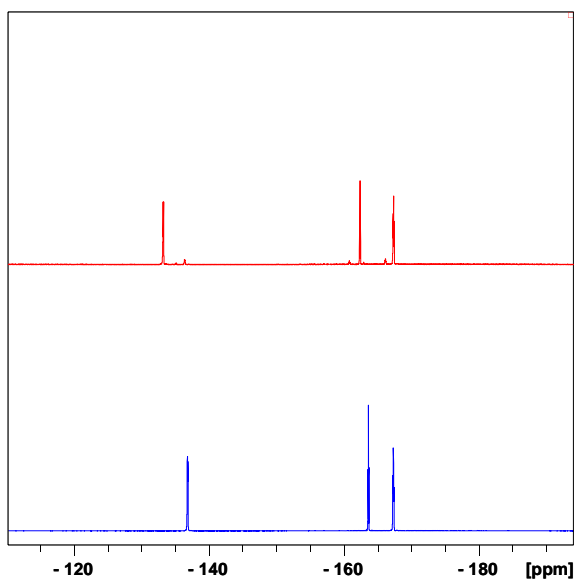
$\delta$   $^{19}\text{F}$  (ppm) :

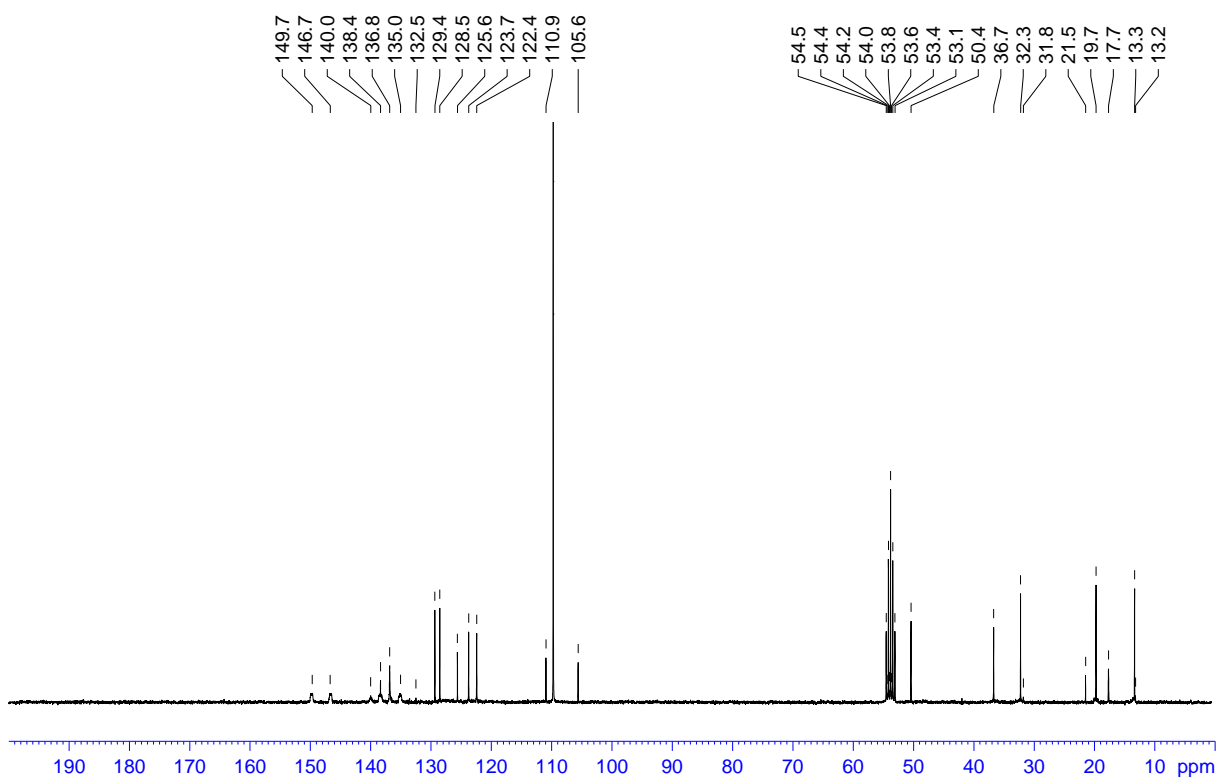
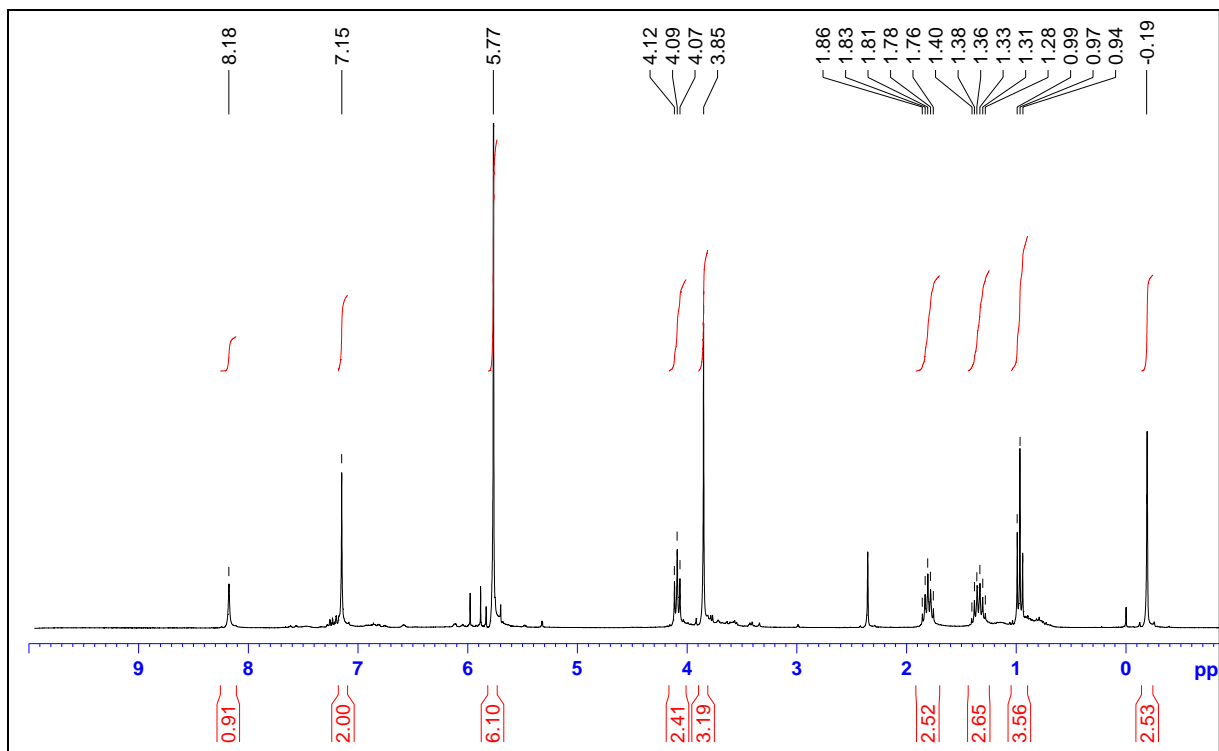
- $-133.2$  (m,  $\sigma$ -F)
- $-162.4$  (m,  $\rho$ -F)
- $-167.4$  (m,  $m$ -F)

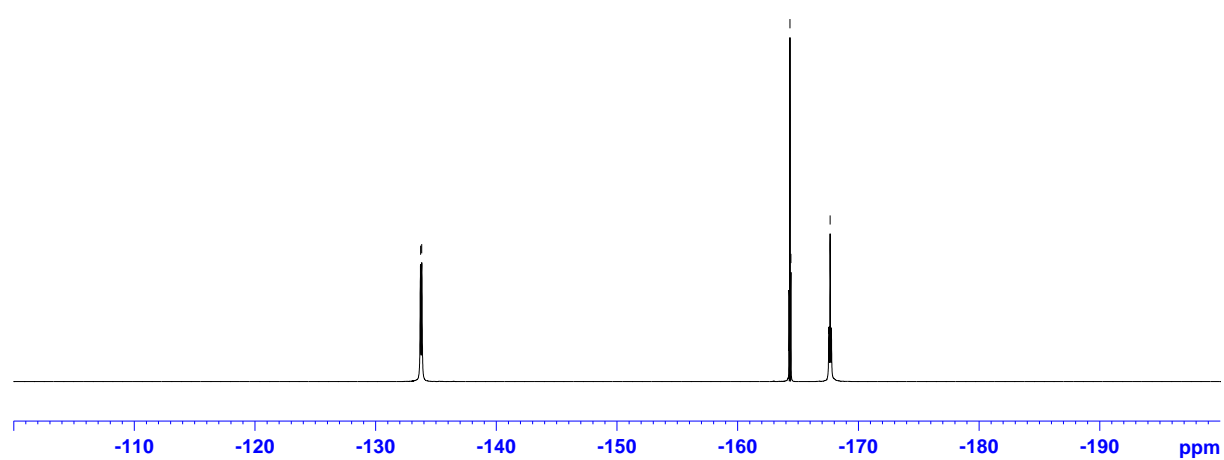
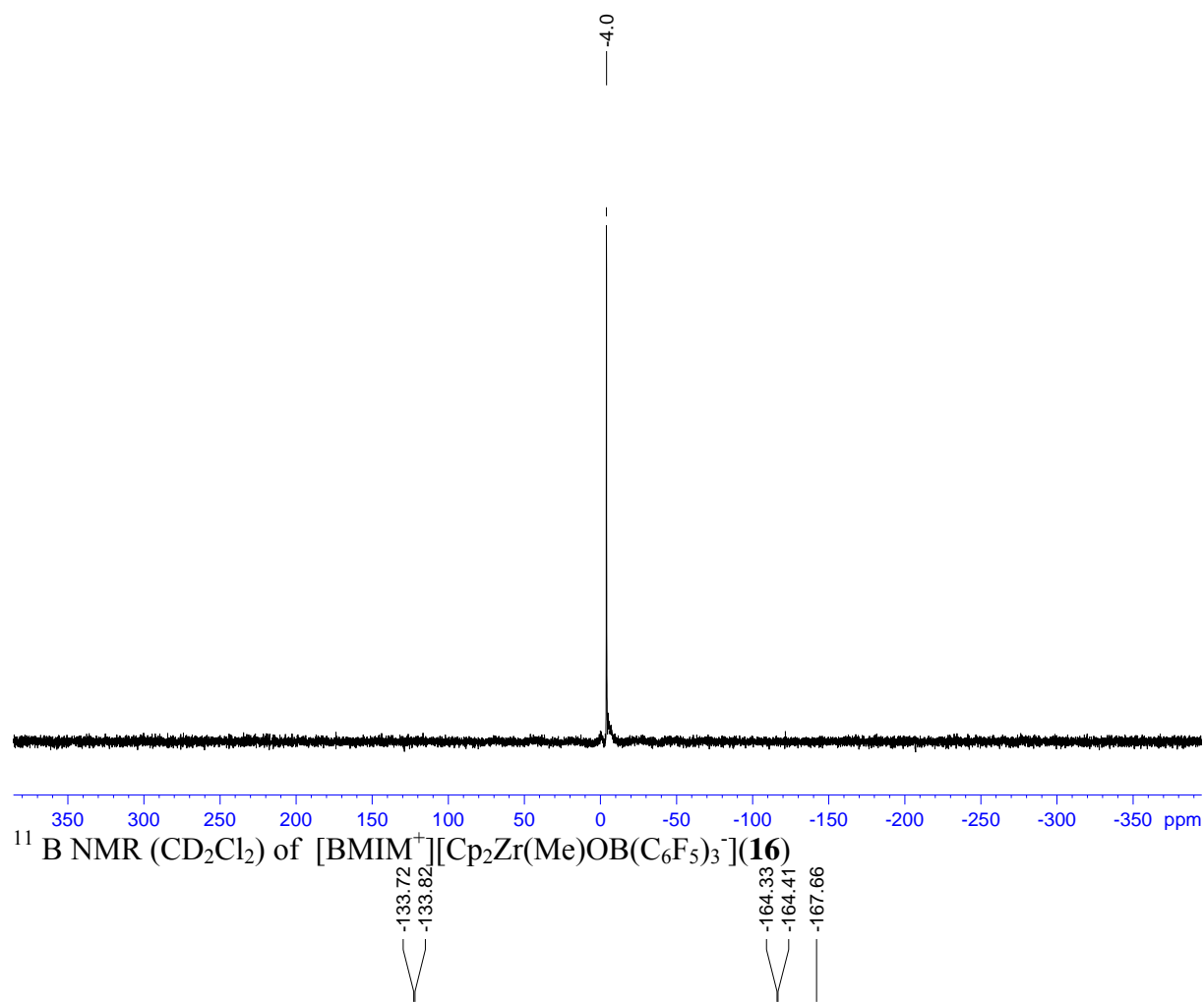


$\delta$   $^{19}\text{F}$  (ppm) :

- $-136.8$  (m,  $\sigma$ -F)
- $-163.7$  (m,  $\rho$ -F)
- $-167.4$  (m,  $m$ -F)







$^{19}\text{F}$  NMR ( $\text{CD}_2\text{Cl}_2$ ) of  $[\text{BMIM}^+][\text{Cp}_2\text{Zr}(\text{Me})\text{OB}(\text{C}_6\text{F}_5)_3^-]$  (**16**)



