

## *Supporting Information*

### **Coprecipitation synthesis and negative thermal expansion of NbVO<sub>5</sub>**

Jinrui Wang<sup>1,2</sup>, Jinxia Deng<sup>1,2</sup>, Ranbo Yu<sup>1</sup>, Jun Chen<sup>1</sup>, and Xianran Xing<sup>1, 3\*</sup>

1) Department of Physical Chemistry, University of Science and Technology Beijing, Beijing 100083, China;

2) Department of Chemistry, University of Science and Technology Beijing, Beijing 100083, China.

3) State Key Lab for Advanced Materials and Metals, University of Science and Technology Beijing, Beijing 100083, China.

\* Corresponding author, [xing@ustb.edu.cn](mailto:xing@ustb.edu.cn)

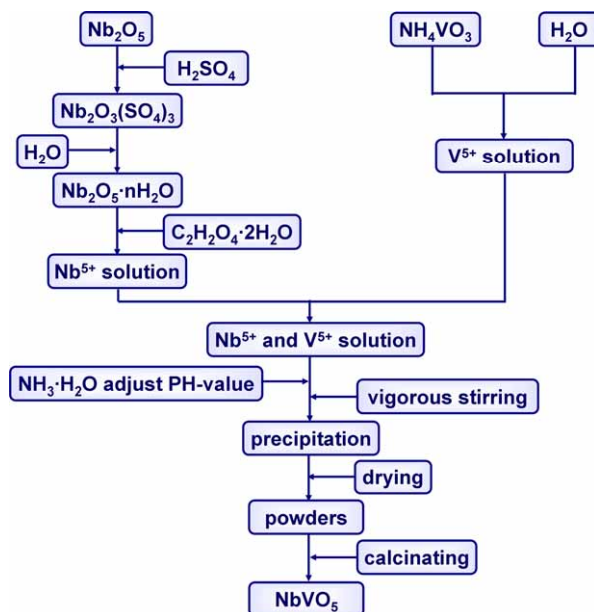


Fig.S1 Coprecipitation synthesis route of NbVO<sub>5</sub>




Fig.S2 FE-SEM images of NbVO<sub>5</sub> sintered at 550°C for (a) 2 h and (b) 10 h.

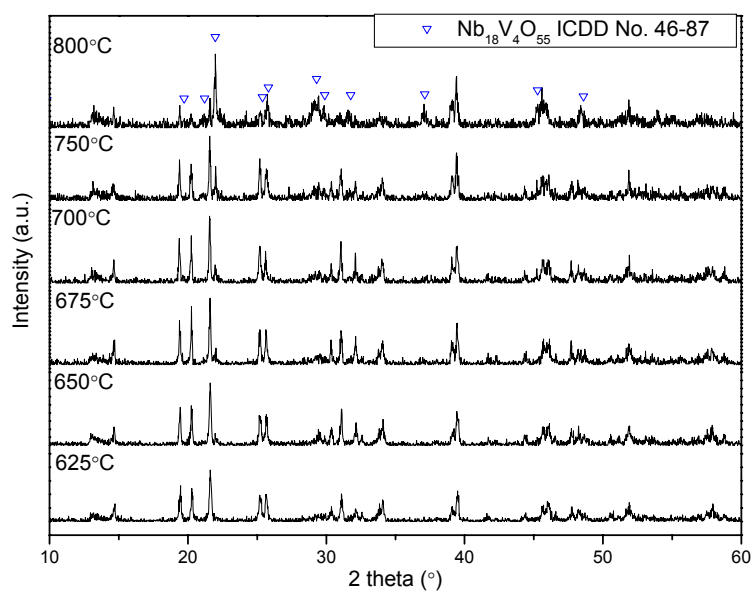


Fig.S3(a) HTXRD profiles in-situ measurements at selected temperatures

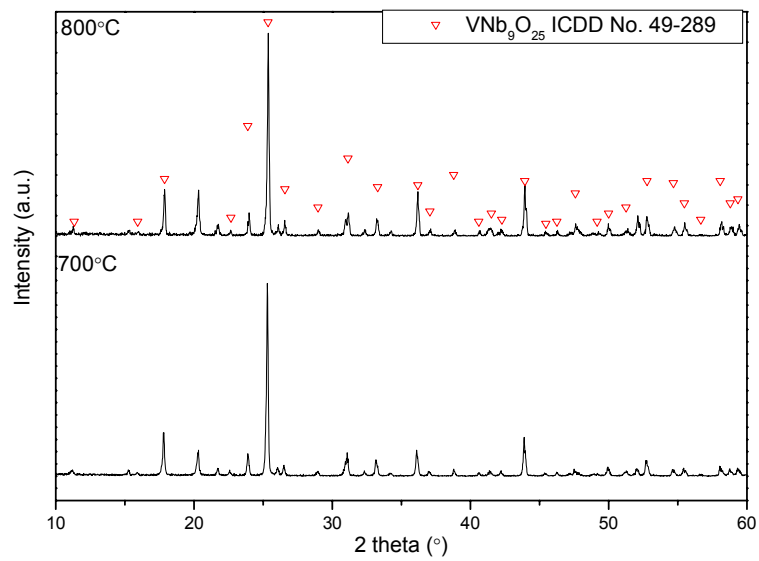


Fig.S3 (b) XRD profiles of products derived from  $\text{NbVO}_5$  fired at 700°C and 800°C

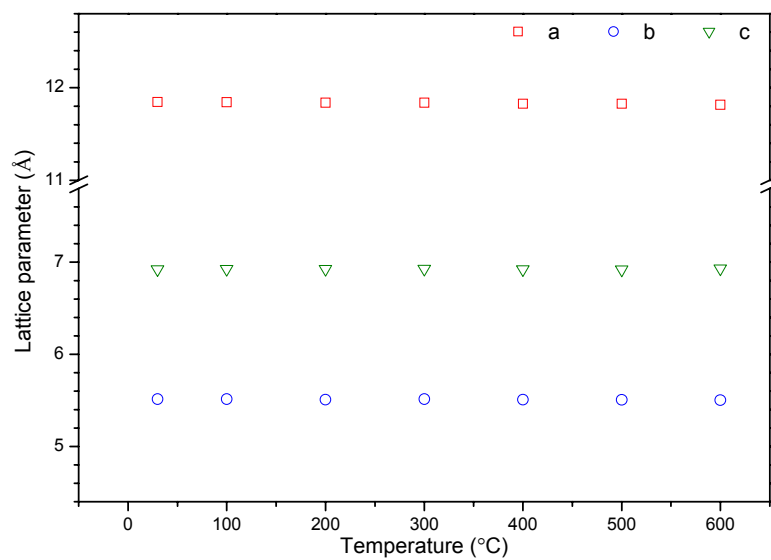


Fig.S4 Cell edges changes of orthorhombic  $\text{NbVO}_5$  with temperature