

Two-dimensional assembly of tetrahedral chalcogenide clusters with tetrakis(imidazoly)borate ligands

Ziyi Chen,[†] Daibing Luo,[‡] Xiuchao Luo,[†] Maoping Kang,[†] and Zhien Lin^{†,*}

[†] *College of Chemistry, Sichuan University, Chengdu 610064, People's Republic of China.*

[‡] *Analytical & Testing Center, Sichuan University, Chengdu 610064, People's Republic of China.*

* To whom correspondence should be addressed. Tel: +86-28-85412284. E-mail:

zhienlin@scu.edu.cn

Figure captions:

Figure S1. A view of the C1 cluster in compound **1**.

Figure S2. A view of the packing of layers along the [010] direction.

Figure S3. IR spectrum of compound **1**.

Figure S4. TGA curve of compound **1** in N₂ with a heating rate of 10 °C.

Figure S5. Experimental and simulated XRD patterns of compound **1**.

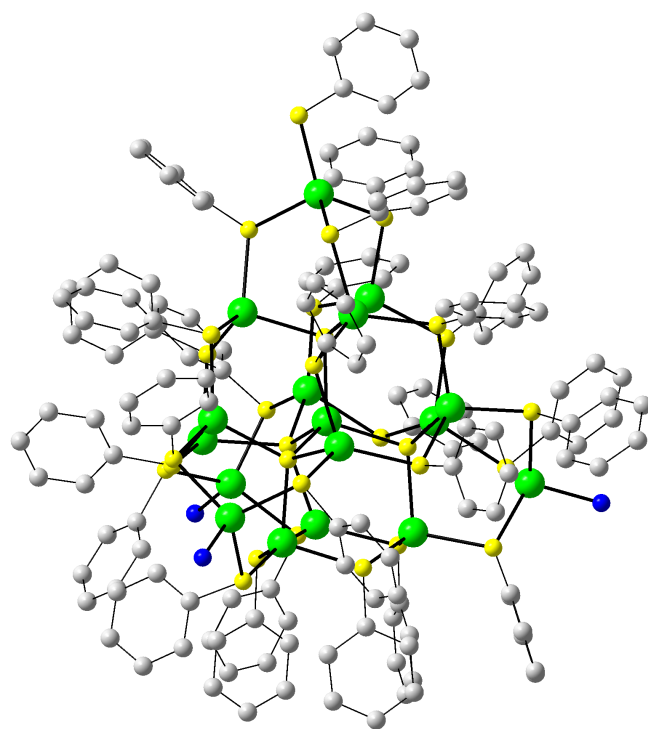


Figure S1

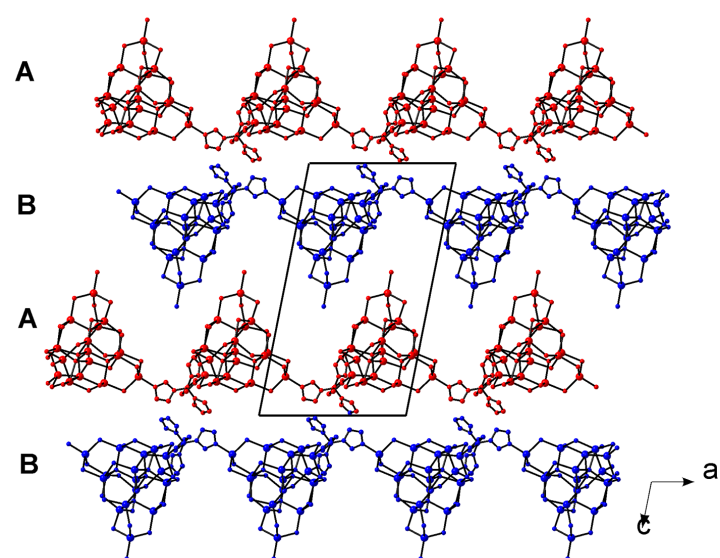


Figure S2

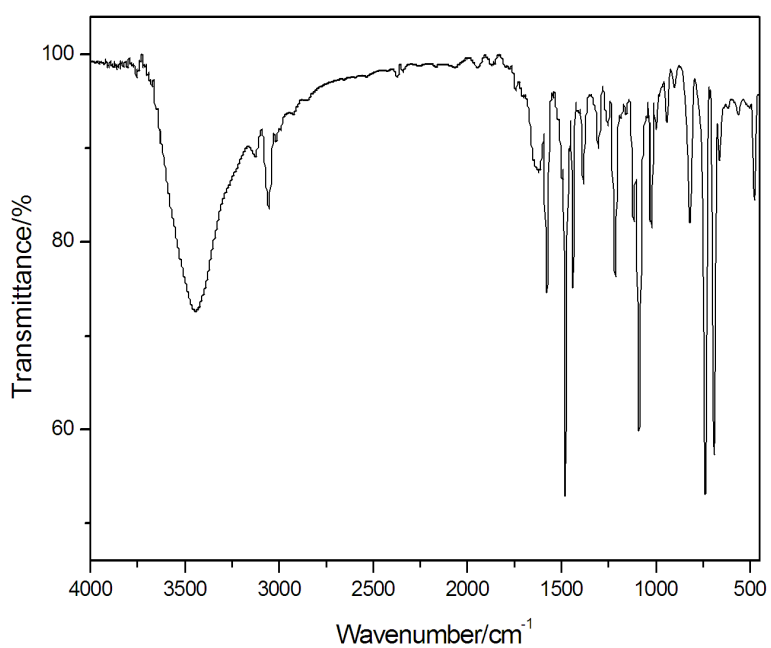


Figure S3

FTIR data (cm⁻¹) : 3050 (m, ν (=CH)), 1580 (s, δ (C=C)), 1480 (vs, δ (C=C)), 1440 (m, δ (C=C)), 1210 (m, ν (C-C)), 1090 (s, ν (C-S)), 1020 (m, ν (C-S)), 818 (m, δ (=CH)), 739 (vs, δ (=CH)), 690 (vs, δ (=CH)).

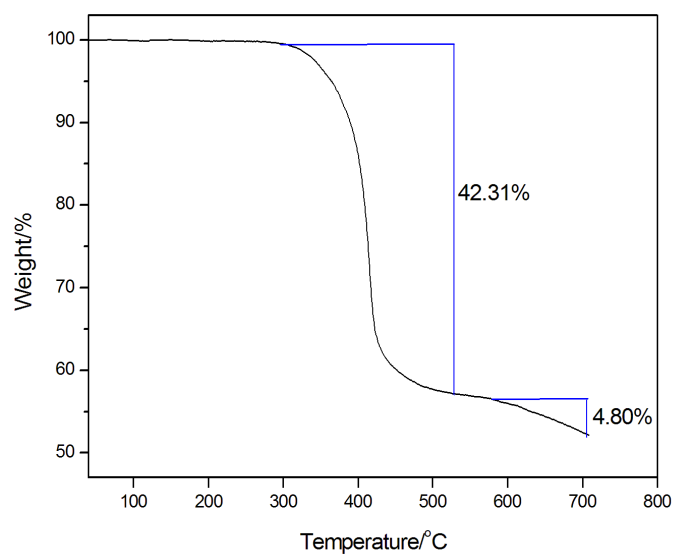


Figure S4

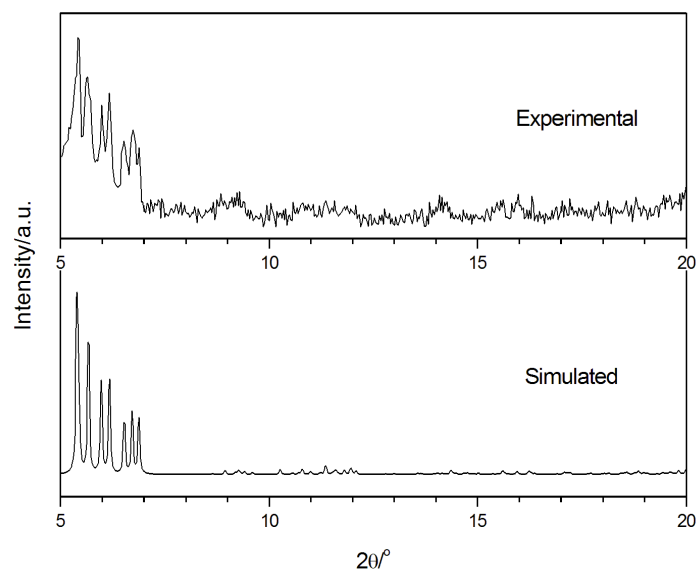


Figure S5