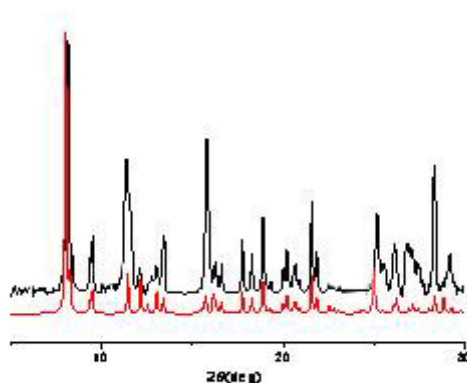
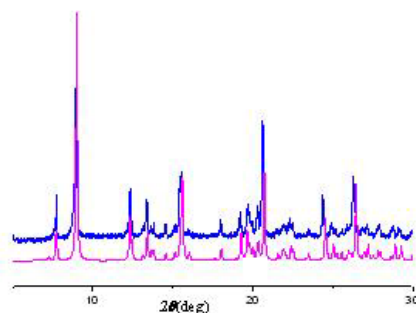


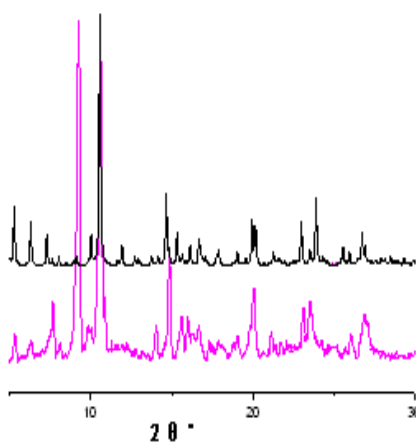
2D Coordination Polymers of Macrocyclic Oxamide with Polycarboxylates: Syntheses, Crystal Structures and Magnetic Properties



1



2



4

Fig.1 Experimental (black or blue) and simulated (red or purple) PXRD spectra of the complexes 1, 2 and 4

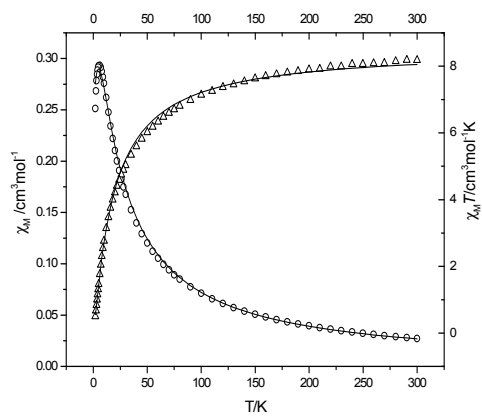


Fig. 2 $\chi_M(\text{O})$ versus T and $\chi_M T(\Delta)$ versus plots for the complex 2