

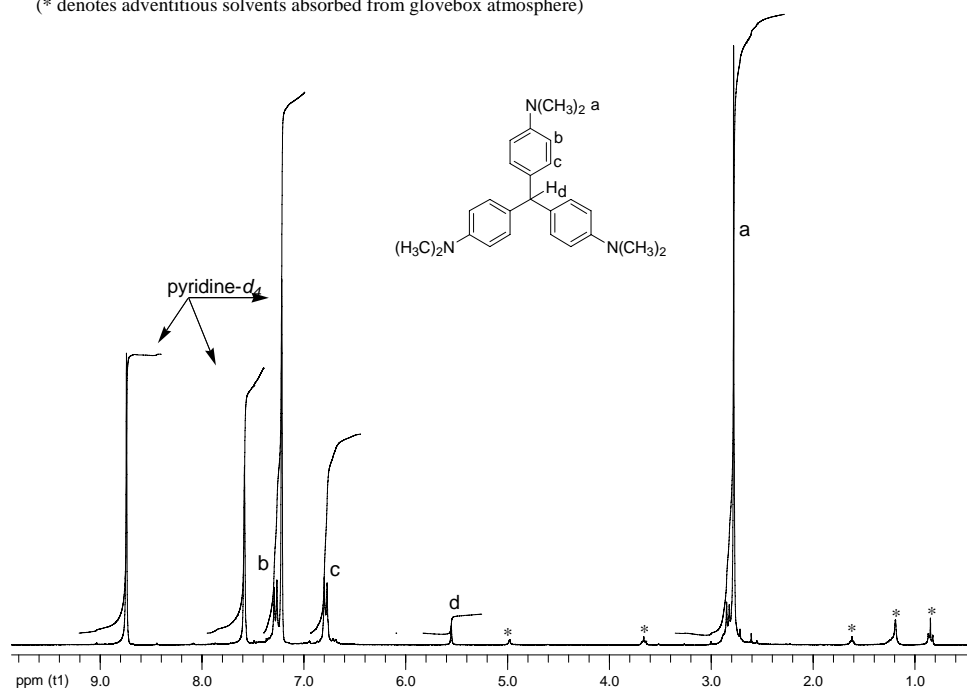
Supplementary Information for

**Doping of an Organic Molecular Semiconductor by
Substitutional Cocrystallization with a Molecular n-Dopant**

William W. Porter III and Thomas P. Vaid*

Includes ^1H NMR spectra of **2** and **2-H** quenched with I_2 (Figure S1), cyclic voltammograms of **1** and **2** (Figures S2 and S3), and a graph of conductivity of doped **1** as a function of time (Figure S4).

Tris[p - (N,N -dimethylamino)phenyl]methyl radical with
Tris[p - (N,N -dimethylamino)phenyl]methane side product in pyridine- d_5
(* denotes adventitious solvents absorbed from glovebox atmosphere)



Tris[p - (N,N -dimethylamino)phenyl]methyl radical with
Tris[p - (N,N -dimethylamino)phenyl]methane side product in pyridine- d_5
after oxidation with I_2

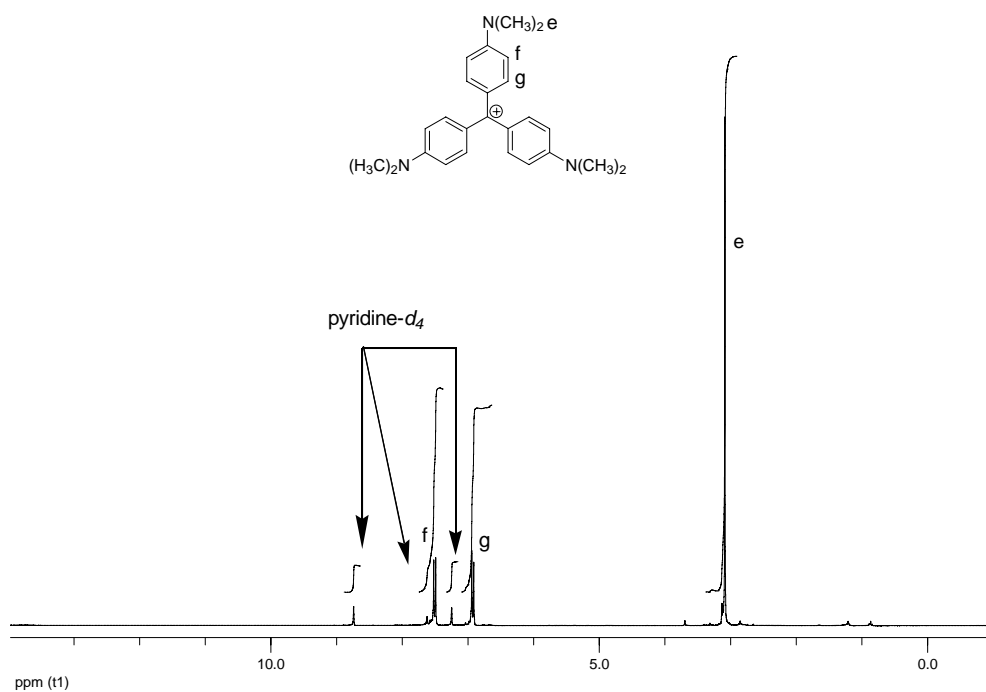


Figure S1. ^1H NMR of **2** (with 2-H impurity) before (top) and after (bottom) the addition of I_2 to the NMR sample.

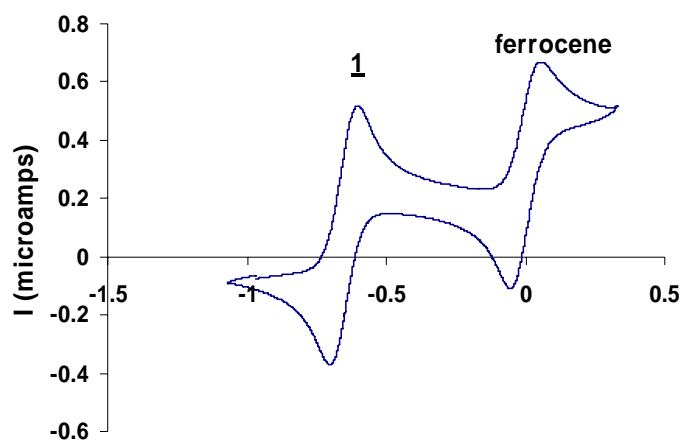


Figure S2. Cyclic voltammogram of **1** (and ferrocene) in THF.

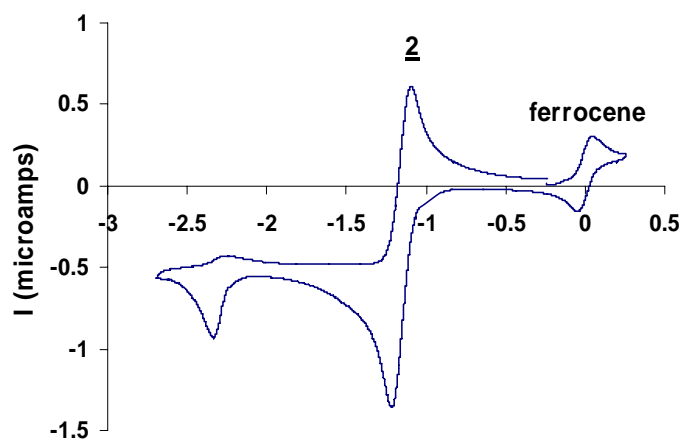


Figure S3. Cyclic voltammogram of **2** (and ferrocene) in THF.

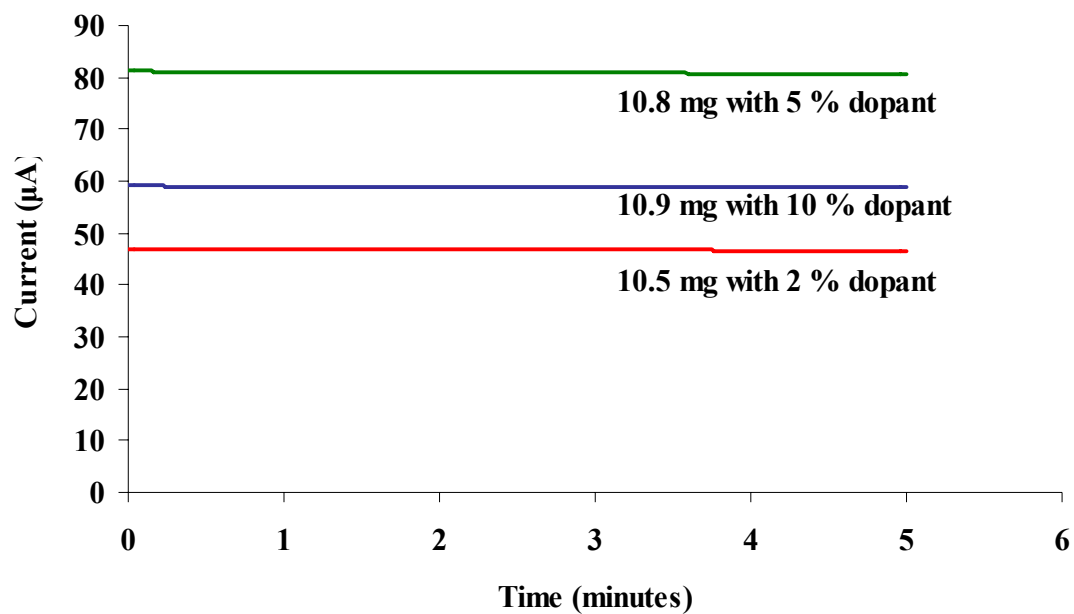


Figure S4. Potentiostatic measurements of **1** doped with **2** with a 4 V applied bias.