

Synthesis and catalytic activity of organic-inorganic hybrid Ti-SBA-15 materials

Juan A. Melero,^{*a} Jose Iglesias,^a Jesus M. Arsuaga,^a Javier Sainz-Pardo,^a Pilar de Frutos^b and Sandra Blazquez^b

^a Department of Chemical and Environmental Technology,
Rey Juan Carlos University, C/ Tulipan s/n, 28933 Móstoles, Madrid, Spain.

^b Repsol-YPF Research Center
28931 Móstoles, Madrid, Spain

Supporting Information

Figure ESI-1. FTIR spectra and expansion in the Cp region, recorded for the Titanium containing mesostructured samples.

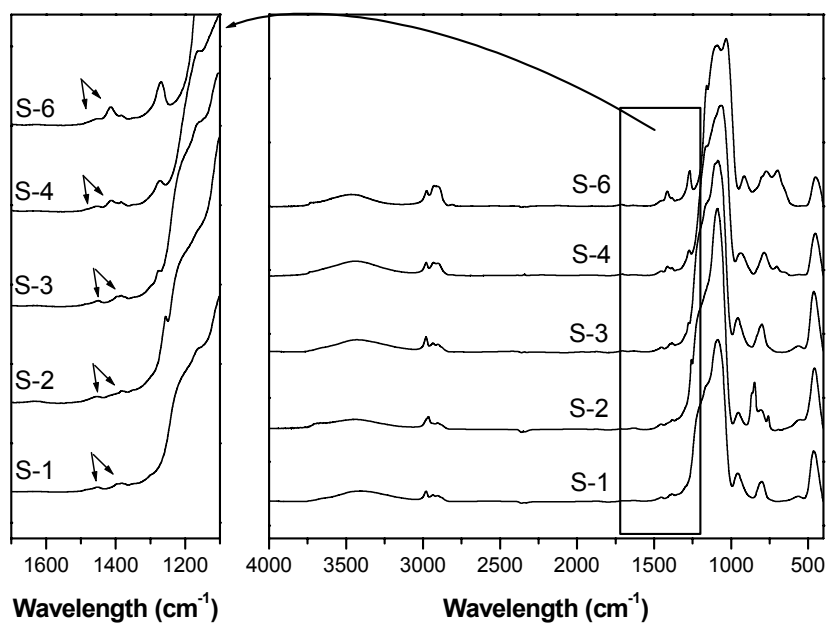


Figure ESI-2. Comparison of FTIR spectra recorded for sample S-4, before (as made material) and after ethanol washing step (extracted sample).

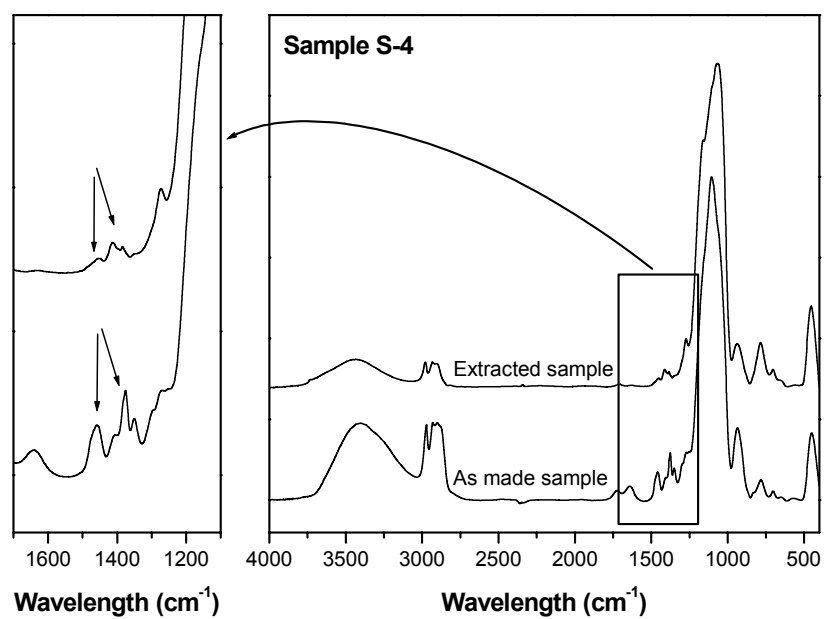


Figure ESI-3. t-plot curves and linear fitting in the micropore region achieved for PMO-samples with different organic content.

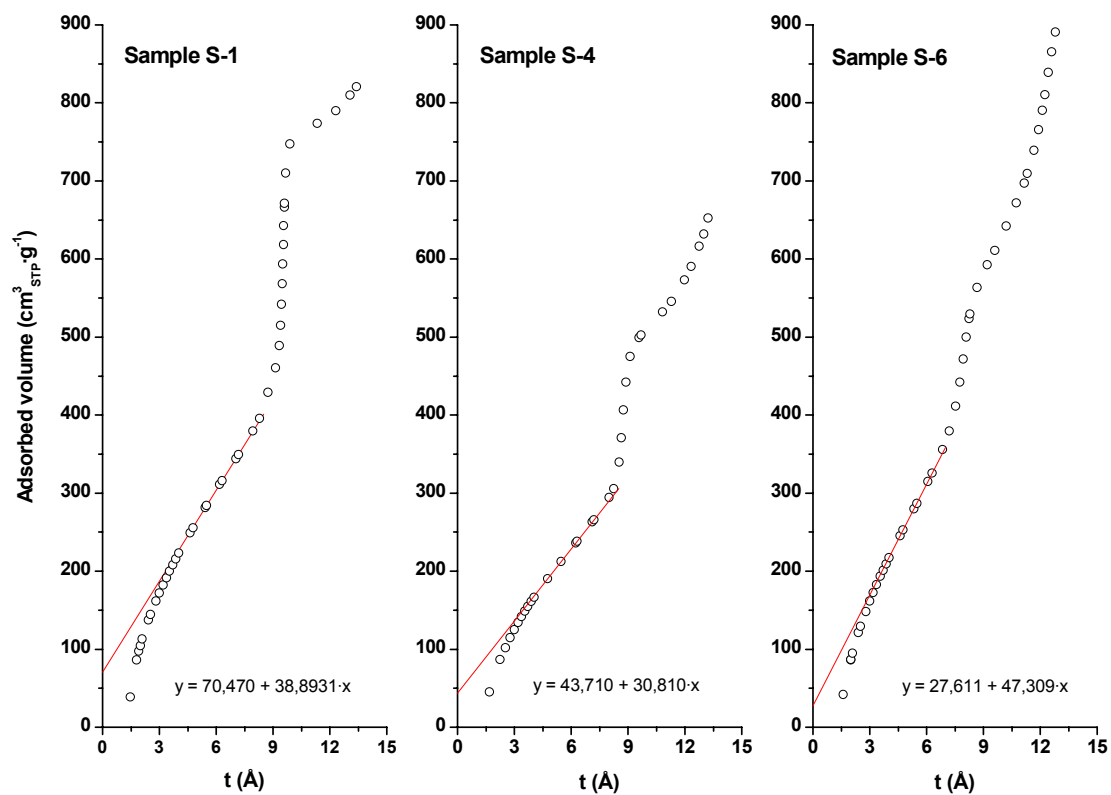


Figure ESI-4. Thermogravimetric experiments and weight loss assignation for titanium containing PMO samples with different organic contents.

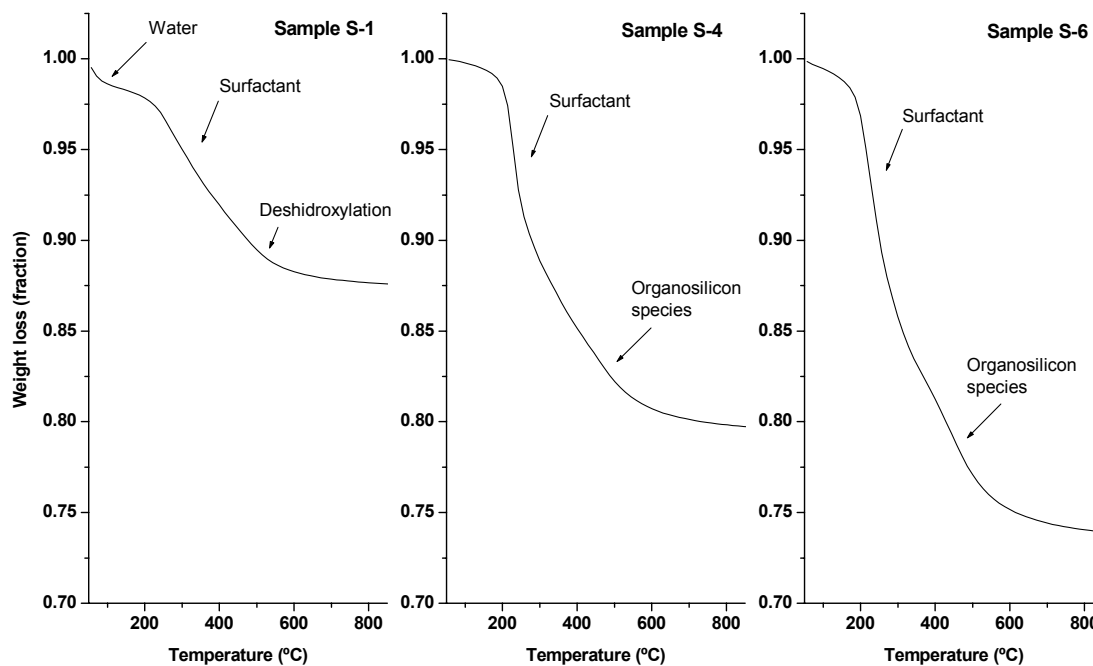


Table ESI-1. Chemical analysis performed on sample S-4, before and after washing with ethanol

Sample S-4	Ti in Sample (%)	Organic (%)	Ti/SiO₂ (%)^a	Incorporation efficiency (%)^b
As Made	0.175	59.3	0.430	9.55
Extracted with EtOH	0.205	20.2	0.257	5.71

^a Titanium content referred to silica basis. ^b Incorporation efficiency calculated regarding to the initial titanium content in the synthesis gel.