

Electronic supplementary information (ESI)

Improving the Performance of Phosphorescent Polymer Light-Emitting Diodes Using Morphology-Stable Carbazole-based Iridium Complexes

Kai Zhang^a, Zhao Chen^b, Chuluo Yang^{*a}, Xiaowei Zhang^a, Youtian Tao^a, Lian Duan^a,
Liang Chen^a, Linna Zhu^a, Jingui Qin^{*a}, Yong Cao^{*b}

^a Department of Chemistry, Hubei Key Lab on Organic and Polymeric Optoelectronic Materials, Wuhan University, Wuhan 430072, People's Republic of China

Email: clyang@whu.edu.cn

^b Institute of Polymer Optoelectronic Materials and Devices, South China University of Technology, Guangzhou 510640, People's Republic of China

E-mail: poycao@scut.edu.cn

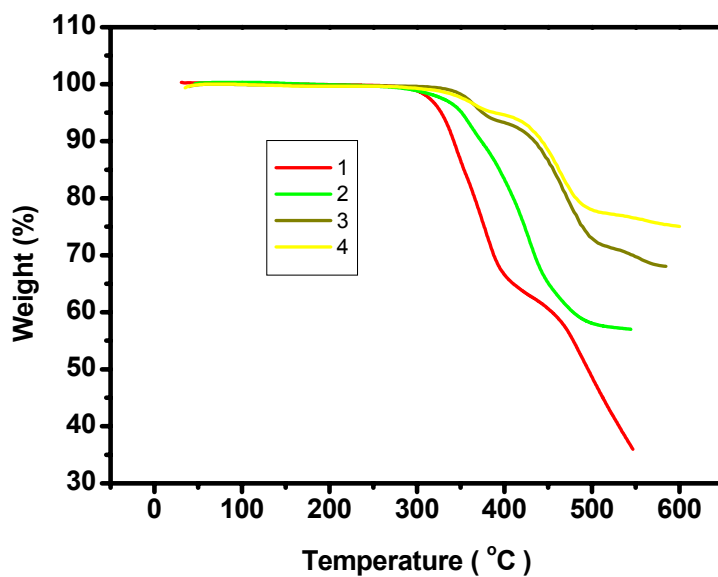


Figure S1. TGA scan for complexes 1-4.

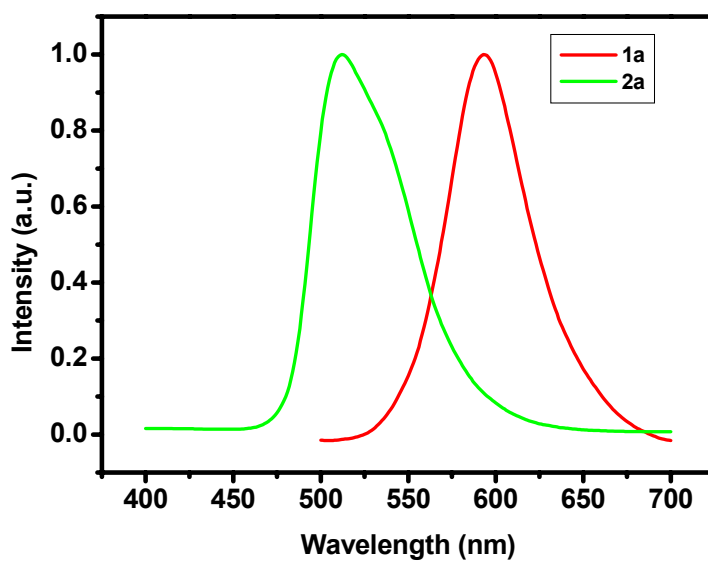


Figure S2. PL spectra of 1a and 2a recorded in CH₂Cl₂ solution.

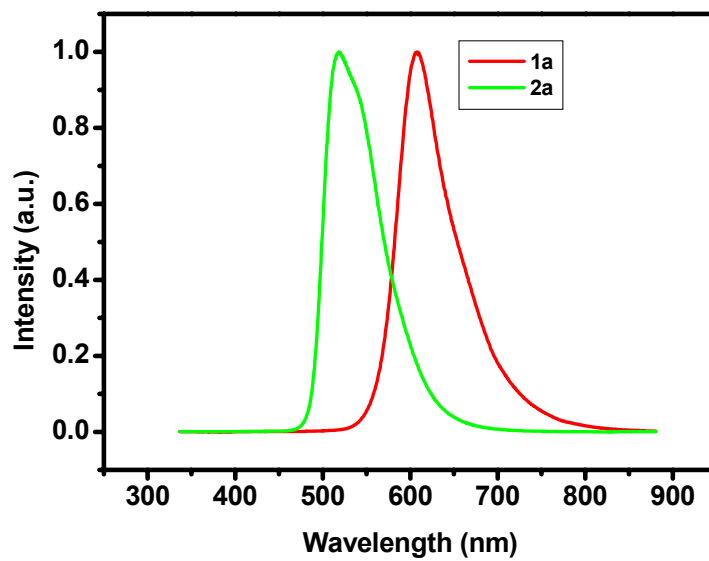


Figure S3. EL spectra of PLEDs using the iridium complexes **1a**, **2a** as dopants.

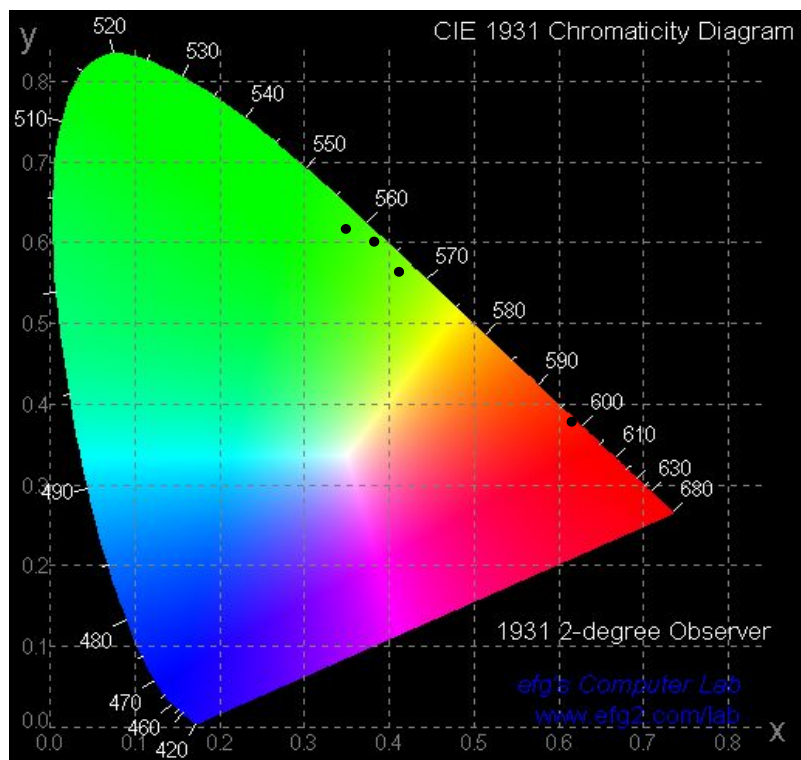


Fig S4. Commission Internationale de l'Eclairage coordinate plot for PLEDs using complex **1**, **2**, **3** and **4** as dopant