

## Room Temperature Columnar Mesomorphism and High Quantum Yield Phosphorescence in Ionic Ruthenium(II) 2,2'-Bipyridine-based Complexes

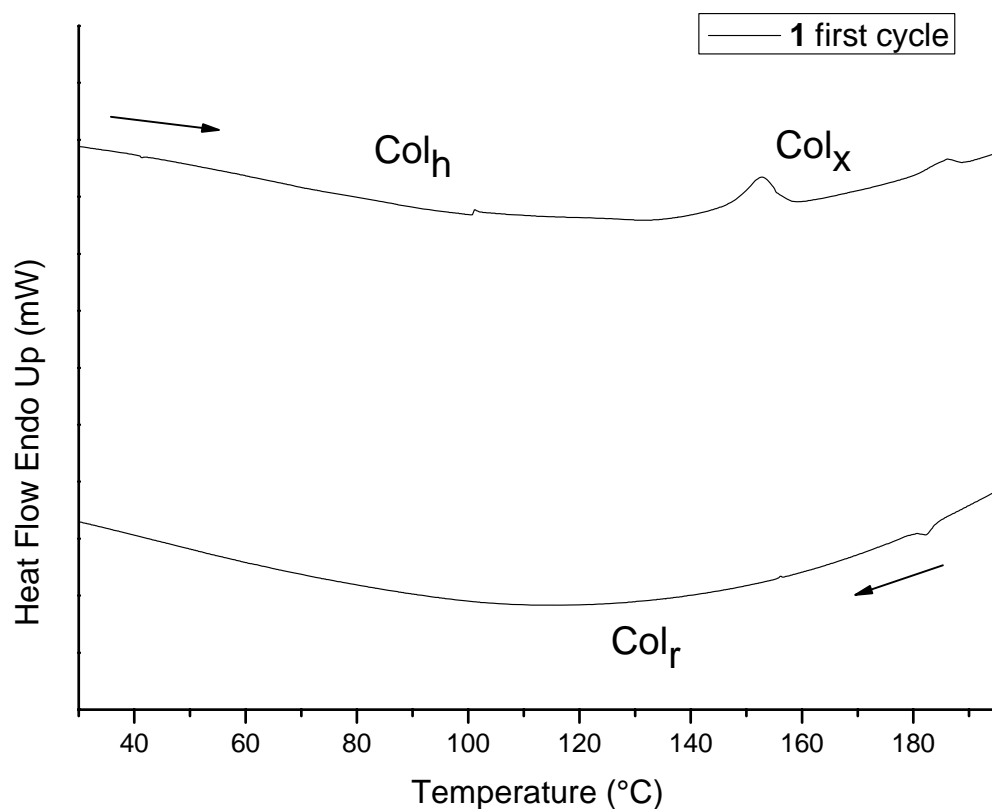
Daniela Pucci<sup>a</sup>, Anna Bellusci<sup>a</sup>, Alessandra Crispini<sup>b</sup>, Mauro Ghedini<sup>\*a</sup>, Nicolas Godbert<sup>a</sup>, Elisabeta I. Szerb<sup>a</sup>, Anna Maria Talarico<sup>a</sup>

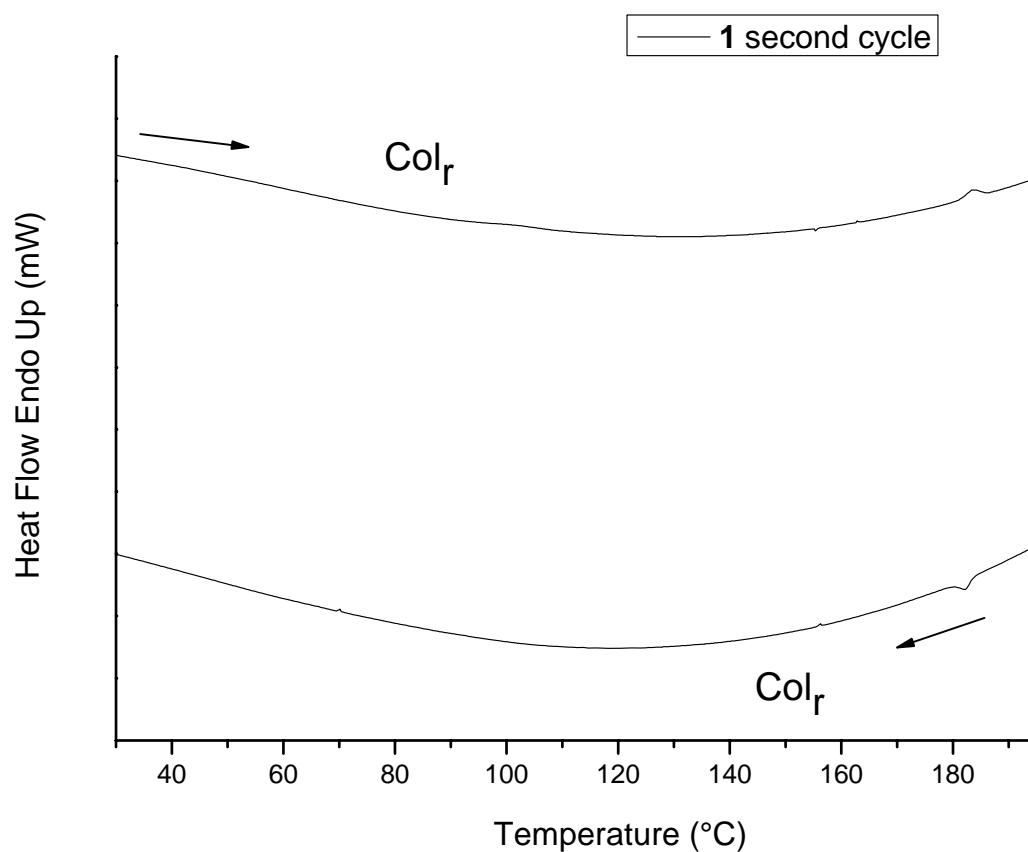
<sup>a</sup> (Daniela Pucci, Anna Bellusci, Mauro Ghedini, Elisabeta I. Szerb)

Centro di Eccellenza CEMIF.CAL-LASCAMM, CR-INSTM Unità della Calabria, Dipartimento di Chimica, Università della Calabria, Via P. Bucci Cubo 14C, Arcavacata di Rende (CS), 87036, Italy.  
Fax: +39 0984 492066; Tel: +39 0984 492062;

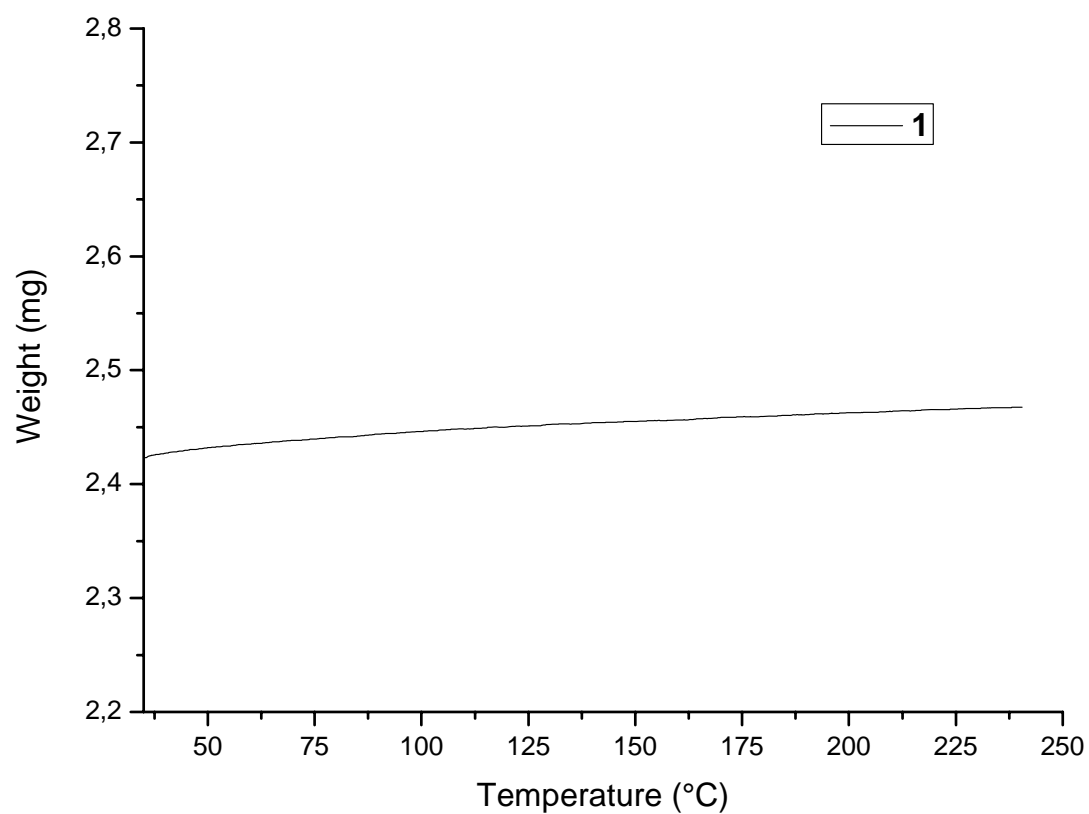
<sup>b</sup> Centro di Eccellenza CEMIF.CAL-LASCAMM, CR-INSTM Unità della Calabria, Dipartimento di Scienze Farmaceutiche, Università della Calabria, Edificio Polifunzionale, Arcavacata di Rende (CS), 87036, Italy

\* To whom correspondence should be addressed  
E-mail: [m.ghedini@unical.it](mailto:m.ghedini@unical.it)





**Figure S1.** DSC traces of first and second heating and cooling cycles of complex **1**.



**Figure S2.** TGA thermogram of complex **1**.