

Supporting Information for:

High temperature redox chemistry of

$\text{Pr}_{0.5}\text{Sr}_{1.5}\text{Cr}_{0.5}\text{Mn}_{0.5}\text{O}_{4-\delta}$ investigated *in situ* by neutron

diffraction and X-ray absorption spectroscopy under

reducing and oxidizing gas flows

M. Bahout^{1*}, F. Tonus¹, C. Prestipino¹, D. Pelloquin², T. Hansen³, E. Fonda⁴ and P. D. Battle^{5*}

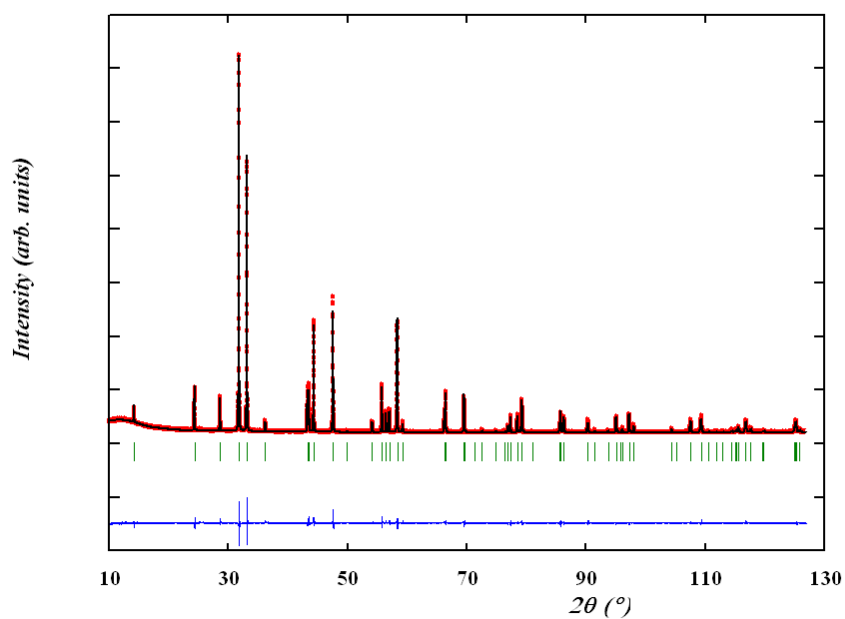
¹Institut Sciences Chimiques de Rennes, UMR 6226 CNRS-Université Rennes 1, Campus de Beaulieu, Avenue du Général Leclerc, 35042 Rennes, France

²CRISMAT Laboratory, UMR6508 – Ensicaen, 6, boulevard du maréchal Juin, 14050 Caen cedex, France

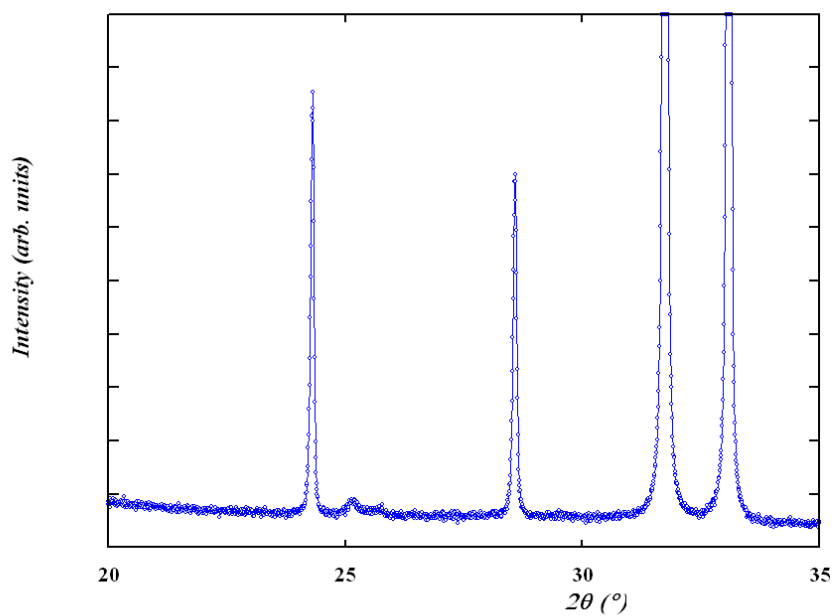
³Institut Laue-Langevin, 6, rue Jules Horowitz 38042 Grenoble Cedex, France

⁴SOLEIL, L'Orme des Merisiers, Saint-Aubin - BP 48, 91192 Gif-sur-Yvette, France

⁵Inorganic Chemistry Laboratory, University of Oxford, South Parks Road, Oxford, OX1 3QR, U. K.

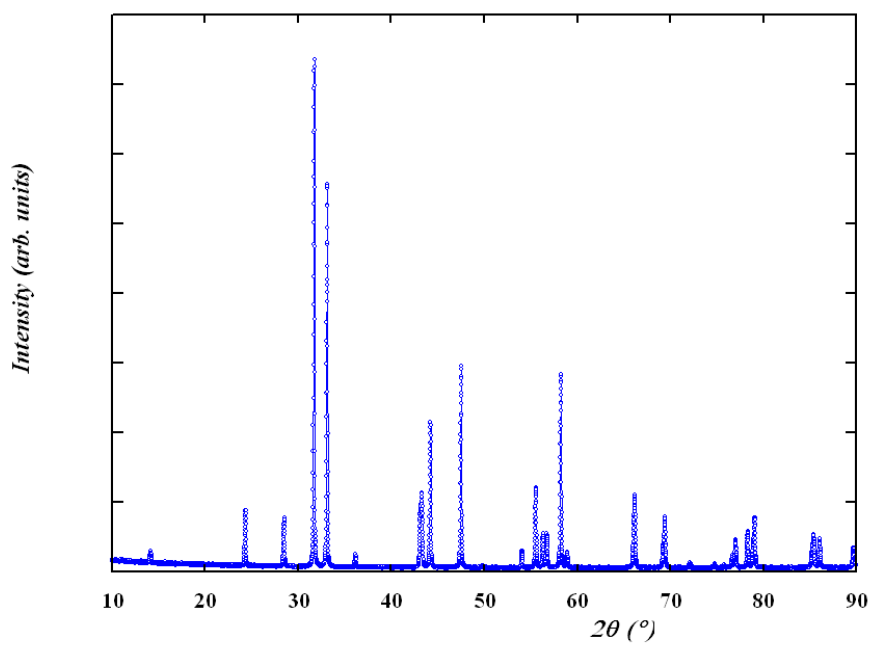


(a)

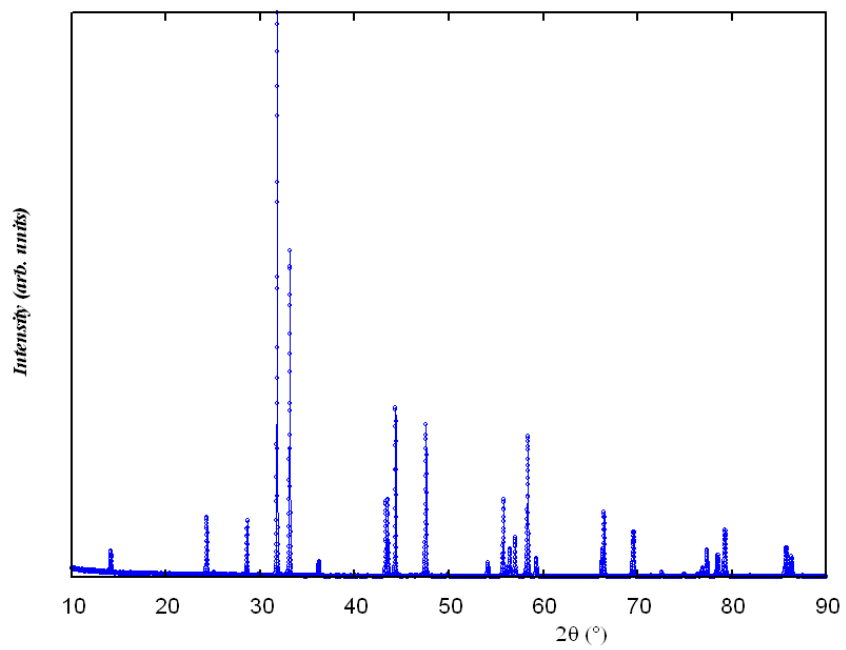


(b)

Fig. S1 (a) Rietveld-fitted X-ray diffraction of as-prepared $\text{Pr}_{0.5}\text{Sr}_{1.5}\text{Cr}_{0.5}\text{Mn}_{0.5}\text{O}_4$ (sample I) and (b) zoom of the low angle region showing the presence of SrCO_3 secondary phase with its maximum intensity at $2\theta \approx 25^\circ$.



(a)



(b)

Fig. S2 X-ray powder diffraction pattern of (a) sample II, (b) sample III.

Table S1: Results on the principal component analysis of Mn K-edge spectra collected on heating $\text{Pr}_{0.5}\text{Sr}_{1.5}\text{Cr}_{0.5}\text{Mn}_{0.5}\text{O}_{4-\delta}$ under a flow of 5% H_2 -He.

Component	eigenvalue	IND	REV Significance Level	DRMAD
1	5.53515e+04	1.22657e-06	0.0	0
2	6.38318e-01	9.88310e-07	0.002	1
3	6.52355e-02	9.92480e-07	13.94	1
4	3.12483e-02	1.01480e-06	29.95	1
5	2.68563e-02	1.04035e-06	33.21	1
6	2.49004e-02	1.06800e-06	34.70	1
7	2.43372e-02	1.09702e-06	34.92	1
8	2.24722e-02	1.12848e-06	36.53	1
9	2.15070e-02	1.16196e-06	37.31	1
10	2.12400e-02	1.19707e-06	37.34	1

The table lists the first ten eigenvalues and the corresponding indicator functions. Algorithms to define the significance level of the REV function, together with the IND and DRMAD functions are defined in reference [38] and references therein.