

## A novel 3-D framework generated by unusual 2-D pillared bilayer motif

Jian Zhang<sup>ab</sup>, Zhao-Ji Li<sup>a</sup>, Jian-Kai Cheng<sup>a</sup>, Yao Kang<sup>a</sup>, Ye-Yan Qin<sup>a</sup> and Yuan-Gen Yao<sup>a\*</sup>

<sup>a</sup> State Key Laboratory of Structural Chemistry, Fujian Institute of Research on the Structure of Matter, The Chinese Academy of Sciences, Fuzhou, Fujian 350002, China. E-mail:

[yvg@fjirsm.ac.cn](mailto:yvg@fjirsm.ac.cn)

<sup>b</sup> Graduate School of The Chinese Academy of Sciences, Beijing 100039, China

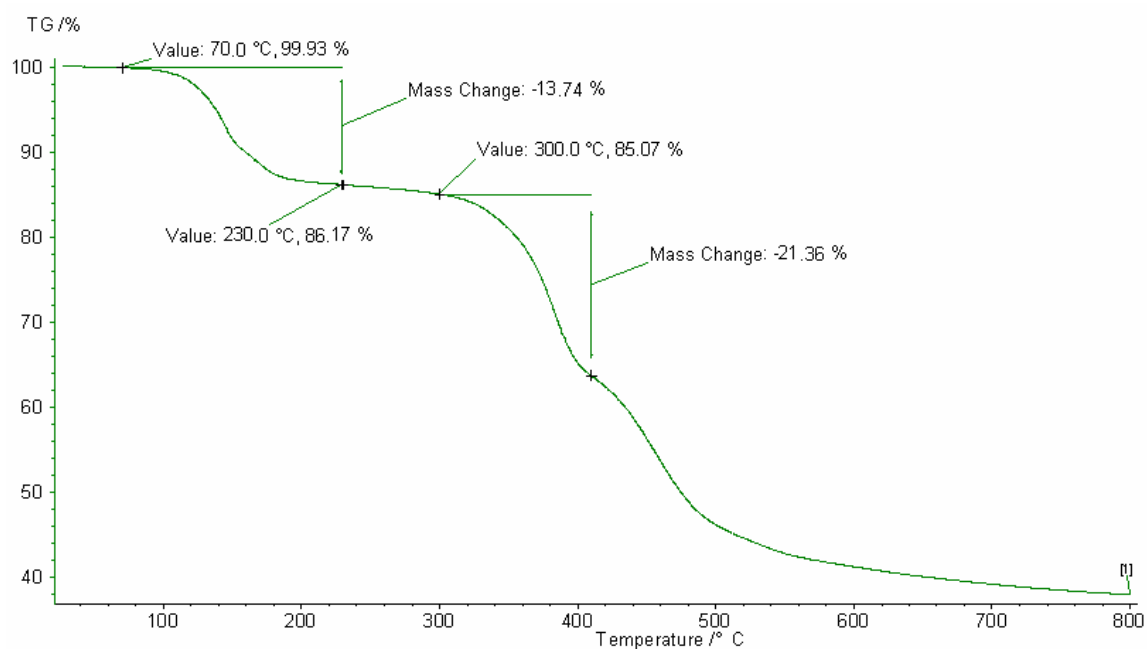
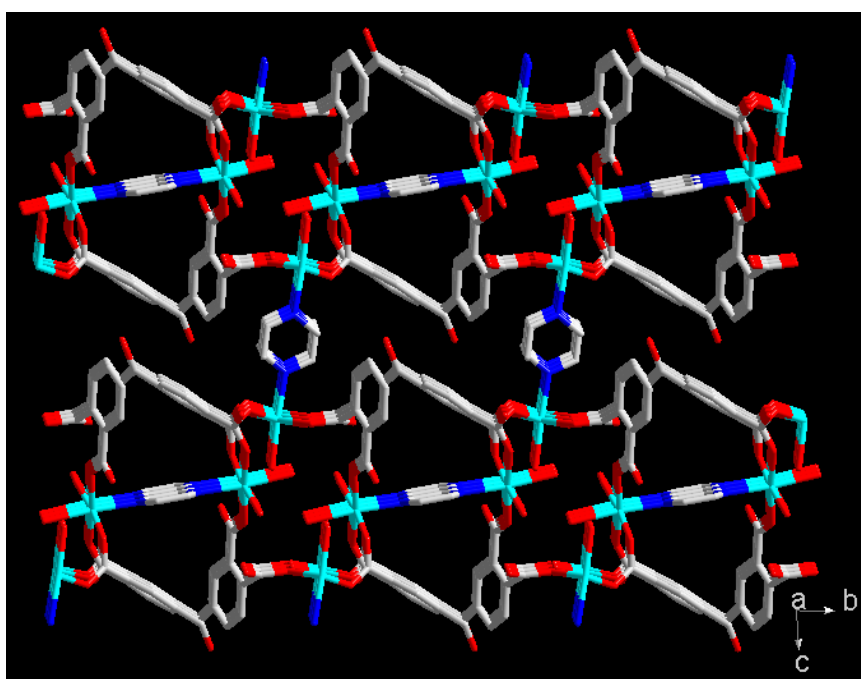
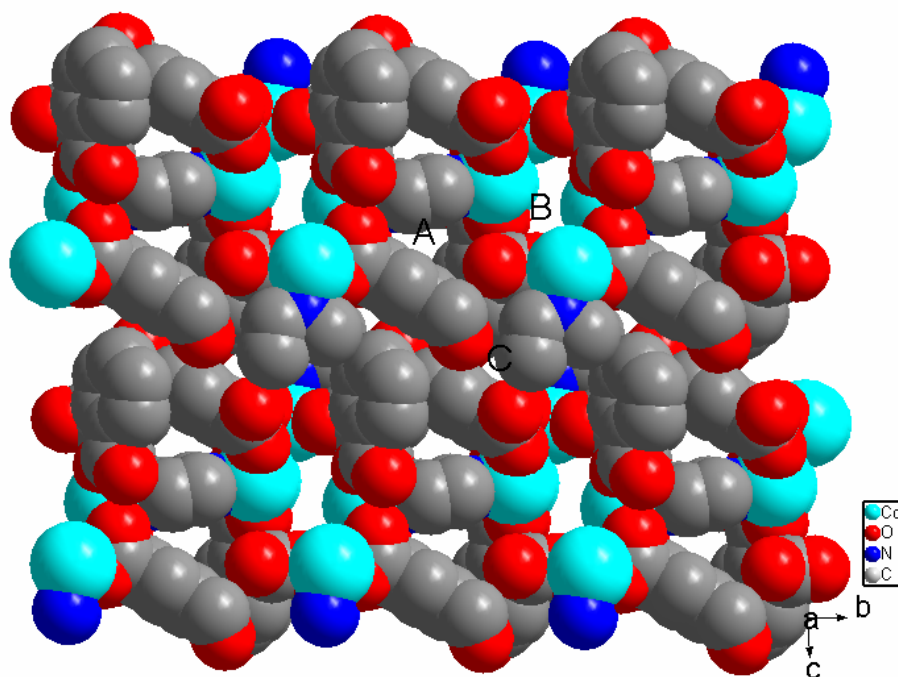


Fig. S1. TGA diagram for 1.



**Figure S2.** Sticks diagram of the 3D framework of **1**.



**Figure S3.** Space-filling diagram of the 3D framework of **1**. Water molecules included in the channels are omitted for clarity. Three types of channels are represented as A, B and C. The framework is represented by its van der Waals surfaces.