

To New Journal of Chemistry.

Electronic Supplementary Material

A label-free conjugated polymer-based fluorescence assay for the determination of adenosine triphosphate and alkaline phosphatase

Yanan Li, Yan Li, Xinyan Wang, Xingguang Su*

Department of Analytical Chemistry, College of Chemistry, Jilin University,
Changchun, 130012, China 7

*Corresponding author, Tel.: +86-431-85168352, E-mail address: suxg@jlu.edu.cn

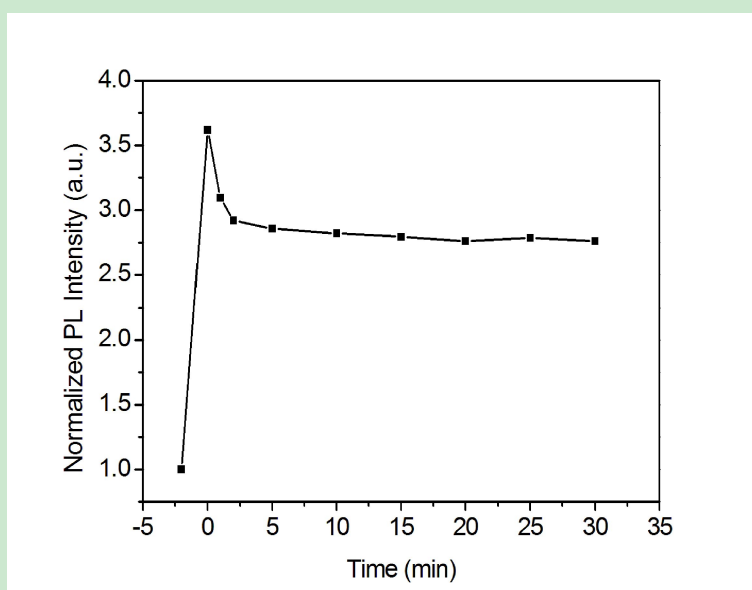


Fig. S1 Effect of reaction time on the PL intensity of fluorescence turn-on system in the present of $1.0 \mu\text{mol L}^{-1}$ PPESO₃, $10 \mu\text{mol L}^{-1}$ Cu²⁺ and $10 \mu\text{mol L}^{-1}$ ATP at room temperature, 10mmol L^{-1} Tris-HCl buffer, pH=7.0.

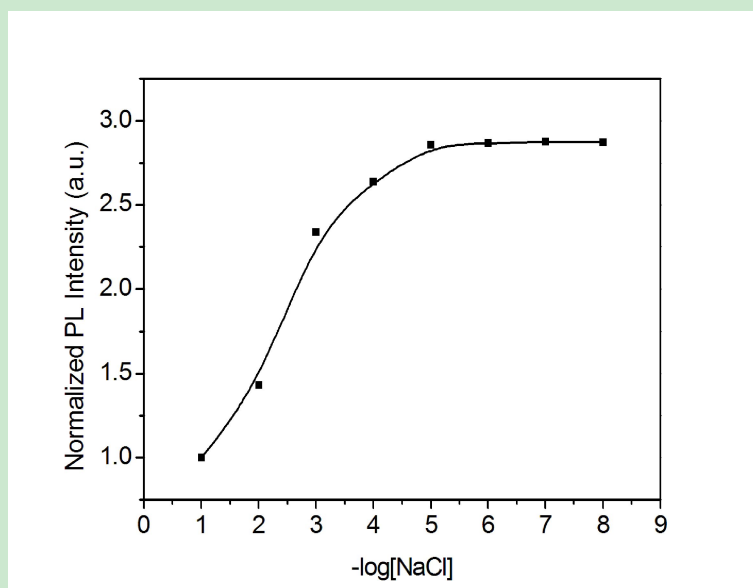


Fig. S2 Effect of NaCl concentration on the PL intensity of fluorescence turn-on system in the present of $1.0 \mu\text{mol L}^{-1}$ PPESO₃, $10 \mu\text{mol L}^{-1}$ Cu²⁺ and $10 \mu\text{mol L}^{-1}$ ATP at room temperature, 10mmol L^{-1} Tris-HCl buffer, pH=7.0.

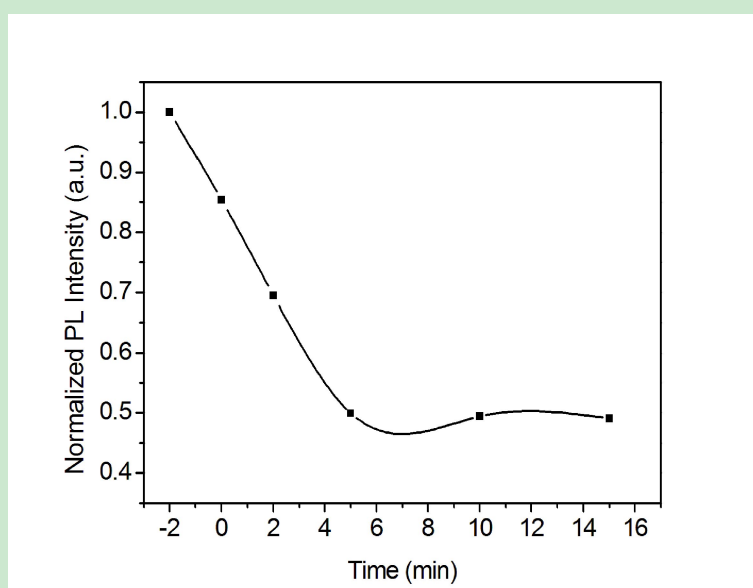


Fig. S3 Effect of reaction time on the PL intensity of fluorescence turn-off system in the present of $1.0 \mu\text{mol L}^{-1}$ PPESO₃, $10 \mu\text{mol L}^{-1}$ Cu²⁺, $10 \mu\text{mol L}^{-1}$ ATP and 1U mL^{-1} ALP at room temperature, 10mmol L^{-1} Tris-HCl buffer, pH=7.0.