

Electronic Supporting Information
for
Pyrazolyl-functionalized 2-Methylimidazolium-based Ionic Liquids and
their Palladium(II) Complexes as Recyclable Catalysts

Ruihu Wang, Melissa M. Piekarski and Jean'ne M. Shreeve*

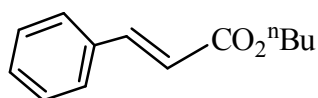
Experimental Sections:

General:

All chemicals were obtained commercially and were used as purchased. A standard Schlenk line system was used under nitrogen. ^1H and ^{13}C NMR spectra were recorded on spectrometers at 300 and 75 MHz, respectively, by using deuterated CDCl_3 as locking solvent. Chemical shifts were reported in ppm relative to TMS for ^1H and ^{13}C NMR spectra. GC/MS spectra were determined using an appropriate instrument. Thin-layer chromatography (TLC) analysis was performed with Al backed plates pre-coated with silica gel and examined under UV (254 nm). Flash column chromatography was executed on silica gel (60–200 μm , 60 Å).

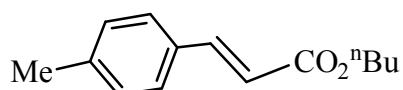
Spectroscopic data:

trans-Cinnamic acid *n*-butyl ester (5a):^{1,2}



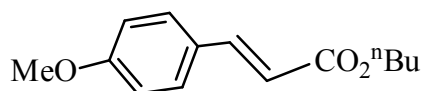
Colorless liquid; ^1H NMR: δ 7.67 (d, 1H, $J = 16.0$ Hz), 7.49–7.52 (m, 2H), 7.34–7.37 (m, 3H), 6.42 (d, 1H, $J = 16.0$ Hz), 4.20 (t, 2H, $J = 6.7$ Hz), 1.69 (quint, 2H, $J = 7.2$ Hz), 1.44 (sextet, 2H, $J = 7.5$ Hz), 0.95 (t, 3H, $J = 7.4$ Hz); ^{13}C NMR: δ 167.0, 144.5, 134.5, 130.1, 128.8, 128.0, 118.3, 64.3, 30.8, 19.2, 13.7; GC-MS (EI) m/z (%): 204 (M^+ , 100).

***trans*-4-Methylcinnamic acid *n*-butyl ester (5b):**¹



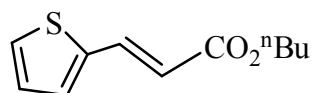
Pale-yellow liquid; ^1H NMR: δ 7.64 (d, 1H, $J = 16.0$ Hz), 7.40 (d, 2H, $J = 8.1$ Hz), 7.16 (d, 2H, $J = 8.0$ Hz), 6.37 (d, 1H, $J = 16.0$ Hz), 4.19 (t, 2H, $J = 6.6$ Hz), 2.35 (s, 3H), 1.68 (quint, 2H, $J = 7.1$ Hz), 1.44 (sextet, 2H, $J = 7.5$ Hz), 0.95 (t, 3H, $J = 7.3$ Hz); ^{13}C NMR: δ 167.2, 144.5, 140.5, 131.8, 129.6, 128.0, 117.2, 64.3, 30.8, 21.4, 19.2, 13.7; GC-MS (EI) m/z (%): 218 (M^+ , 100).

***trans*-4-Methoxycinnamic acid *n*-butyl ester (5c):**^{1,2}



Pale-yellow liquid; ^1H NMR: δ 7.61 (d, 1H, $J = 16.0$ Hz), 7.45 (d, 2H, $J = 8.7$ Hz), 6.87 (d, 2H, $J = 8.8$ Hz), 6.28 (d, 1H, $J = 15.9$ Hz), 4.18 (t, 2H, $J = 6.8$ Hz), 3.80 (s, 3H), 1.66 (quint, 2H, $J = 5.8$ Hz), 1.41 (sextet, 2H, $J = 7.6$ Hz), 0.94 (t, 3H, $J = 7.3$ Hz); ^{13}C NMR: δ 167.3, 161.3, 144.1, 129.6, 127.2, 115.8, 114.3, 64.2, 55.3, 30.8, 19.2, 13.7; GC-MS (EI) m/z (%): 234 (M^+ , 100).

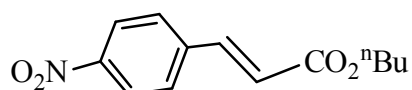
***trans*-3-(2-Thiophenyl)acrylic acid *n*-butyl ester (5d):**¹



Brown liquid; ^1H NMR: δ 7.75 (d, 1H, $J = 15.7$ Hz), 7.34 (d, 1H, $J = 5.1$ Hz), 7.23 (d, 1H,

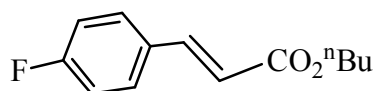
$J = 3.6$ Hz), 7.03 (t, 1H, $J = 4.3$ Hz), 6.22 (d, 1H, $J = 15.7$ Hz), 4.18 (t, 2H, $J = 6.7$ Hz), 1.67 (quint, 2H, $J = 7.1$ Hz), 1.40 (sextet, 2H, $J = 7.5$ Hz), 0.93 (t, 3H, $J = 7.4$ Hz); ^{13}C NMR: δ 166.8, 139.6, 136.9, 130.7, 128.2, 128.0, 117.1, 64.3, 30.7, 19.1, 13.7; GC-MS (EI) m/z (%): 210 (M^+ , 100).

***trans*-4-Nitrocinnamic acid *n*-butyl ester (5e):**²



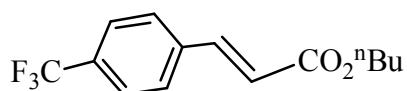
Pale-yellow solid; ^1H NMR: δ 8.18 (d, 2H, $J = 8.8$ Hz), 7.65 (d, $J = 16.4$ Hz, 1H), 7.65 (d, 2H, $J = 8.8$ Hz), 6.50 (d, 1H, $J = 16.0$ Hz), 4.18 (t, 2H, $J = 6.7$ Hz), 1.65 (quint, 2H, $J = 5.4$ Hz), 1.42 (sextet, 2H, $J = 7.5$ Hz), 0.92 (q, 3H, $J = 7.3$ Hz); ^{13}C NMR: δ 165.9, 148.4, 141.4, 140.5, 128.5, 124.0, 122.5, 64.8, 30.6, 19.1, 13.6; GC-MS (EI) m/z (%): 249 (M^+ , 100).

***trans*-4-Fluoro-cinnamic acid *n*-butyl ester (5f):**²



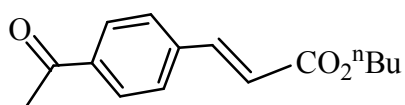
Pale-yellow liquid; ^1H NMR: $\delta = 7.60$ (d, 1H, $J = 16.0$ Hz), 7.48 (dd, 2H, $J = 8.7, 5.4$ Hz), 7.04 (t, 2H, $J = 8.6$ Hz), 6.32 (d, 1H, $J = 16.0$ Hz), 4.18 (t, 2H, $J = 6.8$ Hz), 1.66 (quint, 2H, $J = 6.8$ Hz), 1.41 (sextet, 2H, $J = 7.4$ Hz), 0.94 (q, 3H, $J = 7.3$ Hz); ^{13}C NMR: δ 166.2 (d, $J = 102.1$ Hz), 162.2, 143.1, 130.7, 129.8, 118.1, 116.0 (d, $J = 21.8$ Hz), 64.4, 30.8, 19.2, 13.7; GC-MS (EI) m/z (%): 222 (M^+ , 100).

***trans*-4-Trifluoromethylcinnamic acid *n*-butyl ester (5g):**^{1,2}



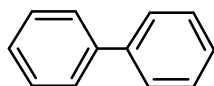
Pale-yellow liquid; ^1H NMR: δ 7.66 (d, 1H, $J = 16.0$ Hz), 7.59 (m, 4H), 6.48 (d, 1H, $J = 16.0$ Hz), 4.20 (t, 2H, $J = 6.8$ Hz), 1.67 (quint, 2H, $J = 6.8$ Hz), 1.41 (sextet, 2H, $J = 7.6$ Hz), 0.94 (q, 3H, $J = 7.4$ Hz); ^{13}C NMR: δ 166.4, 142.6, 137.9, 131.6 (q, $J = 32.4$ Hz), 128.1, 125.8 (q, $J = 3.8$ Hz), 121.4 (q, $J = 270.5$ Hz), 120.9, 64.7, 30.7, 19.2, 13.6; GC-MS (EI) m/z (%): 272 (M^+ , 100).

***trans*-4-Acetylcinnamic acid *n*-butyl ester (5h):**¹



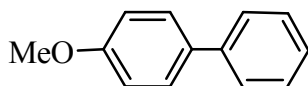
Pale-yellow liquid; ^1H NMR: δ 7.89 (d, 2H, $J = 8.3$ Hz), 7.61 (d, 1H, $J = 16.0$ Hz), 7.53 (d, 2H, $J = 8.3$ Hz), 6.45 (d, 1H, $J = 16.0$ Hz), 4.15 (t, 2H, $J = 6.7$ Hz), 2.53 (s, 3H), 1.63 (quint, 2H, $J = 7.1$ Hz), 1.41 (sextet, 2H, $J = 7.5$ Hz), 0.90 (t, 3H, $J = 7.3$ Hz); ^{13}C NMR: δ 197.0, 166.4, 142.8, 138.7, 137.9, 128.7, 128.1, 120.7, 64.5, 30.6, 26.5, 19.0, 13.6; GC-MS (EI) m/z (%): 246 (M^+ , 100).

Biphenyl (6a):³



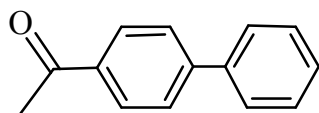
White solid; ^1H NMR: δ 7.59–7.62 (m, 4 H), 7.42–7.47 (m, 4 H), 7.33–7.38 (m, 2 H); ^{13}C NMR: 141.3, 128.7, 127.2, 127.2; GC-MS (EI) m/z (%): 154 (M^+ , 100).

4-Methoxybiphenyl (6b):^{3,4}



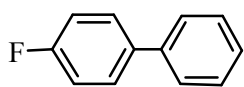
White solid; ^1H NMR: δ 7.50–7.58 (m, 4H), 7.39–7.45 (m, 2H), 7.30–7.34 (m, 1H), 6.97–7.03 (m, 2H), 3.86 (s, 3H); ^{13}C NMR: δ 159.2, 140.8, 133.8, 128.7, 128.1, 126.7, 126.6, 114.2, 55.3; GC-MS (EI) m/z (%): 184 (M^+ , 100).

4-Acetylbiphenyl (6c):³



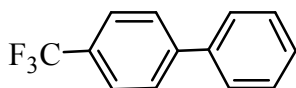
White solid; ¹H NMR: δ 7.99 (d, $J = 7.8$ Hz, 2H), 7.58–7.65 (m, 4H), 7.35–7.46 (m, 3H), 2.59 (s, 3H); ¹³C NMR: δ 197.4, 145.5, 139.6, 135.7, 128.8, 128.7, 128.1, 127.1, 127.0, 26.4; GC-MS (EI) m/z (%): 196 (M^+ , 100).

4-Fluoro-biphenyl (6d):⁴



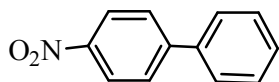
White solid; ¹H NMR: δ 7.55–7.65 (m, 4H), 7.44–7.49 (m, 2H), 7.35–7.40 (m, 1H), 7.12–7.18 (m, 2H); ¹³C NMR: δ 162.5 (d, $J = 244.7$ Hz), 140.3, 137.4, 128.8, 128.7, 128.6, 127.2, 127.1, 126.9, 115.6 (d, $J = 8.9$ Hz); GC-MS (EI) m/z (%): 172 (M^+ , 100).

4-Trifluoro-biphenyl (6e):⁴



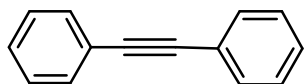
White solid; ¹H NMR: δ 7.68 (s, 4H), 7.57–7.60 (m, 2H), 7.39–7.48 (m, 3H); ¹³C NMR: δ 144.7, 139.8, 129.0, 128.2, 128.0 (q, $J = 120.3$ Hz), 127.4, 127.3, 125.7 (q, $J = 3.8$ Hz); GC-MS (EI) m/z (%): 222 (M^+ , 100).

4-Nitro-biphenyl (6f):^{3,4}



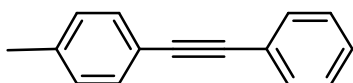
Pale yellow solid; ¹H NMR: δ 8.25–8.29 (m, 2H), 7.70–7.74 (m, 2H), 7.59–7.63 (m, 2H), 7.43–7.51 (m, 3H), 7.52–7.41 (m, 3H); ¹³C NMR: δ 147.6, 147.1, 138.8, 129.1, 128.9, 127.8, 127.4, 124.1; GC-MS (EI) m/z (%): 199 (M^+ , 100)

Diphenylacetylene (7a)⁵



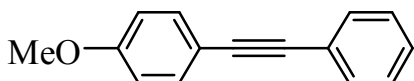
White solid; ¹H NMR: δ 7.50–7.55 (m, 4H), 7.31–7.37 (m, 6H); ¹³C NMR: δ 131.6, 128.3, 128.2, 123.3, 89.4; GC-MS (EI) m/z (%): 178 (M⁺, 100)

4-(Phenylethynyl)toluene (7b)^{5,6}



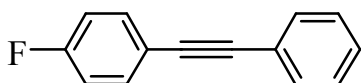
White solid; ¹H NMR: δ 7.50–7.54 (m, 2H), 7.43 (d, 2H, *J* = 8.1 Hz), 7.30–7.35 (m, 3H), 7.15 (d, 2H; *J* = 7.9 Hz), 2.36 (s, 3H); ¹³C NMR: δ 138.4, 131.6, 131.5, 129.1, 128.3, 128.1, 123.5, 120.2, 89.6, 88.7, 21.5; GC-MS (EI) m/z (%): 192 (M⁺, 100).

4-(Phenylethynyl)anisole (7c)^{5,6}



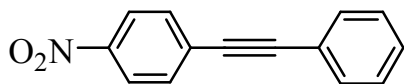
White solid; ¹H NMR: δ 7.54–7.52 (m, 4H), 7.28–7.36 (m, 2H), 6.84–6.89 (m, 2H), 3.81, (s, 3H); ¹³C NMR: δ 159.6, 133.0, 131.4, 128.3, 127.9, 123.6, 115.4, 114.0, 89.4, 88.1, 55.3; GC-MS (EI) m/z (%): 208 (M⁺, 100).

4-(Fluorophenyl)phenylacetylene (7d)⁶



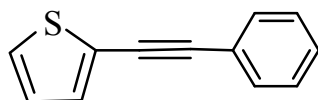
White solid; ¹H NMR: δ 7.51–7.58 (m, 4H), 7.34–7.39 (m, 3H), 7.03–7.09 (m, 2H); ¹³C NMR: δ 162.5, (d, *J* = 248.1 Hz), 133.4 (d, *J* = 8.3 Hz), 131.5, 128.3 (d, *J* = 3.8 Hz), 123.1, 119.4 (d, *J* = 3.4 Hz), 115.6 (d, *J* = 22.1 Hz), 89.0, 88.3; GC-MS (EI) m/z (%): 196 (M⁺, 100)

4-(Phenylethynyl)nitrobenzene (7e)⁶



Pale-yellow solid; ^1H NMR: δ 8.18–8.22 (m, 2H), 7.62–7.67 (m, 2H), 7.52–7.56 (m, 2H), 7.35–7.39 (m, 3H); ^{13}C NMR: 147.0, 132.3, 131.9, 130.2, 129.3, 128.5, 123.6, 122.1, 94.7, 87.5; GC-MS (EI) m/z (%): 223 (M^+ , 100)

2-(Phenylethynyl)thiophene (7f)⁶



White solid; ^1H NMR: δ 7.57–7.59 (m, 2H), 7.34–7.42 (m, 3H), 7.29–7.32 (m, 2H), 7.03–7.06 (m, 1H); ^{13}C NMR: 131.8, 131.3, 128.3, 128.3, 127.2, 127.0, 123.3, 122.9, 93.1, 82.7; GC-MS (EI) m/z (%): 184 (M^+ , 100).

References:

- (1) Yao, Q.; Kinney, E. P.; Zheng C. *Org. Lett.* **2004**, *6*, 2997.
- (2) Feuerstein, M.; Doucet, H.; Santelli, M. *J. Org. Chem.* **2001**, *66*, 5923.
- (3) Arvela, R. K.; Leadbeater, N. E. *Org. Lett.* **2005**, *7*, 2101.
- (4) Li, J. H.; Liu, W. J.; Xie, Y. X. *J. Org. Chem.* **2005**, *70*, 5409.
- (5) Gujadhur, R. K.; Bates, C. G.; Venkataraman, D. *Org. Lett.* **2001**, *3*, 4315.
- (6) Sakai, N.; Annaka, K.; Konakahara, T. *Org. Lett.* **2004**, *6*, 1527.