

## Supplementary Information for OBC b708139a

### **(E)-5-[N-(3-Methylbut-2-enyl)-N-(toluene-4-sulfonyl)amino]pent-2-enoic acid methyl ester (2)**

Methyl triphenylphosphoranylideneacetate (0.67 g, 2.00 mmol) was added to a solution of aldehyde **1** (0.59 g, 2.00 mmol) in CH<sub>2</sub>Cl<sub>2</sub> (15 cm<sup>3</sup>) and the reaction mixture was stirred at ambient temperature overnight. Removal of the CH<sub>2</sub>Cl<sub>2</sub> *in vacuo* followed by flash column chromatography (silica; eluent 3:2 petrol:ethyl acetate) gave ester **2** as a white crystalline solid (0.46 g, 65%); (R<sub>f</sub> = 0.40); mp = 32-34 °C (from petrol/ethyl acetate); (Found: C, 61.72; H, 7.22; N, 4.17; S, 9.23.

C<sub>18</sub>H<sub>25</sub>NO<sub>4</sub>S requires C, 61.51; H, 7.17; N, 3.99; S, 9.12%);  $\nu_{\max}(\text{nujol})/\text{cm}^{-1}$  2926 (CH), 2869 (CH), 1723 (C=O), 1659 (C=C), 1598 (ArC=C), 1340 (SO<sub>2</sub>), 1159 (SO<sub>2</sub>);  $\delta_{\text{H}}(300 \text{ MHz})$  1.61 (3 H, s, CH<sub>3</sub>), 1.66 (3 H, s, CH<sub>3</sub>), 2.42 (3 H, s, CH<sub>3</sub>), 2.42-2.48 (2 H, m, CH<sub>2</sub>CH<sub>2</sub>N), 3.17 (2 H, t, *J* 7.5, CH<sub>2</sub>CH<sub>2</sub>N), 3.72 (3 H, s, OCH<sub>3</sub>), 3.77 (2 H, d, *J* 7.1, CHCH<sub>2</sub>N), 4.98 (1 H, t, *J* 7.1, CHCH<sub>2</sub>N), 5.81 (1 H, d, *J* 15.8, CHCO<sub>2</sub>CH<sub>3</sub>), 6.79-6.89 (1 H, m, CH=CHCO<sub>2</sub>CH<sub>3</sub>), 7.29 (2 H, d, *J* 8.1, Ar CH), 7.67 (2 H, d, *J* 8.1, Ar CH);  $\delta_{\text{C}}(75 \text{ MHz})$  17.8 (CH<sub>3</sub>), 25.8 (CH<sub>3</sub>), 21.6 (CH<sub>3</sub>), 32.1 (CH<sub>2</sub>, CH<sub>2</sub>CH<sub>2</sub>N), 45.8 (CH<sub>2</sub>, CH<sub>2</sub>CH<sub>2</sub>N), 46.0 (CH<sub>2</sub>, CHCH<sub>2</sub>N), 51.6 (CH<sub>3</sub>), 118.9 (CH, CHCH<sub>2</sub>N), 122.9 (CH, CH=CHCO<sub>2</sub>CH<sub>3</sub>), 127.2 (CH, Ar), 129.7 (CH, Ar), 136.8 (C<sup>4</sup>), 137.3 (C<sup>4</sup>), 143.3 (C<sup>4</sup>), 145.3 (CH, CHCO<sub>2</sub>CH<sub>3</sub>), 166.6 (C<sup>4</sup>, CO<sub>2</sub>CH<sub>3</sub>); *m/z* (ES) 374 ([M+Na]<sup>+</sup>, 100%).

### **(3R\*,4S\*)-4-[(Carbomethoxy)methyl]-3-isopropenyl-1-(toluene-4-sulfonyl)piperidine (3) and (3S\*,4S\*)-4-[(carbomethoxy)methyl]-3-isopropenyl-1-(toluene-4-sulfonyl)piperidine (4)**

Ester **2** (50 mg, 0.14 mmol) and diphenylether (2 g) were heated under reflux for 7 h. Removal of the solvent by kugelrohr distillation followed by flash column chromatography (silica; eluent 3:2 petrol:ethyl acetate) gave an inseparable mixture of diastereomeric piperidines **3** and **4** as a colourless oil (60:40 **3**:**4**, 31 mg, 62%); (R<sub>f</sub> = 0.40); data were recorded on the mixture;

$\nu_{\max}(\text{neat})/\text{cm}^{-1}$  2947 (CH), 2928 (CH), 1736 (C=O), 1643 (C=C), 1597 (ArC=C), 1342 (SO<sub>2</sub>), 1157 (SO<sub>2</sub>); due to the complexity of the <sup>1</sup>H NMR spectrum, only selected resonances are reported;  $\delta_{\text{H}}(500 \text{ MHz})$  1.62 (3 H, s, CH<sub>3</sub> major isomer), 1.75 (3 H, s, CH<sub>3</sub> minor isomer), 2.44 (3 H, s, CH<sub>3</sub> major isomer), 2.45 (3 H, s, CH<sub>3</sub> minor isomer), 3.61 (6 H, s, OCH<sub>3</sub> major and minor isomers), 4.51 (1 H, s, C=CHH, minor isomer), 4.77 (1 H, s, C=CHH, major isomer), 4.86 (1 H, s, C=CHH, minor isomer), 4.88 (1 H, s, C=CHH, major isomer);  $\delta_{\text{C}}(125 \text{ MHz})$  20.4 (CH<sub>3</sub>, major isomer), 21.5 (CH<sub>3</sub>, major and minor isomers), 23.0 (CH<sub>3</sub>, minor isomer), 30.7 (CH<sub>2</sub>, major isomer), 31.7 (CH<sub>2</sub>, minor isomer), 35.0 (CH, major and minor isomers), 37.8 (CH<sub>2</sub>, major and minor isomers), 42.0 (CH<sub>2</sub>, minor isomer), 44.1 (CH, minor isomer), 45.6 (CH<sub>2</sub>, minor isomer), 46.3 (CH<sub>2</sub>, major isomer), 48.9 (CH, major isomer), 50.6 (CH<sub>2</sub>, major isomer), 51.5 (CH<sub>3</sub>, major isomer), 51.6 (CH<sub>3</sub>, minor isomer), 111.8 (CH<sub>2</sub>, minor isomer), 114.2 (CH<sub>2</sub>, major isomer), 127.6 (CH, minor isomer), 127.7 (CH, major isomer), 129.6 (CH, major isomer), 129.7 (CH, minor isomer), 133.3 (C<sup>4</sup>, major

isomer), 133.4 (C<sup>4</sup>, minor isomer), 143.5 (C<sup>4</sup>, major and minor isomers), 143.6 (C<sup>4</sup>, major isomer), 144.5 (C<sup>4</sup>, minor isomer), 172.9 (C<sup>4</sup>, major isomer), 173.1 (C<sup>4</sup>, minor isomer); HRMS (ES) 374.1413 ([M+Na]<sup>+</sup>, C<sub>18</sub>H<sub>25</sub>NO<sub>4</sub>NaS requires 374.1402); *m/z* (EI) 351 (M<sup>+</sup>, 8%), 336 (6), 320 (9), 296 (2), 278 (11), 260 (7), 236 (3), 212 (4), 196 (100), 184 (16), 155 (92), 136 (30), 122 (61), 105 (79), 91 (98), 77 (64), 55 (54), 42 (94), 32 (52).

#### **(E)-5-(Toluene-4-sulfonylamino)pent-2-enoic acid methyl ester (5)**

Iron (III) chloride (23 mg, 0.14 mmol) or scandium (III) triflate (70 mg, 0.14 mmol) was added to a solution of ester **2** (100 mg, 0.28 mmol) in CH<sub>2</sub>Cl<sub>2</sub> (10 cm<sup>3</sup>). The resulting mixture was stirred at ambient temperature for 7 h after which it was quenched by careful addition of water (10 cm<sup>3</sup>). The aqueous phase was extracted with diethyl ether (4 x 10 cm<sup>3</sup>) and the combined organic phases were washed with brine (10 cm<sup>3</sup>), dried over MgSO<sub>4</sub> and evaporated *in vacuo* to give the fragmented ester **5** as a yellow oil (62 mg, 78%); (R<sub>f</sub> = 0.25, 3:2 petrol:ethyl acetate); *v*<sub>max</sub>(chloroform)/cm<sup>-1</sup> 1720 (C=O), 1661 (C=C), 1599 (ArC=C), 1332 (SO<sub>2</sub>), 1152 (SO<sub>2</sub>); *δ*<sub>H</sub>(300 MHz) 2.32-2.37 (2 H, m, CH<sub>2</sub>CH<sub>2</sub>N), 2.41 (3 H, s, CH<sub>3</sub>), 3.02-3.09 (2 H, m, CH<sub>2</sub>N), 3.69 (3 H, s, CH<sub>3</sub>), 5.05 (1 H, t, *J* 6.3, NH), 5.78 (1 H, d, *J* 15.8, CHCO<sub>2</sub>CH<sub>3</sub>), 6.77 (1 H, dt, *J* 15.8 and 7.1, CH=CHCO<sub>2</sub>CH<sub>3</sub>), 7.29 (2 H, d, *J* 8.3, Ar CH), 7.72 (2 H, d, *J* 8.3, Ar CH); *δ*<sub>C</sub>(75 MHz) 21.6 (CH<sub>3</sub>), 32.3 (CH<sub>2</sub>, CH<sub>2</sub>CH<sub>2</sub>N), 41.5 (CH<sub>2</sub>, CH<sub>2</sub>N), 51.6 (CH<sub>3</sub>, OCH<sub>3</sub>), 123.5 (CH, CH=CHCO<sub>2</sub>CH<sub>3</sub>), 127.1 (CH, Ar), 129.8 (CH, Ar), 136.7 (C<sup>4</sup>), 143.6 (C<sup>4</sup>), 144.5 (CH, CHCO<sub>2</sub>CH<sub>3</sub>), 166.5 (C<sup>4</sup>, CO<sub>2</sub>CH<sub>3</sub>); HRMS (ES) 306.0782 ([M+Na]<sup>+</sup>, C<sub>13</sub>H<sub>17</sub>NO<sub>4</sub>NaS requires 306.0776); *m/z* (CI) 301 ([M+NH<sub>4</sub>]<sup>+</sup>, 30%), 284 (54), 252 (77), 201 (12), 184 (90), 155 (88), 139 (10), 108 (25), 100 (7), 91 (100), 65 (34).

#### **(E)-5-Aza-8-methyl-5-(p-toluenesulfonyl)-1-(1,3-oxazolidin-2-onyl)dec-1,7-dien-1-one (7)**

A solution of phosphine **6** (4.09 g, 10.50 mmol) in CH<sub>2</sub>Cl<sub>2</sub> (20 mL) was added dropwise to a solution of aldehyde **1** (2.07 g, 7.01 mmol) in CH<sub>2</sub>Cl<sub>2</sub> (20 mL) at ambient temperature. The reaction was stirred for 36 h before concentration *in vacuo* followed by flash column chromatography (silica; eluent 1:1 hexane/ethyl acetate) afforded first the (*Z*)-isomer (R<sub>f</sub> = 0.53) as a colourless oil (0.09 g, 3%), followed by **7** (R<sub>f</sub> = 0.30) as a colourless oil (2.14 g, 75%).

Data for (*Z*)-isomer:

*δ*<sub>H</sub> (500 MHz) 1.60 (3 H, s, CH<sub>3</sub>), 1.62 (3 H, s, CH<sub>3</sub>), 2.41 (3 H, s, CH<sub>3</sub>), 2.85 (2 H, apparent q, *J* 7.2, CH<sub>2</sub>CH<sub>2</sub>N), 3.23 (2 H, t, *J* 7.0, CH<sub>2</sub>CH<sub>2</sub>N), 3.79 (2 H, d, *J* 7.0, NCH<sub>2</sub>CH), 4.03 (2 H, t, *J* 8.1, CH<sub>2</sub>CH<sub>2</sub>O), 4.41 (2 H, t, *J* 8.1, CH<sub>2</sub>O), 4.95 (1 H, t, *J* 7.0, NCH<sub>2</sub>CH), 6.33 (1 H, dt, *J* 11.8, 7.2, CHCH<sub>2</sub>CH<sub>2</sub>N), 7.06 (1 H, d, *J* 11.8, CH=CHCH<sub>2</sub>CH<sub>2</sub>N), 7.27 (2 H, d, *J* 8.2, Ar CH), 7.67 (2 H, d, *J* 8.2, Ar CH); *δ*<sub>C</sub> (125 MHz) 18.1 (CH<sub>3</sub>), 21.8 (CH<sub>3</sub>), 26.1 (CH<sub>3</sub>), 29.4 (CH<sub>2</sub>CH<sub>2</sub>N), 42.8

(CH<sub>2</sub>CH<sub>2</sub>O), 45.9 (CH<sub>2</sub>CH<sub>2</sub>N), 46.4 (NCH<sub>2</sub>CH), 62.3 (CH<sub>2</sub>O), 119.3 (NCH<sub>2</sub>CH), 120.9 (CH=CHCH<sub>2</sub>CH<sub>2</sub>N), 127.6 (CH, Ar), 129.9 (CH, Ar), 137.2 (C<sup>4</sup>), 137.5 (C<sup>4</sup>), 143.4 (C<sup>4</sup>), 147.5 (CHCH<sub>2</sub>CH<sub>2</sub>N), 153.6 (C=O), 165.1 (C=O); *m/z* (ES<sup>+</sup>) 429 (100%, [M+Na]<sup>+</sup>).

Data for **7**:

Found: C 59.53, H 6.38, N 6.93; Required for C<sub>20</sub>H<sub>26</sub>N<sub>2</sub>O<sub>5</sub>S: C 59.09, H 6.45, N 6.89;  $\nu_{\max}$  (film)/cm<sup>-1</sup> 3022 (CH), 2976 (CH), 2924 (CH), 1777 (C=O), 1685 (C=O), 1638 (C=C), 1598 (Ar C=C), 1387 (C-N), 1361 (SO<sub>2</sub>), 1159 (SO<sub>2</sub>);  $\delta_{\text{H}}$  (500 MHz) 1.62 (3 H, s, CH<sub>3</sub>), 1.67 (3 H, s, CH<sub>3</sub>), 2.42 (3 H, s, CH<sub>3</sub>), 2.52 (2 H, apparent q, *J* 7.1, CH<sub>2</sub>CH<sub>2</sub>N), 3.22 (2 H, t, *J* 7.5, CH<sub>2</sub>CH<sub>2</sub>N), 3.79 (2 H, d, *J* 6.9, NCH<sub>2</sub>CH), 4.05 (2 H, t, *J* 8.0, CH<sub>2</sub>CH<sub>2</sub>O), 4.42 (2 H, t, *J* 8.0, CH<sub>2</sub>O), 4.98-5.04 (1 H, t, *J* 7.2, NCH<sub>2</sub>CH), 7.03 (1 H, dt, *J* 15.4, 7.1, CHCH<sub>2</sub>CH<sub>2</sub>N), 7.21 (1 H, d, *J* 15.4, CH=CHCH<sub>2</sub>CH<sub>2</sub>N), 7.30 (2 H, d, *J* 8.2, Ar CH), 7.68 (2 H, d, *J* 8.2, Ar CH);  $\delta_{\text{C}}$  (125 MHz) 18.0 (CH<sub>3</sub>), 21.7 (CH<sub>3</sub>), 25.9 (CH<sub>3</sub>), 32.5 (CH<sub>2</sub>CH<sub>2</sub>N), 42.9 (CH<sub>2</sub>CH<sub>2</sub>O), 46.0 (CH<sub>2</sub>CH<sub>2</sub>N), 46.0 (NCH<sub>2</sub>CH), 62.4 (CH<sub>2</sub>O), 119.0 (NCH<sub>2</sub>CH), 122.0 (CH=CHCH<sub>2</sub>CH<sub>2</sub>N), 127.3 (CH, Ar), 129.9 (CH, Ar), 137.1 (C<sup>4</sup>), 137.5 (C<sup>4</sup>), 143.4 (C<sup>4</sup>), 147.0 (CHCH<sub>2</sub>CH<sub>2</sub>N), 153.7 (C=O), 164.8 (C=O); *m/z* (ES<sup>+</sup>) 445.2 (15%, [M+K]<sup>+</sup>), 430.1 (25%), 429.1 (100%, [M+Na]<sup>+</sup>); HRMS (ES<sup>+</sup>) Found: 429.1450, required for C<sub>20</sub>H<sub>26</sub>N<sub>2</sub>O<sub>5</sub>SNa: 429.1460.

**(3*S*\*,4*S*\*)-4-[(1,3-Oxazolidin-2-onyl)-3-acetyl]-3-isopropenyl-1-(*p*-toluenesulfonyl)piperidine (8), (3*R*\*,4*S*\*)-4-[(1,3-oxazolidin-2-onyl)-3-acetyl]-3-isopropenyl-1-(*p*-toluenesulfonyl)piperidine (9) and (1*R*\*,6*S*\*)-8-aza-5,5-dimethyl-4-oxa-8-(*p*-toluenesulfonyl)bicyclo[4.4.0]decan-3-one (10)**

MeAlCl<sub>2</sub> (1 M solution in hexanes, 185  $\mu$ L, 0.19 mmol) was added dropwise to a solution of oxazolidinone **7** (75 mg, 0.18 mmol), in CH<sub>2</sub>Cl<sub>2</sub> (10 mL) at ambient temperature. The reaction was stirred for 18 h before pouring into water (10 mL). The aqueous phase was extracted with CH<sub>2</sub>Cl<sub>2</sub> (4  $\times$  10 mL) and the organic extracts washed with brine (10 mL), dried over MgSO<sub>4</sub> and concentrated *in vacuo* to give a colourless oil which was purified by flash column chromatography (silica; eluent 1:1 hexane/ethyl acetate) to afford a colourless oil (60 mg) containing an inseparable 2:4:1 mixture of *trans* and *cis* piperidines **8** and **9** and lactone **10** (*R*<sub>f</sub> = 0.46) respectively. Further purification of a sample of this mixture by semi-preparative HPLC (water/acetonitrile gradient; 100% water to 100% acetonitrile over 100 min) allowed separation of the three components.

Data for **10**:

Analytical HPLC (1:1 water/acetonitrile over 40 min); *t*<sub>r</sub> = 9.00 min; mp 180-182 °C (from hexane/ethyl acetate); Found: C 60.50, H 7.03, N 4.11; Required for C<sub>17</sub>H<sub>23</sub>NO<sub>4</sub>S: C 60.51, H 6.87,

N 4.15;  $\nu_{\max}$  (film)/ $\text{cm}^{-1}$  3022 (CH), 2985 (CH), 2930 (CH), 1725 (C=O), 1598 (Ar C=C), 1463 (Ar C=C), 1342 (SO<sub>2</sub>), 1162 (SO<sub>2</sub>), 1115 (C-O);  $\delta_{\text{H}}$  (400 MHz) 1.19 (3 H, s, CH<sub>3</sub>), 1.32-1.45 (1 H, m, CHHCH<sub>2</sub>N), 1.47 (3 H, s, CH<sub>3</sub>), 1.62-1.87 (3 H, env, CHHCH<sub>2</sub>N, CHCH<sub>2</sub>CH<sub>2</sub>N, NCH<sub>2</sub>CH), 1.98-2.13 (2 H, env, NCHHCH and CHH(CO)O), 2.67 (1 H, td, *J* 12.3, 2.6, CH<sub>2</sub>CHHN), 2.44 (3 H, s, CH<sub>3</sub>), 2.66 (1 H, dd B of ABX *J* 18.1, 5.4, CHH(CO)O), 3.82-3.91 (2 H, env, CH<sub>2</sub>CHHN and NCHHCH), 7.34 (2 H, d, *J* 8.2, Ar CH), 7.64 (2 H, d, *J* 8.2, Ar CH);  $\delta_{\text{C}}$  (100 MHz) 21.9 (CH<sub>3</sub>), 24.0 (CH<sub>3</sub>), 28.9 (CH<sub>3</sub>), 30.9 (CHCH<sub>2</sub>CH<sub>2</sub>N), 31.9 (CH<sub>2</sub>CH<sub>2</sub>N), 36.2 (CH<sub>2</sub>(CO)O), 45.9 (NCH<sub>2</sub>CH) 46.2 (CH<sub>2</sub>CH<sub>2</sub>N), 47.4 (NCH<sub>2</sub>CH), 83.6 (C<sup>4</sup>), 127.9 (CH, Ar), 130.2 (CH, Ar), 133.7 (C<sup>4</sup>), 144.3 (C<sup>4</sup>), 169.6 (C=O); *m/z* (ES<sup>+</sup>) 392.1 (40%, [M+Na+MeOH]<sup>+</sup>), 360.0 (100%, [M+Na]<sup>+</sup>); HRMS (ES<sup>+</sup>) Found: 360.1249, required for C<sub>17</sub>H<sub>23</sub>NO<sub>4</sub>SNa: 360.1245.

#### Data for 9:

Analytical HPLC (1:1 water/acetonitrile over 40 min); *t<sub>r</sub>* = 17.76 min; mp 86-89 °C (from hexane/ethyl acetate);  $\nu_{\max}$  (film)/ $\text{cm}^{-1}$  2922 (CH), 2852 (CH), 1778 (C=O), 1697 (C=O), 1598 (Ar C=C), 1443 (Ar C=C), 1389 (C-N), 1339 (SO<sub>2</sub>), 1224 (C-O), 1162 (SO<sub>2</sub>);  $\delta_{\text{H}}$  (400 MHz) 1.68-1.79 (4 H, env including 1.76 (3 H, s, CH<sub>3</sub>) and CHHCH<sub>2</sub>N), 1.82-1.93 (1 H, m, CHHCH<sub>2</sub>N), 2.41-2.50 (4 H, env including 2.44 (3 H, s, CH<sub>3</sub>) and NCH<sub>2</sub>CH), 2.55-2.77 (4 H, env, CHCH<sub>2</sub>CH<sub>2</sub>N, CH<sub>2</sub>HCHHN, NCHHCH and CHH(CO)N), 2.80 (1 H, dd B of ABX, *J* 16.7, 4.0, CHH(CO)N), 3.34-3.42 (1 H, m, CH<sub>2</sub>CHHN), 3.43-3.50 (1 H, m, NCHHCH), 3.89-4.02 (2 H, m, CH<sub>2</sub>CH<sub>2</sub>O), 4.37 (2 H, t, *J* 8.1, CH<sub>2</sub>O), 4.55 (1 H, s, C=CHH), 4.86 (1 H, s, C=CHH), 7.33 (2 H, d, *J* 8.1, Ar CH), 7.65 (2 H, d, *J* 8.1, Ar CH);  $\delta_{\text{C}}$  (100 MHz) 21.9 (CH<sub>3</sub>), 23.5 (CH<sub>3</sub>), 29.2 (CH<sub>2</sub>CH<sub>2</sub>N), 30.1 (CHCH<sub>2</sub>CH<sub>2</sub>N), 32.9 (CH<sub>2</sub>(CO)N), 42.7 (CH<sub>2</sub>CH<sub>2</sub>N), 42.9 (CH<sub>2</sub>CH<sub>2</sub>O), 44.7 (NCH<sub>2</sub>CH), 46.3 (NCH<sub>2</sub>CH), 62.3 (CH<sub>2</sub>O), 112.2 (C=CH<sub>2</sub>), 127.9 (CH, Ar), 130.1 (CH, Ar), 134.0 (C<sup>4</sup>), 143.9 (C<sup>4</sup>), 145.1 (C<sup>4</sup>), 153.7 (C=O), 172.7 (C=O); *m/z* (ES<sup>+</sup>) 430.1 (29%), 429.0 (100%, [M+Na]<sup>+</sup>); HRMS (ES<sup>+</sup>) Found: 429.1450, required for C<sub>20</sub>H<sub>26</sub>N<sub>2</sub>O<sub>5</sub>SNa: 429.1460.

#### Data for the 8:

Analytical HPLC (1:1 water/acetonitrile over 40 min); *t<sub>r</sub>* = 19.11 min; mp 147-149 °C (from hexane/ethyl acetate); Found: C 59.21, H 6.46, N 6.61; Required for C<sub>20</sub>H<sub>26</sub>N<sub>2</sub>O<sub>5</sub>S: C 59.09, H 6.45, N 6.89;  $\nu_{\max}$  (film)/ $\text{cm}^{-1}$  3021 (CH), 2923 (CH), 2852 (CH), 1781 (C=O), 1699 (C=O), 1646 (C=C), 1599 (Ar C=C), 1480 (Ar C=C), 1389 (C-N), 1340 (SO<sub>2</sub>), 1216 (C-O), 1163 (SO<sub>2</sub>);  $\delta_{\text{H}}$  (400 MHz) 1.31-1.45 (1 H, m, CHHCH<sub>2</sub>N), 1.64 (3 H, s, CH<sub>3</sub>), 1.85-1.98 (2 H, env, CHHCH<sub>2</sub>N and CHCH<sub>2</sub>CH<sub>2</sub>N), 2.07-2.19 (2 H, env, NCH<sub>2</sub>CH and NCHHCH), 2.27 (1 H, td, *J* 12.0, 2.1, CH<sub>2</sub>CHHN), 2.44 (3 H, s, CH<sub>3</sub>), 2.69 (1 H, dd A of ABX, *J* 17.6, 9.4, CHH(CO)N), 2.97 (1 H, dd B of ABX, *J* 17.6, 3.2, CHH(CO)N), 3.72 (1 H, dd, *J* 7.5, 1.8, NCHHCH), 3.75-3.83 (1 H, m, CH<sub>2</sub>CHHN), 3.89-4.02 (2 H, m, CH<sub>2</sub>CH<sub>2</sub>O), 4.37 (2 H, t, *J* 8.1, CH<sub>2</sub>O), 4.79 (1 H, s, C=CHH), 4.87

(1 H, s, C=CHH), 7.32 (2 H, d,  $J$  7.9, Ar CH), 7.62 (2 H, d,  $J$  7.9, Ar CH);  $\delta_C$  (100 MHz) 20.9 (CH<sub>3</sub>), 21.9 (CH<sub>3</sub>), 31.2 (CH<sub>2</sub>CH<sub>2</sub>N), 34.4 (CHCH<sub>2</sub>CH<sub>2</sub>N), 38.9 (CH<sub>2</sub>(CO)N), 42.8 (CH<sub>2</sub>CH<sub>2</sub>O), 46.6 (CH<sub>2</sub>CH<sub>2</sub>N), 49.2 (NCH<sub>2</sub>CH), 51.0 (NCH<sub>2</sub>CH), 62.3 (CH<sub>2</sub>O), 114.5 (C=CH<sub>2</sub>), 128.0 (CH, Ar), 130.0 (CH, Ar), 133.6 (C<sup>4</sup>), 143.8 (C<sup>4</sup>), 144.1 (C<sup>4</sup>), 153.7 (C=O), 172.5 (C=O);  $m/z$  (ES<sup>+</sup>) 430.1 (25%), 429.1 (100%, [M+Na]<sup>+</sup>); HRMS (ES<sup>+</sup>) Found: 429.1452, required for C<sub>20</sub>H<sub>26</sub>N<sub>2</sub>O<sub>5</sub>SNa: 429.1460.

**(1E,7E)-5-aza-5-(*p*-toluenesulfonyl)-1-(1,3-oxazolidin-2-onyl)dec-1,7-dien-1-one 11**

Oxazolidinone **11** was prepared as for **7** from a 5:1 mixture of (*E*) and (*Z*) crotyl aldehydes **15** and **16** (0.96 g, 3.42 mmol) and Wittig reagent **6** (2.00 g, 5.14 mmol). Aqueous work up followed by flash column chromatography (silica; eluent 2:1 hexane/ethyl acetate) afforded the *title compound* ( $R_f$  = 0.31) as a colourless crystalline solid containing a 3:1 inseparable mixture of (*E*) and (*Z*) crotyl isomers (0.82 g, 62%).

Data for a 3:1 mixture of **11** and **13**:

mp 85-88 °C (from hexane/ethyl acetate); Found: C 58.11, H 5.96, N 6.92; Required for C<sub>19</sub>H<sub>24</sub>N<sub>2</sub>O<sub>5</sub>S: C 58.15, H 6.16, N 7.14;  $\nu_{\max}$  (film)/cm<sup>-1</sup> 3024 (CH), 2922 (CH), 2858 (CH), 1777 (C=O), 1684 (C=O), 1638 (C=C), 1598 (Ar C=C), 1479 (Ar C=C), 1451 (Ar C=C), 1387 (C-N), 1361 (SO<sub>2</sub>), 1160 (SO<sub>2</sub>);  $\delta_H$  (300 MHz) 1.56-1.71 (3 H major isomer and 3 H minor isomer, env including 1.63 (3 H, d,  $J$  6.3, CH<sub>3</sub>, major isomer) and CH<sub>3</sub> minor isomer), 2.41 (3 H major isomer and 3 H minor isomer, s, CH<sub>3</sub>, major and minor isomers), 2.44-2.58 (2 H major isomer and 2 H minor isomer, env, CH<sub>2</sub>CH<sub>2</sub>N, major and minor isomers), 3.22 (2 H major isomer and 2 H minor isomer, t,  $J$  7.4, CH<sub>2</sub>CH<sub>2</sub>N, major and minor isomers), 3.71 (2 H, d,  $J$  6.8, NCH<sub>2</sub>CH, major isomer), 3.84 (2 H, d,  $J$  6.8, NCH<sub>2</sub>CH, minor isomer), 4.04 (2 H major isomer and 2 H minor isomer, t,  $J$  7.9, CH<sub>2</sub>CH<sub>2</sub>O, major and minor isomers), 4.41 (2 H major isomer and 2 H minor isomer, t,  $J$  7.9, CH<sub>2</sub>O, major and minor isomers), 5.14-5.34 (1 H major isomer and 1 H minor isomer, m, CHCH<sub>3</sub>, major and minor isomers), 5.50-5.69 (1 H major isomer and 1 H minor isomer, m, NCH<sub>2</sub>CH, major and minor isomers), 6.93-7.10 (1 H major isomer and 1 H minor isomer, m, CHCH<sub>2</sub>CH<sub>2</sub>N, major and minor isomers), 7.15-7.37 (3 H major isomer and 3 H minor isomer, env including 7.28 (2 H major isomer and 2 H minor isomer, d,  $J$  8.1, Ar CH, major and minor isomers) and CH=CHCH<sub>2</sub>CH<sub>2</sub>N, major and minor isomers), 7.66 (2 H major isomer and 2 H minor isomer, d,  $J$  8.1, Ar CH, major and minor isomers);  $\delta_C$  (75 MHz) 13.2 (CH<sub>3</sub>, minor isomer), 17.9 (CH<sub>3</sub>, major isomer), 21.8 (CH<sub>3</sub>, major and minor isomers), 32.3 (CH<sub>2</sub>CH<sub>2</sub>N, major and minor isomers), 42.9 (CH<sub>2</sub>CH<sub>2</sub>O, major and minor isomers), 44.8 (CH<sub>2</sub>, major isomer), 45.7 (CH<sub>2</sub>, minor isomer), 46.1 (CH<sub>2</sub>, minor isomer), 50.6 (CH<sub>2</sub>, major isomer), 62.4 (CH<sub>2</sub>O, major and minor isomers), 122.0

( $CH=CHCH_2CH_2N$ , major isomer), 122.1 ( $CH=CHCH_2CH_2N$ , minor isomer), 124.9 (CH, minor isomer), 125.7 (CH, major isomer), 127.4 (CH, Ar, major and minor isomers), 129.2 (CH, minor isomer), 130.0 (CH, Ar, major and minor isomers), 131.1 (CH, major isomer), 137.0 ( $C^4$ , major and minor isomers), 143.6 ( $C^4$ , major and minor isomers), 147.0 ( $CHCH_2CH_2N$ , minor isomer), 147.2 ( $CHCH_2CH_2N$ , major isomer), 153.7 (C=O, major and minor isomers), 164.9 (C=O, major and minor isomers);  $m/z$  ( $ES^+$ ) 415.1 (100%,  $[M+Na]^+$ ); HRMS ( $ES^+$ ) Found: 415.1296, required for  $C_{19}H_{24}N_2O_5SNa$ : 415.1304.

**(1E,7Z)-5-Aza-5-(p-toluenesulfonyl)-1-(1,3-oxazolidin-2-onyl)dec-1,7-dien-1-one 13**

Oxazolidinone **13** was prepared as for **7** from a 1:6 mixture of (*E*) and (*Z*) crotyl aldehydes **15** and **16** (0.42 g, 1.49 mmol) and phosphine **6** (0.87 g, 2.23 mmol). Aqueous work up followed by flash column chromatography (silica; eluent 2:1 hexane/ethyl acetate) afforded the *title compound* ( $R_f = 0.33$ ) as a colourless oil (0.42 g, 72%) containing a 1:7 mixture of (*E*) and (*Z*) crotyl isomers; Found: C 58.05, H 6.32, N 7.13; Required for  $C_{19}H_{24}N_2O_5S$ : C 58.15, H 6.16, N 7.14;  $\nu_{max}$  (film)/ $cm^{-1}$  3020 (CH), 2983 (CH), 1778 (C=O), 1686 (C=O), 1638 (C=C), 1593 (Ar C=C), 1483 (Ar C=C), 1438 (Ar C=C), 1387 (C-N), 1362 ( $SO_2$ ), 1216 (C-O), 1160 ( $SO_2$ );  $\delta_H$  (300 MHz) 1.53-1.69 (3 H major isomer and 3 H minor isomer, env including 1.62 (3 H, d,  $J$  6.6,  $CH_3$  major isomer) and  $CH_3$  minor isomer), 2.42 (3 H major isomer and 3 H minor isomer, s,  $CH_3$ , major and minor isomers), 2.53 (2 H major isomer and 2 H minor isomer, apparent q,  $J$  7.1,  $CH_2CH_2N$ , major and minor isomers), 3.23 (2 H major isomer and 2 H minor isomer, t,  $J$  7.4,  $CH_2CH_2N$ , major and minor isomers), 3.72 (2 H, d,  $J$  6.8,  $NCH_2CH$ , minor isomer), 3.85 (2 H, d,  $J$  6.8,  $NCH_2CH$ , minor isomer), 4.05 (2 H major isomer and 2 H minor isomer, t,  $J$  7.9,  $CH_2CH_2O$ , major and minor isomers), 4.42 (2 H major isomer and 2 H minor isomer, t,  $J$  7.9,  $CH_2O$ , major and minor isomers), 5.17-5.33 (1 H major isomer and 1 H minor isomer, m,  $CHCH_3$ , major and minor isomers), 5.52-5.71 (1 H major isomer and 1 H minor isomer, m,  $NCH_2CH$ , major and minor isomers), 6.95-7.11 (1 H major isomer and 1 H minor isomer,  $CHCH_2CH_2N$ , major and minor isomers), 7.16-7.38 (3 H major isomer and 3 H minor isomer, env including 7.29 (2 H major isomer and 2 H minor isomer, d,  $J$  8.1, Ar CH, major and minor isomers) and  $CH=CHCH_2CH_2N$ , major and minor isomers), 7.69 (2 H major isomer and 2 H minor isomer, d,  $J$  8.1, Ar CH, major and minor isomers);  $\delta_C$  (75 MHz) 13.2 ( $CH_3$ , major isomer), 18.0 ( $CH_3$ , minor isomer), 21.9 ( $CH_3$ , major and minor isomers), 32.6 ( $CH_2CH_2N$ , major and minor isomers), 43.0 ( $CH_2CH_2O$ , major and minor isomers), 44.9 ( $CH_2$ , major isomer), 45.8 ( $CH_2$ , minor isomer), 46.1 ( $CH_2$ , major isomer), 50.7 ( $CH_2$ , minor isomer), 62.4 ( $CH_2O$ , major and minor isomers), 122.0 ( $CH=CHCH_2CH_2N$ , minor isomer), 122.1 ( $CH=CHCH_2CH_2N$ , major isomer), 125.0 (CH, major isomer), 125.8 (CH, minor isomer), 127.5 (CH, Ar, major and minor isomers), 129.3 (CH, major isomer), 130.1 (CH, Ar, major and minor), 131.1 (CH, minor isomer), 137.1 ( $C^4$ , major and minor isomers), 143.7 ( $C^4$ , major and minor

isomers), 147.2 (*CHCH*<sub>2</sub>*CH*<sub>2</sub>*N*, major and minor isomers), 153.8 (C=O, major and minor isomers), 165.0 (C=O, major and minor isomers); *m/z* (ES<sup>+</sup>) 415.1 (100%, [M+Na]<sup>+</sup>); HRMS (ES<sup>+</sup>) Found: 415.1315, required for C<sub>19</sub>H<sub>24</sub>N<sub>2</sub>O<sub>5</sub>SNa: 415.1304.

**(3*S*\*,4*S*\*)-4-[(1,3-Oxazolidin-2-onyl)-3-acetyl]-3-vinyl-1-(*p*-toluenesulfonyl)piperidine (12),**  
**(3*R*\*,4*S*\*)-4-[(1,3-oxazolidin-2-onyl)-3-acetyl]-3-vinyl-1-(*p*-toluenesulfonyl)piperidine (14),**  
**(1*R*\*,5*R*\*,6*S*\*)-8-aza-5-methyl-4-oxa-8-(*p*-toluenesulfonyl)bicyclo[4.4.0]decan-3-one (17) and**  
**(1*R*\*,5*S*\*,6*S*\*)-8-aza-5-methyl-4-oxa-8-(*p*-toluenesulfonyl)bicyclo[4.4.0]decan-3-one (18)**

Lewis acid-catalysed cyclisation of a 3:1 mixture of **11** and **13**:

MeAlCl<sub>2</sub> (1 M solution in hexanes, 255  $\mu$ L, 0.255 mmol) was added dropwise to a solution of a 3:1 mixture of (*E*) and (*Z*) oxazolidinones **11** and **13** (100 mg, 2.55 mmol) in CH<sub>2</sub>Cl<sub>2</sub> (10 mL) in an Ace tube under argon at ambient temperature. The Ace tube was sealed and heated to 60 °C for 18 h. The reaction mixture was allowed to cool before pouring into a saturated solution of Rochelle's salt (20 mL). The aqueous phase was extracted with CH<sub>2</sub>Cl<sub>2</sub> (4  $\times$  20 mL) and the combined organic extracts washed with brine (20 mL), dried over MgSO<sub>4</sub> and concentrated *in vacuo* before purification by flash column chromatography (silica; eluent 1:1 hexane/ethyl acetate) afforded a pale yellow oil (76 mg) containing a complex mixture of products (*R*<sub>f</sub> = 0.25) from which small amounts of a 1:2 inseparable mixture of *trans* and *cis* piperidines **12** and **14** and a 10:1 inseparable mixture of lactones **17** and **18** were isolated *via* semi-preparative HPLC (7:3 water/acetonitrile over 190 min).

Lewis acid-catalysed cyclisation of a 1:7 mixture of **11** and **13**:

The cyclisation of a 1:7 mixture of (*E*) and (*Z*) crotyl oxazolidinones **11** and **13** (147 mg, 0.375 mmol) was performed as for the 6:1 (*E*):(*Z*) mixture with MeAlCl<sub>2</sub> (1 M solution in hexanes, 375  $\mu$ L, 0.375 mmol). Aqueous work-up followed by flash column chromatography afforded a complex mixture of products (11 mg). Analytical HPLC (7:3 water/acetonitrile over 180 min) indicated a 2:4:3 mixture of *trans* and *cis* piperidines **12** and **14**, and a mixture of Diels-Alder products **17** and **18** in an undetermined ratio.

Data recorded on a 1:2 mixture of piperidines **12** and **14**:

Analytical HPLC (7:3 water/acetonitrile over 180 min); *t*<sub>r</sub> = 123.33 min, 136.47 min; Found: C 58.16, H 6.32, N 6.93; Required for C<sub>19</sub>H<sub>24</sub>N<sub>2</sub>O<sub>5</sub>S: C 58.15, H 6.16, N 7.14;  $\nu_{\max}$  (film)/cm<sup>-1</sup> 2961 (CH), 2920 (CH), 2851 (CH), 1778 (C=O), 1696 (C=O), 1671 (C=C), 1598 (Ar C=C), 1443 (Ar C=C), 1388 (SO<sub>2</sub>), 1162 (SO<sub>2</sub>);  $\delta_{\text{H}}$  (500 MHz) 1.40 (1 H, m, *CHHCH*<sub>2</sub>*N*, minor isomer), 1.57-1.67 (2 H, m, *CH*<sub>2</sub>*CH*<sub>2</sub>*N*, major isomer), 1.69-1.79 (1 H, m, *CHCH*<sub>2</sub>*CH*<sub>2</sub>*N*, minor isomer), 1.83-1.89 (1

H, m,  $CHHCH_2N$ , minor isomer), 1.99-2.08 (1 H major isomer and 1 H minor isomer, env including 2.04 (1 H, t, A of ABX,  $J$  11.2,  $NCHHCH$ , minor isomer) and  $CHCH_2CH_2N$ , major isomer), 2.11-2.20 (1 H, m,  $NCH_2CH$ , minor isomer), 2.26 (1 H, td,  $J$  12.0, 2.2,  $CH_2CHHN$ , minor isomer), 2.37-2.47 (4 H major isomer and 3 H minor isomer, env including 2.43 (6 H major isomer and 6 H minor isomer, s,  $CH_3$ , major and minor isomers) and  $CH_2CHHN$  major isomer), 2.48-2.53 (1 H, m,  $NCH_2CH$ , major isomer), 2.56 (1 H, dd,  $J$  11.4, 2.9,  $NCHHCH$ , major isomer), 2.61-2.71 (1 H major isomer and 1 H minor isomer, env,  $CHH(CO)N$ , major isomer and minor isomers), 2.91 (1 H, dd B of ABX,  $J$  17.2, 6.6,  $CHH(CO)N$ , major isomer), 3.11 (1 H, dd B of ABX,  $J$  17.3, 3.6,  $CHH(CO)N$ , minor isomer), 3.57-3.62 (1 H, m,  $NCHHCH$ , major isomer), 3.66-3.73 (1 H major isomer and 1 H minor isomer, env,  $CH_2CHHN$ , major isomer and  $NCHHCH$ , minor isomer), 3.75-3.81 (1 H,  $CH_2CHHN$ , minor isomer), 3.96 (2 H major isomer and 2 H minor isomer, t,  $J$  8.1,  $CH_2CH_2O$ , major and minor isomers), 4.38 (2 H major isomer and 2 H minor isomer, t,  $J$  8.1,  $CH_2O$ , major and minor isomers), 5.09-5.22 (2 H major isomer and 2 H minor isomer, env,  $CH=CH_2$ , major and minor isomers), 5.43 (1 H, dt,  $J$  16.7, 9.5,  $CH=CH_2$ , minor isomer), 6.01 (1 H, dt,  $J$  17.1, 9.6,  $CH=CH_2$ , major isomer), 7.32 (2 H major isomer and 2 H minor isomer, d,  $J$  8.1, Ar CH, major and minor isomers), 7.62 (2 H major and 2 H minor, d,  $J$  8.1, Ar CH, major and minor isomers);  $\delta_c$  (125 MHz) 21.9 ( $CH_3$ , major and minor isomers), 27.4 ( $CH_2CH_2N$ , major isomer), 30.9 ( $CH_2CH_2N$ , minor isomer), 34.5 ( $CHCH_2CH_2N$ , major isomer), 35.9 ( $CHCH_2CH_2N$ , minor isomer), 38.4 ( $CH_2(CO)N$  major isomer), 39.1 ( $CH_2(CO)N$ , minor isomer), 42.0 ( $NCH_2CH$ , major isomer), 42.8 ( $CH_2CH_2O$ , major isomer), 42.9 ( $CH_2CH_2O$ , minor isomer), 46.46 ( $NCH_2CH$ , minor isomer), 46.52 ( $CH_2CH_2N$ , major isomer), 46.53 ( $CH_2CH_2N$ , minor isomer), 51.0 ( $NCH_2CH$ , major isomer), 51.2 ( $NCH_2CH$ , minor isomer), 62.3 ( $CH_2O$ , major and minor isomers), 118.7 ( $C=CH_2$ , major isomer), 119.0 ( $C=CH_2$ , minor isomer), 128.0 (CH, Ar, major and minor isomers), 130.0 (CH, Ar, major and minor isomers), 133.4 ( $C^4$ , major and minor isomers), 135.3 ( $CH=CH_2$ , major isomer), 137.7 ( $CH=CH_2$ , minor isomer), 143.8 ( $C^4$ , major isomer), 143.9 ( $C^4$ , minor isomer), 153.7 ( $C=O$ , major and minor isomers), 172.3 ( $C=O$ , major isomer), 172.5 ( $C=O$ , minor isomer);  $m/z$  ( $ES^+$ ) 415.3 (100%,  $[M+Na]^+$ ); HRMS ( $ES^+$ ) Found: 415.1293, required for  $C_{19}H_{24}N_2O_5SNa$ : 415.1304.

Data recorded on a 10:1 mixture of lactones **17** and **18**:

Analytical HPLC (7:3 water/acetonitrile over 180 min);  $t_r$  = 36.23 min; mp 176-179 °C (from hexane/ethyl acetate);  $\nu_{max}$  (film)/ $cm^{-1}$  2982 (CH), 2931 (CH), 2862 (CH), 1727 (C=O), 1598 (Ar C=C), 1451 (Ar C=C), 1330 ( $SO_2$ ), 1158 ( $SO_2$ ), 1116 (CO); NMR data reported for major isomer only:  $\delta_H$  (300 MHz) 1.30-1.64 (5 H, env including 1.38 (3 H, d,  $J$  6.3,  $CH_3CH$ ),  $NCH_2CH$  and  $CHHCH_2N$ ), 1.66-1.86 (2 H, m,  $CHCH_2CH_2N$  and  $CHHCH_2N$ ), 1.90 (1 H, t,  $J$ , 11.0,  $NCHHCH$ ), 2.12 (1 H, dd A of ABX,  $J$  18.0, 11.4,  $CHH(CO)O$ ), 2.23 (1 H, td,  $J$  12.1, 2.6,  $CH_2CHHN$ ), 2.43 (3



H, s, CH<sub>3</sub>), 2.69 (1 H, dd B of ABX, *J* 18.0, 4.4, CHH(CO)O), 3.82-3.94 (2 H, m, CH<sub>2</sub>CH<sub>2</sub>N and NCH<sub>2</sub>CH), 3.96-4.09 (1 H, m, NCH<sub>2</sub>CHCH), 7.33 (2 H, d, *J* 8.1, Ar CH), 7.63 (2 H, d, *J* 8.1, Ar CH); δ<sub>C</sub> (75 MHz) 20.5 (CH<sub>3</sub>), 21.9 (CH<sub>3</sub>), 31.1 (CH<sub>2</sub>CH<sub>2</sub>N), 34.7 (CHCH<sub>2</sub>CH<sub>2</sub>N), 36.4 (CH<sub>2</sub>(CO)O), 43.0 (NCH<sub>2</sub>CH), 46.1 (CH<sub>2</sub>CH<sub>2</sub>N), 47.5 (NCH<sub>2</sub>CH), 79.1 (NCH<sub>2</sub>CHCH), 127.9 (CH, Ar), 130.2 (CH, Ar), 133.4 (C<sup>4</sup>), 144.3 (C<sup>4</sup>), 169.5 (C=O); *m/z* (ES<sup>+</sup>) 346.2 (100%, [M+Na]<sup>+</sup>); HRMS (ES<sup>+</sup>) Found: 346.1090, required for C<sub>16</sub>H<sub>21</sub>NO<sub>4</sub>SNa: 346.1089.

### **{3-[N-(3-Methylbut-2-enyl)-N-(toluene-4-sulfonyl)amino]propyl}-triphenylphosphonium bromide (24)**

Triphenylphosphine (0.87 g, 3.33 mmol) was added to a solution of bromide **23** (1.0 g, 2.78 mmol) in acetonitrile (20 cm<sup>3</sup>). The resulting mixture was heated under reflux for 48 h using a condenser fitted with a CaCl<sub>2</sub> drying tube. Removal of the solvent *in vacuo* gave a viscous colourless oil that was triturated with diethyl ether (5 x 20 cm<sup>3</sup>) and dried under high vacuum to give phosphonium bromide salt **24** as a white crystalline solid that was not further purified (1.52 g, 87%); the product decomposed on heating above 150 °C so an accurate melting point could not be determined; δ<sub>H</sub>(300 MHz; DMSO) 1.45 (3 H, s, CH<sub>3</sub>), 1.52 (3 H, s, CH<sub>3</sub>), 1.58-1.74 (2 H, m, CH<sub>2</sub>CH<sub>2</sub>N), 2.38 (3 H, s, CH<sub>3</sub>), 3.13-3.22 (2 H, m, CH<sub>2</sub>CH<sub>2</sub>N), 3.49-3.59 (2 H, m, CH<sub>2</sub>CH<sub>2</sub>CH<sub>2</sub>N), 3.65-3.72 (2 H, m, CHCH<sub>2</sub>N), 4.86-4.94 (1 H, m, CHCH<sub>2</sub>N), 7.38 (2 H, d, *J* 7.7, Ar CH), 7.62 (2 H, d, *J* 7.7, Ar CH), 7.73-7.85 (12 H, m, Ar CH), 7.88-7.97 (3 H, m, Ar CH); δ<sub>C</sub>(75 MHz; DMSO) 17.9 (CH<sub>3</sub>), 18.5 (CH<sub>2</sub>, d, <sup>1</sup>J<sub>C-P</sub> 51.9, CH<sub>2</sub>CH<sub>2</sub>CH<sub>2</sub>N), 21.4 (CH<sub>3</sub>), 21.9 (CH<sub>2</sub>, d, <sup>2</sup>J<sub>C-P</sub>, 3.0, CH<sub>2</sub>CH<sub>2</sub>N), 25.8 (CH<sub>3</sub>), 46.1 (CH<sub>2</sub>, CHCH<sub>2</sub>N), 47.5 (CH<sub>2</sub>, d, <sup>3</sup>J<sub>C-P</sub> 21.0, CH<sub>2</sub>CH<sub>2</sub>N), 118.6 (C<sup>4</sup>, d, <sup>1</sup>J<sub>C-P</sub> 86.2), 119.3 (CH, CHCH<sub>2</sub>N), 127.2 (CH, Ar), 130.2 (CH, Ar), 130.7 (CH, d, <sup>3</sup>J<sub>C-P</sub> 12.4, Ar), 133.9 (CH, d, <sup>2</sup>J<sub>C-P</sub> 10.3, Ar), 135.4 (CH, d, <sup>4</sup>J<sub>C-P</sub> 3.1, Ar), 136.8 (C<sup>4</sup>), 136.9 (C<sup>4</sup>), 143.6 (C<sup>4</sup>); δ<sub>P</sub>(121 MHz; DMSO) 25.37 (P<sup>4</sup>, s); HRMS (ES) 542.2274 (M<sup>+</sup>, C<sub>33</sub>H<sub>37</sub>NO<sub>2</sub>PS requires 542.2283); *m/z* (ES) 542 (M<sup>+</sup>, 100%).

### **2-{3-[N-(3-Methylbut-2-enyl)-N-(toluene-4-sulfonyl)amino]propylidene}malonic acid diethyl ester (25) and 2,5-bis-ethoxycarbonyl-5-hydroxy-4-{[N-(3-methylbut-2-enyl)-N-(toluene-4-sulfonyl)amino]methyl}hex-2-enedioic acid diethyl ester (26)**

NaHMDS (1 M soln. in THF, 0.32 cm<sup>3</sup>, 0.32 mmol) was added dropwise to a solution of phosphonium bromide **24** (200 mg, 0.32 mmol) in THF (15 cm<sup>3</sup>) at -78 °C. The reaction mixture was warmed to 0 °C and stirred for 2 h before being cooled back to -78 °C. Diethylketomalonate (49 μl, 0.32 mmol) was added and the reaction mixture was stirred for 2 h at -78 °C and then warmed to ambient temperature and stirred for a further 2 h. The THF was evaporated *in vacuo* and the residue purified by flash column chromatography (silica; eluent 3:1 petrol:ethyl acetate) to give diester **25** as a colourless oil (55 mg, 39%); (R<sub>f</sub> = 0.42); ν<sub>max</sub>(neat)/cm<sup>-1</sup> 2982 (CH), 2932 (CH),

1720 (C=O), 1651 (C=C), 1597 (ArC=C), 1339 (SO<sub>2</sub>), 1157 (SO<sub>2</sub>);  $\delta_{\text{H}}$ (300 MHz) 1.25-1.34 (6 H, env, 2 x CH<sub>2</sub>CH<sub>3</sub>), 1.61 (3 H, s, CH<sub>3</sub>), 1.66 (3 H, s, CH<sub>3</sub>), 2.42 (3 H, s, CH<sub>3</sub>), 2.54-2.62 (2 H, m, CH<sub>2</sub>CH<sub>2</sub>N), 3.19 (2 H, t, *J* 7.2, CH<sub>2</sub>CH<sub>2</sub>N), 3.76 (2 H, d, *J* 7.0, CHCH<sub>2</sub>N), 4.23 (2 H, q, *J* 7.1, CH<sub>2</sub>CH<sub>3</sub>), 4.29 (2 H, q, *J* 7.1, CH<sub>2</sub>CH<sub>3</sub>), 4.95-5.01 (1 H, m, CHCH<sub>2</sub>N), 6.93 (1 H, t, *J* 7.7, CH=C(CO<sub>2</sub>Et)<sub>2</sub>), 7.29 (2 H, d, *J* 8.1, Ar CH), 7.68 (2 H, d, *J* 8.1, Ar CH);  $\delta_{\text{C}}$ (75 MHz) 14.1 (CH<sub>3</sub>, 2 x CH<sub>2</sub>CH<sub>3</sub>), 17.8 (CH<sub>3</sub>), 21.5 (CH<sub>3</sub>), 25.8 (CH<sub>3</sub>), 29.7 (CH<sub>2</sub>, CH<sub>2</sub>CH<sub>2</sub>N), 45.6 (CH<sub>2</sub>), 46.0 (CH<sub>2</sub>), 61.4 (CH<sub>2</sub>, 2 x CH<sub>2</sub>CH<sub>3</sub>), 118.7 (CH, CHCH<sub>2</sub>N), 127.3 (CH, Ar), 129.7 (CH, Ar), 130.3 (C<sup>4</sup>), 136.6 (C<sup>4</sup>), 137.5 (C<sup>4</sup>), 143.3 (C<sup>4</sup>), 145.2 (CH, CHCH<sub>2</sub>CH<sub>2</sub>N), 163.7 (C<sup>4</sup>), 165.1 (C<sup>4</sup>); HRMS (ES) 460.1759 ([M+Na]<sup>+</sup>, C<sub>22</sub>H<sub>31</sub>NO<sub>6</sub>NaS requires 460.1770); *m/z* (ES) 460 ([M+Na]<sup>+</sup>, 100%). Further elution afforded **26** as a colourless oil (39 mg, 20%); (R<sub>f</sub> = 0.27);  $\nu_{\text{max}}$ (neat)/cm<sup>-1</sup> 2984 (CH), 2932 (CH), 1730 (C=O), 1651 (C=C), 1597 (ArC=C), 1339 (SO<sub>2</sub>), 1157 (SO<sub>2</sub>);  $\delta_{\text{H}}$ (300 MHz) 1.20-1.42 (12 H, env, 4 x CH<sub>2</sub>CH<sub>3</sub>), 1.52 (3 H, s, CH<sub>3</sub>), 1.59 (3 H, s, CH<sub>3</sub>), 1.71 (1 H, s, OH), 2.40 (3 H, s, CH<sub>3</sub>), 3.08-3.17 (1 H, A of ABX spin system, CHHCHCOH(CO<sub>2</sub>Et)<sub>2</sub>), 3.21-3.30 (1 H, B of ABX spin system, CHHCHCOH(CO<sub>2</sub>Et)<sub>2</sub>), 3.72-3.84 (2 H, m, CH<sub>2</sub>CH=C(CH<sub>3</sub>)<sub>2</sub>), 4.11-4.45 (9 H, env, CHCOH(CO<sub>2</sub>Et)<sub>2</sub> and 4 x CH<sub>2</sub>CH<sub>3</sub>), 4.56-4.62 (1 H, m, CH=C(CH<sub>3</sub>)<sub>2</sub>), 6.81 (1 H, d, *J* 11.4, CH=C(CO<sub>2</sub>Et)<sub>2</sub>), 7.25 (2 H, d, *J* 8.1, Ar CH), 7.65 (2 H, d, *J* 8.1, Ar CH);  $\delta_{\text{C}}$ (75 MHz) 13.8 (CH<sub>3</sub>, 2 x CH<sub>2</sub>CH<sub>3</sub>), 14.1 (CH<sub>3</sub>, 2 x CH<sub>2</sub>CH<sub>3</sub>), 17.8 (CH<sub>3</sub>), 21.5 (CH<sub>3</sub>), 25.8 (CH<sub>3</sub>), 44.6 (CH), 45.9 (CH<sub>2</sub>), 46.9 (CH<sub>2</sub>), 61.5 (CH<sub>2</sub>), 61.7 (CH<sub>2</sub>), 63.2 (CH<sub>2</sub>, 2 x CH<sub>2</sub>CH<sub>3</sub>), 79.0 (C<sup>4</sup>), 117.5 (CH), 127.6 (CH, Ar), 129.5 (CH, Ar), 132.1 (C<sup>4</sup>), 136.5 (C<sup>4</sup>), 137.5 (C<sup>4</sup>), 142.7 (CH), 143.3 (C<sup>4</sup>), 163.5 (C<sup>4</sup>), 164.6 (C<sup>4</sup>), 168.9 (2 x C<sup>4</sup>); HRMS (ES) 634.2309 ([M+Na]<sup>+</sup>, C<sub>29</sub>H<sub>41</sub>NO<sub>11</sub>NaS requires 634.2298); *m/z* (FAB) 634 ([M+Na]<sup>+</sup>, 100%), 544 (12), 498 (8), 456 (10), 309 (6), 221 (7), 184 (14).

### **(3*R*\*,4*S*\*)-4-[Bis(carboethoxy)methyl]-3-isopropenyl-1-(toluene-4-sulfonyl)piperidine**

Methyl aluminium dichloride (1 M soln. in hexanes, 0.12 cm<sup>3</sup>, 0.12 mmol) was added to a solution of diester **103** (53 mg, 0.12 mmol) in CH<sub>2</sub>Cl<sub>2</sub> (10 cm<sup>3</sup>) at -78 °C. The resulting mixture was stirred at -78 °C for 5 h, after which it was quenched by addition of water (10 cm<sup>3</sup>). The aqueous phase was extracted with CH<sub>2</sub>Cl<sub>2</sub> (4 x 10 cm<sup>3</sup>) and the combined organic phases washed with brine (10 cm<sup>3</sup>), dried over Na<sub>2</sub>SO<sub>4</sub> and evaporated *in vacuo* to leave a colourless oil, which was purified by flash column chromatography (silica; eluent 3:1 petrol:ethyl acetate) to give the *title compound* as a white crystalline solid (35 mg, 67%); (R<sub>f</sub> = 0.39); mp = 84-86 °C (from petrol/ethyl acetate); (Found: C, 60.41; H, 7.31; N, 3.09; S, 7.33. C<sub>22</sub>H<sub>31</sub>NO<sub>6</sub>S requires C, 60.39; H, 7.14; N, 3.20; S, 7.33%);  $\nu_{\text{max}}$ (neat)/cm<sup>-1</sup> 2982 (CH), 2928 (CH), 1724 (C=O), 1643 (C=C), 1597 (ArC=C), 1342 (SO<sub>2</sub>), 1157 (SO<sub>2</sub>);  $\delta_{\text{H}}$ (400 MHz) 1.21 (3 H, t, *J* 7.1, CH<sub>2</sub>CH<sub>3</sub>), 1.26 (3 H, t, *J* 7.1, CH<sub>2</sub>CH<sub>3</sub>), 1.62-1.73 (4 H, env, CH<sub>3</sub> and CHHCH<sub>2</sub>N), 1.92-2.01 (2 H, env, CHHCH<sub>2</sub>N and CHCH<sub>2</sub>CH<sub>2</sub>N), 2.09 (1 H, apparent t, *J* 11.2, CHCHHN), 2.22-2.28 (1 H, m, CH<sub>2</sub>CHHN), 2.37 (1 H, dt, *J* 4.1 and 11.2,

CHCH<sub>2</sub>N), 2.43 (3 H, s, CH<sub>3</sub>), 3.52 (1 H, d, *J* 2.9, CH(CO<sub>2</sub>Et)<sub>2</sub>), 3.71-3.76 (1 H, m, CHCHHN), 3.79-3.85 (1 H, m, CH<sub>2</sub>CHHN), 4.08-4.19 (4 H, m, 2 x CH<sub>2</sub>CH<sub>3</sub>), 4.78 (1 H, br s, C=CHH), 4.93 (1 H, t, *J* 1.5, C=CHH), 7.31 (2 H, d, *J* 8.1, Ar CH), 7.62 (2 H, d, *J* 8.1, Ar CH); δ<sub>C</sub>(100 MHz) 14.0 (CH<sub>3</sub>), 14.1 (CH<sub>3</sub>), 20.7 (CH<sub>3</sub>), 21.5 (CH<sub>3</sub>), 26.8 (CH<sub>2</sub>, CH<sub>2</sub>CH<sub>2</sub>N), 38.3 (CH, CHCH<sub>2</sub>CH<sub>2</sub>N), 46.4 (CH, CHCH<sub>2</sub>N), 46.5 (CH<sub>2</sub>, CH<sub>2</sub>CH<sub>2</sub>N), 51.0 (CH<sub>2</sub>, CHCH<sub>2</sub>N), 52.0 (CH, CH(CO<sub>2</sub>Et)<sub>2</sub>), 61.2 (CH<sub>2</sub>, CH<sub>2</sub>CH<sub>3</sub>), 61.3 (CH<sub>2</sub>, CH<sub>2</sub>CH<sub>3</sub>), 114.6 (CH<sub>2</sub>, C=CH<sub>2</sub>), 127.6 (CH, Ar), 129.6 (CH, Ar), 133.1 (C<sup>4</sup>), 143.3 (C<sup>4</sup>, C=CH<sub>2</sub>), 143.5 (C<sup>4</sup>), 167.8 (C<sup>4</sup>, CO<sub>2</sub>Et), 168.9 (C<sup>4</sup>, CO<sub>2</sub>Et); *m/z* (EI) 437 (M<sup>+</sup>, 4%), 392 (5), 346 (4), 282 (100), 278 (9), 241 (17), 210 (4), 184 (5), 155 (19), 122 (48), 107 (5), 96 (55), 91 (68), 65 (12), 42 (38).

**(5*S*<sup>\*</sup>,9*R*<sup>\*</sup>,10*S*<sup>\*</sup>)-5-Isopropenyl-3-oxo-7-(toluene-4-sulfonyl)-1,1,4-**

**[tris(ethoxycarbonyl)methyl]octahydropyrano[3,4-*c*]pyridine (30) and 3-**

**[bis(carbomethoxy)hydroxymethyl]-4-[bis(carboethoxy)methyl]-5-isopropenyl-1-(toluene-4-sulfonyl)piperidine (31)**

Methyl aluminium dichloride (1 M soln. in hexanes, 0.13 cm<sup>3</sup>, 0.13 mmol) was added to a solution of diester **26** (39 mg, 0.06 mmol) in CH<sub>2</sub>Cl<sub>2</sub> (10 cm<sup>3</sup>) at ambient temperature. The resulting mixture was stirred for 25 h, after which it was quenched by addition of water (10 cm<sup>3</sup>). The aqueous phase was extracted with CH<sub>2</sub>Cl<sub>2</sub> (4 x 10 cm<sup>3</sup>) and the combined organic phases washed with brine (10 cm<sup>3</sup>), dried over Na<sub>2</sub>SO<sub>4</sub> and evaporated *in vacuo* to leave a colourless oil, which was purified by flash column chromatography (silica; eluent 2:1 petrol:ethyl acetate) to give an inseparable mixture of piperidines **30** and **31** as a white crystalline solid (25 mg); (*R*<sub>f</sub> = 0.41); data were recorded on the mixture; ν<sub>max</sub>(neat)/cm<sup>-1</sup> 2986 (CH), 2932 (CH), 1736 (C=O), 1643 (C=C), 1597 (ArC=C), 1335 (SO<sub>2</sub>), 1157 (SO<sub>2</sub>); resonances from the major lactone product were clearly distinguishable. NMR data for lactone; δ<sub>H</sub>(500 MHz) 1.20-1.39 (9 H, env, 3 x CH<sub>2</sub>CH<sub>3</sub>), 1.56 (3 H, s, CH<sub>3</sub>), 2.12-2.20 (1 H, m, CHC=CH<sub>2</sub>), 2.21-2.33 (2 H, env, CHCHCH<sub>2</sub>N and C=CCHCHHN), 2.39-2.51 (4 H, env, CH<sub>3</sub> and CHC(CO<sub>2</sub>Et)<sub>2</sub>O), 2.59 (1 H, t, *J* 11.6, CHHN), 3.24 (1 H, d, *J* 9.8, CH(CO<sub>2</sub>)<sub>2</sub>), 3.72-3.77 (1 H, m, C=CCHCHHN), 4.12 (2 H, q, *J* 7.1, CH<sub>2</sub>CH<sub>3</sub>), 4.19-4.25 (1 H, m, CHHN), 4.26-4.39 (4 H, env, 2 x CH<sub>2</sub>CH<sub>3</sub>), 4.81 (1 H, s, C=CHH), 4.87 (1 H, s, C=CHH), 7.34 (2 H, d, *J* 8.2, Ar CH), 7.67 (2 H, d, *J* 8.2, Ar CH); δ<sub>C</sub>(125 MHz) 13.8 (CH<sub>3</sub>, 2 x CH<sub>2</sub>CH<sub>3</sub>), 13.9 (CH<sub>3</sub>, CH<sub>2</sub>CH<sub>3</sub>), 19.8 (CH<sub>3</sub>), 21.6 (CH<sub>3</sub>), 36.5 (CH, CHCHCH<sub>2</sub>N), 40.0 (CH, CHC(CO<sub>2</sub>Et)<sub>2</sub>O), 46.4 (CH<sub>2</sub>, CH<sub>2</sub>N), 49.8 (CH<sub>2</sub>, CH<sub>2</sub>N), 50.7 (CH, CHC=C), 52.4 (CH, CH(CO<sub>2</sub>)<sub>2</sub>), 62.1 (CH<sub>2</sub>, CH<sub>2</sub>CH<sub>3</sub>), 63.4 (CH<sub>2</sub>, CH<sub>2</sub>CH<sub>3</sub>), 63.5 (CH<sub>2</sub>, CH<sub>2</sub>CH<sub>3</sub>), 85.0 (C<sup>4</sup>, C(CO<sub>2</sub>Et)<sub>2</sub>O), 117.0 (CH<sub>2</sub>, C=CH<sub>2</sub>), 127.5 (CH, Ar), 129.9 (CH, Ar), 133.9 (C<sup>4</sup>), 140.8 (C<sup>4</sup>, C=CH<sub>2</sub>), 143.9 (C<sup>4</sup>), 163.5 (C<sup>4</sup>), 163.8 (C<sup>4</sup>), 165.8 (C<sup>4</sup>), 167.4 (C<sup>4</sup>); HRMS (ES) 588.1887 ([M(**30**)+Na]<sup>+</sup>, C<sub>27</sub>H<sub>35</sub>NO<sub>10</sub>NaS requires 588.1879); *m/z* (ES) 634

([M(**31**)+Na]<sup>+</sup>, 6%), 588 ([M(**30**)+Na]<sup>+</sup>, 100). Further elution afforded alcohol **31** as a colourless oil (4 mg, 10%); (R<sub>f</sub> = 0.34); *m/z* (ES) 634 ([M+Na]<sup>+</sup>, 100%).

#### **(E)-4-Aza-1-bromo-4-(p-toluenesulfonyl)hept-6-ene**

The bromide were prepared as for **23** from a 5:1 mixture of alcohols **32** and **33** (1.51 g, 5.33 mmol), triphenylphosphine (1.80 g, 6.86 mmol) and carbon tetrabromide (2.29 g, 6.88 mmol).

Concentration *in vacuo* followed by flash column chromatography (silica; eluent 3:1 hexane/ethyl acetate) afforded the *title compound* as a colourless oil (1.78 g, 97%); (R<sub>f</sub> = 0.44) containing a 5:1 mixture of (*E*) and (*Z*) crotyl isomers;  $\nu_{\max}$  (film)/cm<sup>-1</sup> 2923 (CH), 2863 (CH), 1668 (C=C), 1598 (Ar C=C), 1447 (Ar C=C), 1339 (SO<sub>2</sub>), 1159 (SO<sub>2</sub>);  $\delta_{\text{H}}$  (300 MHz) 1.54-1.66 (3 H major isomer and 3 H minor isomer, env, including 1.62 (3 H, d, *J* 5.9, CH<sub>3</sub> major isomer) and CH<sub>3</sub>, minor isomer), 2.12 (2 H major isomer and 2 H minor isomer, p, *J* 6.7, CH<sub>2</sub>CH<sub>2</sub>N, major and minor isomers), 2.42 (3 H major isomer and 3 H minor isomer, s, CH<sub>3</sub>, major and minor isomers), 3.20 (2 H major isomer and 2 H minor isomer, t, *J* 6.7, CH<sub>2</sub>CH<sub>2</sub>N, major and minor isomers), 3.42 (2 H major isomer and 2 H minor isomer, t, *J* 6.7, CH<sub>2</sub>Br, major and minor isomers), 3.69 (2 H, d, *J* 6.6, NCH<sub>2</sub>CH, major isomer), 3.84 (2 H, d, *J* 6.6, NCH<sub>2</sub>CH, minor isomer), 5.15-5.31 (1 H major isomer and 1 H minor isomer, m, CHCH<sub>3</sub>, major and minor isomers), 5.55-5.69 (1 H major isomer and 1 H minor isomer, m, NCH<sub>2</sub>CH, major and minor isomers), 7.30 (2 H major isomer and 2 H minor isomer, d, *J* 8.1, Ar CH, major and minor isomers), 7.69 (2 H major isomer and 2 H minor isomer, d, *J* 8.1, Ar CH, major and minor isomers);  $\delta_{\text{C}}$  (75 MHz) 13.2 (CH<sub>3</sub>, minor isomer), 17.9 (CH<sub>3</sub>, major isomer), 21.9 (CH<sub>3</sub>, major and minor isomers), 30.8 (CH<sub>2</sub>, minor isomer), 30.8 (CH<sub>2</sub>, major isomer), 32.1 (CH<sub>2</sub>, major isomer), 32.4 (CH<sub>2</sub>, minor isomer), 45.4 (CH<sub>2</sub>, minor isomer), 45.9 (CH<sub>2</sub>, major isomer), 46.6 (CH<sub>2</sub> minor isomer), 51.1 (CH<sub>2</sub>CH major isomer), 125.0 (CH, minor isomer), 125.6 (CH, major isomer), 127.5 (CH, Ar, major and minor isomers), 129.2 (CH, minor isomer), 129.9 (CH, Ar, major), 130.0 (CH, Ar minor), 131.2 (CH, major isomer), 137.0 (C<sup>4</sup>, major and minor isomers), 143.6 (C<sup>4</sup>, major and minor isomers); *m/z* (ES<sup>+</sup>) 370.0 (95%, [M(<sup>81</sup>Br)+Na]<sup>+</sup>), 368.0 (100%, [M(<sup>79</sup>Br)+Na]<sup>+</sup>), 266.2 (13%, [M-Br]<sup>+</sup>); HRMS (ES<sup>+</sup>) Found: 368.0309, required for C<sub>14</sub>H<sub>20</sub>NO<sub>2</sub>S<sup>79</sup>BrNa: 368.0296.

#### **(Z)-4-Aza-1-bromo-4-(p-toluenesulfonyl)hept-6-ene**

The bromide was prepared as for **23** from alcohol **33** (0.95 g, 3.35 mmol), triphenylphosphine (1.14 g, 4.35 mmol) and carbon tetrabromide (1.45 g, 4.36 mmol). Concentration *in vacuo* followed by flash column chromatography (silica; eluent 3:1 hexane/ethyl acetate) afforded the *title compound* as a colourless crystalline solid containing traces of the (*E*) isomer as a inseparable impurity (1.13 g, 97%); (R<sub>f</sub> = 0.43); mp 50-52 °C (from hexane/ethyl acetate);  $\nu_{\max}$  (film)/cm<sup>-1</sup> 2923 (CH), 2863

(CH), 1669 (C=C), 1598 (Ar C=C), 1447 (Ar C=C), 1339 (SO<sub>2</sub>), 1158 (SO<sub>2</sub>); NMR data reported for major isomer only:  $\delta_{\text{H}}$  (300 MHz) 1.62 (3 H, d,  $J$  6.6, CH<sub>3</sub>), 2.12 (2 H, p,  $J$  6.7, CH<sub>2</sub>CH<sub>2</sub>N), 2.42 (3 H, s, CH<sub>3</sub>), 3.20 (2 H, t,  $J$  6.7, CH<sub>2</sub>CH<sub>2</sub>N), 3.42 (2 H, t,  $J$  6.7, CH<sub>2</sub>Br), 3.84 (2 H, d,  $J$  6.6, NCH<sub>2</sub>CH), 5.15-5.31 (1 H, m, CHCH<sub>3</sub>), 5.55-5.69 (1 H, m, NCH<sub>2</sub>CH), 7.30 (2 H, d,  $J$  8.1, Ar CH), 7.69 (2 H, d,  $J$  8.1, Ar CH);  $\delta_{\text{C}}$  (75 MHz) 13.2 (CH<sub>3</sub>), 21.9 (CH<sub>3</sub>), 30.8 (CH<sub>2</sub>), 32.4 (CH<sub>2</sub>), 45.4 (CH<sub>2</sub>), 46.6 (CH<sub>2</sub>), 125.0 (CH), 127.5 (CH, Ar), 129.2 (CH), 130.0 (CH, Ar), 137.0 (C<sup>4</sup>), 143.6 (C<sup>4</sup>);  $m/z$  (ES<sup>+</sup>) 370.2 (100%, [M(<sup>81</sup>Br)+Na]<sup>+</sup>), 368.2 (98%, [M(<sup>79</sup>Br)+Na]<sup>+</sup>); HRMS (ES<sup>+</sup>) Found: 368.0307, required for C<sub>14</sub>H<sub>20</sub>NO<sub>2</sub>S<sup>79</sup>BrNa: 368.0296.

### **(E)-2-[4-Aza-4-(p-toluenesulfonyl)oct-6-enyl]malonic acid dimethyl ester**

The diester was prepared as for 2-[4-aza-7-methyl-4-(p-toluenesulfonyl)oct-6-enyl]malonic acid dimethyl ester from a 5:1 *E:Z* mixture of 4-aza-1-bromo-4-(p-toluenesulfonyl)hept-6-ene (1.53 g, 4.42 mmol), NaHMDS (4.45 mL, 4.45 mmol) and dimethyl malonate (0.51 mL, 0.59 g, 4.46 mmol). Concentration *in vacuo* followed by flash column chromatography (silica; eluent 3:1 hexane/ethyl acetate) afforded the *title compound* as a colourless oil (1.24 g, 71%) containing a mixture of (*E*) and (*Z*) isomers; ( $R_{\text{f}} = 0.38$ );  $\nu_{\text{max}}$  (film)/cm<sup>-1</sup> 2954 (CH), 2871 (CH), 1736.1 (C=O), 1735.9 (C=O), 1598 (Ar C=C), 1437 (Ar C=C), 1339 (SO<sub>2</sub>), 1160 (SO<sub>2</sub>);  $\delta_{\text{H}}$  (300 MHz) 1.46-1.64 (5 H major isomer and 5 H minor isomer, env including 1.62 (3 H major isomer and 3 H minor isomer, d,  $J$  5.5, CH<sub>3</sub>, major and minor isomers and CH<sub>2</sub>, major and minor isomers), 1.80-1.92 (2 H major isomer and 2 H minor isomer, m, CH<sub>2</sub>, major and minor isomers), 2.40 (3 H major isomer and 3 H minor isomer, s, CH<sub>3</sub>, major and minor isomers), 3.07 (2 H major isomer and 2 H minor isomer, t,  $J$  7.2, CH<sub>2</sub>CH<sub>2</sub>N, major and minor isomers), 3.34 (1 H, t,  $J$  7.4, CH(CO<sub>2</sub>CH<sub>3</sub>)<sub>2</sub>, major isomer), 3.37 (1 H, t,  $J$  7.4, CH(CO<sub>2</sub>CH<sub>3</sub>)<sub>2</sub>, minor isomer), 3.63-3.83 (8 H major isomer and 6 H minor isomer, env including 3.72 (6 H major isomer and 6 H minor isomer, s, 2 × CO<sub>2</sub>CH<sub>3</sub>, major and minor isomers) and NCH<sub>2</sub>CH, major isomer), 3.83 (2 H, d,  $J$  7.0, NCH<sub>2</sub>CH minor isomer), 5.10-5.27 (1 H major isomer and 1 H minor isomer, m, CHCH<sub>3</sub>, major and minor isomers), 5.47-5.63 (1 H major isomer and 1 H minor isomer, m, NCH<sub>2</sub>CH, major and minor isomers), 7.27 (2 H major isomer and 2 H minor isomer, d,  $J$  8.1, Ar CH, major and minor isomers), 7.65 (2 H major isomer and 2 H minor isomer, d,  $J$  8.1, Ar CH, major and minor isomers);  $\delta_{\text{C}}$  (75 MHz) 13.2 (CH<sub>3</sub>, minor isomer), 17.9 (CH<sub>3</sub>, major isomer), 21.9 (CH<sub>3</sub>, major and minor isomers), 26.1 (CH<sub>2</sub>, major and minor isomers), 26.4 (CH<sub>2</sub>, major and minor isomers), 44.5 (CH<sub>2</sub>, minor isomer), 46.6 (CH<sub>2</sub>, major isomer), 47.0 (CH<sub>2</sub>, minor isomer), 50.3 (CH<sub>2</sub>, major isomer), 51.4 (CH(CO<sub>2</sub>CH<sub>3</sub>)<sub>2</sub>, major and minor isomer), 52.9 (2 × CO<sub>2</sub>CH<sub>3</sub>, major and minor isomers), 125.1 (CH, minor isomer), 125.8 (CH, major isomer), 127.5 (CH, Ar, major and minor isomers), 128.9 (CH, minor isomer), 130.0 (CH, Ar, major and minor isomers), 130.8 (CH, major isomer), 137.2 (C<sup>4</sup>, major and minor isomers), 143.4

(C<sup>4</sup>, major and minor isomers), 169.9 (C=O, major and minor isomers); *m/z* (ES<sup>+</sup>) 420.5 (100%, [M+Na]<sup>+</sup>); HRMS (ES<sup>+</sup>) Found: 420.1461, required for C<sub>19</sub>H<sub>27</sub>NO<sub>6</sub>NaS: 420.1457.

#### **(Z)-2-[4-Aza-4-(*p*-toluenesulfonyl)oct-6-enyl]malonic acid dimethyl ester**

The diester was prepared as for 2-[4-aza-7-methyl-4-(*p*-toluenesulfonyl)oct-6-enyl]malonic acid dimethyl ester from bromide (*Z*)-4-aza-1-bromo-4-(*p*-toluenesulfonyl)hept-6-ene (1.03 g, 2.97 mmol), NaHMDS (3.00 mL, 3.00 mmol) and dimethyl malonate (0.34 mL, 0.39 g, 2.97 mmol). Concentration *in vacuo* followed by flash column chromatography (silica; eluent 3:1 hexane/ethyl acetate) afforded the *title compound* as a colourless oil (0.74 g, 63%) containing small traces of the (*E*) isomer as an inseparable impurity; (R<sub>f</sub> = 0.40);  $\nu_{\max}$  (film)/cm<sup>-1</sup> 2955 (CH), 1740 (C=O), 1736 (C=O), 1598 (Ar C=C), 1494 (Ar C=C), 1436 (Ar C=C), 1341 (SO<sub>2</sub>), 1159 (SO<sub>2</sub>); NMR data reported for major isomer only:  $\delta_{\text{H}}$  (300 MHz) 1.49-1.59 (5 H, env including 1.60 (3 H, d, *J* 5.9, CH<sub>3</sub>) and CH<sub>2</sub>), 1.83-1.94 (2 H, m, CH<sub>2</sub>), 2.41 (3 H, s, CH<sub>3</sub>), 3.09 (2 H, t, *J* 7.4, CH<sub>2</sub>CH<sub>2</sub>N), 3.37 (2 H, t, *J* 7.4, CH(CO<sub>2</sub>CH<sub>3</sub>)<sub>2</sub>), 3.72 (6 H, s, 2 × CO<sub>2</sub>CH<sub>3</sub>), 3.83 (2 H, d, *J* 7.0, NCH<sub>2</sub>CH), 5.12-5.25 (1 H, m, CHCH<sub>3</sub>), 5.51-5.65 (1 H, m, NCH<sub>2</sub>CH), 7.28 (2 H, d, *J* 8.1, Ar CH), 7.67 (2 H, d, *J* 8.1, Ar CH);  $\delta_{\text{C}}$  (75 MHz) 13.2 (CH<sub>3</sub>), 21.9 (CH<sub>3</sub>), 26.1 (CH<sub>2</sub>), 26.4 (CH<sub>2</sub>), 44.5 (CH<sub>2</sub>), 47.0 (CH<sub>2</sub>), 51.4 (CH(CO<sub>2</sub>CH<sub>3</sub>)<sub>2</sub>), 52.9 (2 × CO<sub>2</sub>CH<sub>3</sub>), 125.1 (CH), 127.5 (CH, Ar), 128.9 (CH), 130.0 (CH, Ar), 137.2 (C<sup>4</sup>), 143.4 (C<sup>4</sup>), 169.9 (C=O); *m/z* (ES<sup>+</sup>) 420.0 (100%, [M+Na]<sup>+</sup>); HRMS (ES<sup>+</sup>) Found: 420.1456, required for C<sub>19</sub>H<sub>27</sub>NO<sub>6</sub>SNa: 420.1457.

#### **(E)-2-[4-Aza-4-(*p*-toluenesulfonyl)oct-6-enylidene]malonic acid dimethyl ester (34)**

Diester **34** was prepared as for **19** from 2-[4-aza-4-(*p*-toluenesulfonyl)oct-6-enyl]malonic acid dimethyl ester (1.23 g, 3.09 mmol), *n*-BuLi (2.1 M solution in hexanes, 1.65 mL, 3.47 mmol), diisopropylamine (0.55 mL, 3.90 mmol) and PhSeCl (0.91 g, 4.73 mmol) to give, after flash column chromatography (silica; eluent 15:1 toluene/diethyl ether), the (*E*) and (*Z*) selenides as a yellow oil (1.54 g, 90%); (R<sub>f</sub> = 0.55);  $\delta_{\text{H}}$  (300 MHz) 1.59-1.73 (5 H major isomer and 5 H minor isomer, env including 1.63 (3 H, d, *J* 6.3, CH<sub>3</sub>, major isomer), CH<sub>3</sub>, minor isomer and CH<sub>2</sub>, major and minor isomers), 1.75-1.88 (2 H, m, CH<sub>2</sub>, major and minor isomers), 2.41 (3 H major isomer and 3 H minor isomer, s, CH<sub>3</sub>, major and minor isomers), 3.04 (2 H major isomer and 2 H minor isomer, t, *J* 7.2, CH<sub>2</sub>CH<sub>2</sub>N, major and minor isomers), 3.66-3.79 (8 H major isomer and 6 H minor isomer, env including 3.71 (6 H major isomer and 6 H minor isomer, s, 2 × CO<sub>2</sub>CH<sub>3</sub>, major and minor isomers and NCH<sub>2</sub>CH, major isomer), 3.80-3.88 (2 H, m, NCH<sub>2</sub>CH, minor isomer), 5.14-5.27 (1 H major isomer and 1 H minor isomer, m, CHCH<sub>3</sub>, major and minor isomers), 5.49-5.64 (1 H major isomer and 1 H minor isomer, m, NCH<sub>2</sub>CH, major and minor isomers), 7.11-7.37 (4 H major isomer and 4 H minor isomer, env, Ar CH, major and minor isomers), 7.37-7.46 (1 H major isomer and 1 H

minor isomer, m, Ar CH, major and minor isomers), 7.53 (1 H major isomer and 1 H minor isomer, d, *J* 8.1, Ar CH, major and minor isomers), 7.66 (1 H major isomer and 1 H minor isomer, d, *J* 8.1, Ar CH, major and minor isomers).

The (*E*) and (*Z*) selenides (1.32 g, 2.39 mmol) were immediately treated with H<sub>2</sub>O<sub>2</sub> (0.54 mL, 30% aqueous solution, 4.76 mmol). Aqueous work-up and concentration *in vacuo* followed by flash column chromatography (silica; eluent 15:1 toluene/diethyl ether) afforded diester **34** as a colourless oil (0.73 g, 77%) containing a 5:1 mixture of (*E*) and (*Z*) isomers; (*R*<sub>f</sub> = 0.45); Found: C 57.50, H 6.36, N 3.24; Required for C<sub>19</sub>H<sub>25</sub>NO<sub>6</sub>S: C 57.70, H 6.37, N 3.54;  $\nu_{\max}$  (film)/cm<sup>-1</sup> 2954 (CH), 1735 (C=O), 1729 (C=O), 1649 (C=C), 1598 (Ar C=C), 1494 (Ar C=C), 1437 (Ar C=C), 1339 (SO<sub>2</sub>), 1160 (SO<sub>2</sub>);  $\delta_{\text{H}}$  (300 MHz) 1.55-1.63 (3 H major isomer and 3 H minor isomer, env including 1.60 (3 H, d, *J* 6.3, CH<sub>3</sub>, major isomer) and CH<sub>3</sub> minor isomer), 2.42 (3 H major isomer and 3 H minor isomer, s, CH<sub>3</sub>, major and minor isomers), 2.56 (2 H major isomer and 2 H minor isomer, apparent q, *J* 7.4, CH<sub>2</sub>CH<sub>2</sub>N, major and minor isomers), 3.20 (2 H major isomer and 2 H minor isomer, t, *J* 7.4, CH<sub>2</sub>CH<sub>2</sub>N, major and minor isomers), 3.68 (2 H, d, *J* 7.4, NCH<sub>2</sub>CH, major isomer), 3.75 (3 H major isomer and 3 H minor isomer, s, CO<sub>2</sub>CH<sub>3</sub>, major and minor isomers), 3.77-3.83 (3 H major isomer and 5 H minor isomer, env including 3.79 (3 H major isomer and 3 H minor isomer, s, CO<sub>2</sub>CH<sub>3</sub>, major and minor isomers) and NCH<sub>2</sub>CH, minor isomer), 5.13-5.27 (1 H major isomer and 1 H minor isomer, m, CHCH<sub>3</sub>, major and minor isomers), 5.51-5.69 (1 H major isomer and 1 H minor isomer, m, NCH<sub>2</sub>CH, major and minor isomers), 6.94 (1 H, t, *J* 7.9, CHCH<sub>2</sub>CH<sub>2</sub>N, major isomer), 6.98 (1 H, t, *J* 7.9, CHCH<sub>2</sub>CH<sub>2</sub>N, minor isomer), 7.28 (2 H major isomer and 2 H minor isomer, d, *J* 8.1, Ar CH, major and minor isomers), 7.66 (2 H major isomer and 2 H minor isomer, d, *J* 8.1, Ar CH, major and minor isomers);  $\delta_{\text{C}}$  (75 MHz) 13.1 (CH<sub>3</sub>, minor isomer), 17.9 (CH<sub>3</sub>, major isomer), 21.8 (CH<sub>3</sub>, major and minor isomers), 29.7 (CH<sub>2</sub>CH<sub>2</sub>N, major and minor isomers), 44.8 (CH<sub>2</sub>, minor isomer), 45.5 (CH<sub>2</sub>, major isomer), 45.9 (CH<sub>2</sub>, minor isomer), 50.7 (CH<sub>2</sub>, major isomer), 52.5 (CO<sub>2</sub>CH<sub>3</sub>, major and minor isomers), 52.6 (CO<sub>2</sub>CH<sub>3</sub>, major and minor isomers), 124.8 (CH, minor isomer), 125.6 (CH, major isomer), 127.4 (CH, Ar, major and minor isomers), 129.3 (CH, minor isomer), 129.8 (C<sup>4</sup>, minor and major isomers), 129.9 (CH, Ar, major and minor isomers), 131.3 (CH, major isomer), 136.8 (C<sup>4</sup>, major and minor isomers), 143.8 (C<sup>4</sup>, major and minor isomers), 146.5 (CHCH<sub>2</sub>CH<sub>2</sub>N, major and minor isomers), 164.3 (C=O, major and minor isomers), 165.6 (C=O, major and minor isomers); *m/z* (ES<sup>+</sup>) 418.0 (100%, [M+Na]<sup>+</sup>); HRMS (ES<sup>+</sup>) Found: 418.1296, required for C<sub>19</sub>H<sub>25</sub>NO<sub>6</sub>SNa: 418.1300.

#### **(*Z*)-2-[4-Aza-4-(*p*-toluenesulfonyl)oct-6-enylidene]malonic acid dimethyl ester (**35**)**

Diester **35** was prepared as for **19** from (*Z*)-2-[4-aza-4-(*p*-toluenesulfonyl)oct-6-enyl]malonic acid dimethyl ester (0.97 g, 2.44 mmol), *n*-BuLi (2.1 M solution in hexanes, 1.28 mL, 2.69 mmol), diisopropylamine (0.42 mL, 2.98 mmol), PhSeCl (0.71 g, 3.69 mmol) to give, after flash column

chromatography (silica; eluent 15:1 toluene/diethyl ether), the selenide as a yellow oil (1.12 g, 83%); ( $R_f = 0.56$ );  $\delta_H$  (300 MHz) 1.51-1.74 (5 H major isomer and 5 H minor isomer, env including 1.55 (3 H, d,  $J$  8.8,  $CH_3$ , major isomer),  $CH_3$ , minor isomer and  $CH_2$ , major and minor isomers), 1.77-1.89 (2 H major isomer and 2 H minor isomer, m,  $CH_2$ , major and minor isomers), 2.41 (3 H major isomer and 3 H minor isomer, s,  $CH_3$ , major and minor isomers), 3.04 (2 H major isomer and 2 H minor isomer, t,  $J$  7.4,  $CH_2CH_2N$ , major and minor isomers), 3.67-3.75 (6 H major isomer and 8 H minor isomer, env including 3.71 (6 H major isomer and 6 H minor isomer, s,  $2 \times CO_2CH_3$ , major and minor isomers and  $NCH_2CH$ , minor isomer), 3.84 (2 H, d,  $J$  6.6,  $NCH_2CH$ , major isomer), 5.12-5.26 (1 H major isomer and 1 H minor isomer, m,  $CHCH_3$ , major and minor isomers), 5.50-5.67 (1 H major isomer and 1 H minor isomer, m,  $NCH_2CH$ , major and minor isomers), 7.14-7.37 (4 H major isomer and 4 H minor isomer, env, Ar CH, major and minor isomers), 7.38-7.46 (1 H major isomer and 1 H minor isomer, m, Ar CH, major and minor isomers), 7.53 (1 H major isomer and 1 H minor isomer, d,  $J$  8.1, Ar CH, major and minor isomers), 7.67 (1 H major isomer and 1 H minor isomer, d,  $J$  8.1, Ar CH, major and minor isomers).

The selenide (0.94 g, 1.70 mmol) was treated with  $H_2O_2$  (0.39 mL, 30% aqueous solution, 3.44 mmol). Aqueous work-up, concentration *in vacuo* followed by flash column chromatography (silica; eluent 15:1 toluene/diethyl ether) afforded the diester **35** as a colourless oil (0.54 g, 80%) containing a 5:1 mixture of (*Z*) and (*E*) isomers; ( $R_f = 0.47$ );  $\nu_{max}$  (film)/ $cm^{-1}$  2955 (CH), 1739 (C=O), 1731 (C=O), 1649 (C=C), 1598 (Ar C=C), 1438 (Ar C=C), 1339 ( $SO_2$ ), 1160 ( $SO_2$ ); NMR signals for major isomer reported only:  $\delta_H$  (300 MHz) 1.61 (3 H, d,  $J$  8.5,  $CH_3$ ), 2.42 (3 H, s,  $CH_3$ ), 2.56 (2 H, apparent q,  $J$  7.4,  $CH_2CH_2N$ ), 3.20 (2 H, t,  $J$  7.4,  $CH_2CH_2N$ ), 3.75 (3 H, s,  $CO_2CH_3$ ), 3.77-3.89 (5 H, env including (3 H, s,  $CO_2CH_3$ ) and  $NCH_2CH$ ), 5.13-5.30 (1 H, m,  $CHCH_3$ ), 5.51-5.69 (1 H, m,  $NCH_2CH$ ), 6.98 (1 H, t,  $J$  7.9,  $CHCH_2CH_2N$ ), 7.28 (2 H, d,  $J$  8.1, Ar CH), 7.66 (2 H, d,  $J$  8.1, Ar CH);  $\delta_C$  (75 MHz) 13.1 ( $CH_3$ ), 21.8 ( $CH_3$ ), 29.7 ( $CH_2CH_2N$ ), 44.8 ( $CH_2$ ), 45.9 ( $CH_2$ ), 52.5 ( $CO_2CH_3$ ), 52.6 ( $CO_2CH_3$ ), 125.2 (CH), 127.9 (CH, Ar), 129.7 (CH), 130.3 ( $C^4$ ), 130.4 (CH, Ar), 137.3 ( $C^4$ ), 143.8 ( $C^4$ ), 146.9 ( $CHCH_2CH_2N$ ), 164.9 (C=O), 166.3 (C=O);  $m/z$  ( $ES^+$ ) 418.2 (100%,  $[M+Na]^+$ ); HRMS ( $ES^+$ ) Found: 418.1308, required for  $C_{19}H_{25}NO_6SNa$ : 418.1300.

**(3*S*\*,4*S*\*)-4-[Bis(carbomethoxy)methyl]-3-vinyl-1-(*p*-toluenesulfonyl)piperidine (36), (3*R*\*,4*S*\*)-4-[bis(carbomethoxy)methyl]-3-vinyl-1-(*p*-toluenesulfonyl)piperidine (37), *N*-(*p*-toluenesulfonyl)but-2-en-1-amine (38)**

Lewis acid-catalysed cyclisation of a 5:1 mixture of **34** and **35**:  $MeAlCl_2$  (1 M solution in hexanes, 255  $\mu$ L, 0.255 mmol) was added dropwise to a solution of a 5:1 mixture of (*E*) and (*Z*) diesters **34** and **35** (100 mg, 0.252 mmol), in  $CH_2Cl_2$  (20 mL) under argon at ambient temperature. The reaction was stirred for 24 h before pouring into water (20 mL). The aqueous phase was extracted with



CH<sub>2</sub>Cl<sub>2</sub> (4 × 20 mL) and the organic extracts washed with brine (20 mL), dried over MgSO<sub>4</sub> and concentrated *in vacuo* to give a colourless oil which was purified by flash column chromatography (silica; eluent 3:1 hexane/ethyl acetate) to afford first the cleavage product **38** (R<sub>f</sub> = 0.42) as a colourless oil (13 mg, 20%) containing a 7:1 inseparable mixture of (*E*) and (*Z*) isomers, followed by piperidines **36** and **37** (R<sub>f</sub> = 0.24) as a colourless oil (60 mg, 60%) containing a 20:1 inseparable mixture of *trans* and *cis* isomers.

Lewis acid-catalysed cyclisation of a 1:5 mixture of **34** and **35**:

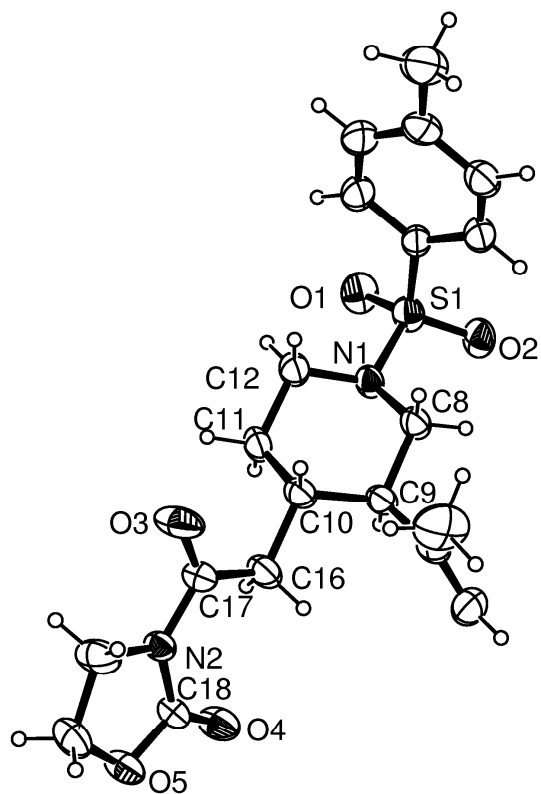
Cyclisation of a 1:5 mixture of (*E*) and (*Z*) diesters **34** and **25** (100 mg, 0.252 mmol) was performed as for the 5:1 mixture of (*E*) and (*Z*) isomers with MeAlCl<sub>2</sub> (1 M solution in hexanes, 255 μL, 0.255 mmol). Aqueous work-up followed by flash column chromatography afforded a complex mixture of products (67 mg) from which small amounts of the *trans* piperidine **36** were isolated *via* semi-preparative HPLC (1:1 water/acetonitrile over 110 min).

Data for **38** recorded on a 7:1 *E:Z* mixture: δ<sub>H</sub> (300 MHz) 1.54 (3 H, d, *J* 7.0, CH<sub>3</sub>, minor isomer), 1.60 (3 H, d, *J* 6.3, CH<sub>3</sub>, major isomer), 2.42 (3 H major isomer and 3 H minor isomer, s, CH<sub>3</sub>, major and minor isomers), 3.49 (2 H, t, *J* 5.7, CH<sub>2</sub>, major isomer), 3.60 (2 H, t, *J* 6.1, CH<sub>2</sub>, minor isomer), 4.35-4.47 (1 H major isomer and 1 H minor isomer, m, NH, major and minor isomers), 5.25-5.39 (1 H major isomer and 1 H minor isomer, m, CHCH<sub>3</sub>, major and minor isomers), 5.49-5.64 (1 H major isomer and 1 H minor isomer, m, NCH<sub>2</sub>CH, major and minor isomers), 7.30 (2 H major isomer and 2 H minor isomer, d, *J* 8.1, Ar CH, major and minor isomers), 7.70-7.79 (2 H major isomer and 2 H minor isomer, env including 7.74 (2 H, d, *J* 8.1, Ar CH, major isomer) and Ar CH, minor isomer); <sup>13</sup>C NMR Signals reported for major isomer only: δ<sub>C</sub> (75 MHz) 17.9 (CH<sub>3</sub>), 21.9 (CH<sub>3</sub>), 45.7 (CH<sub>2</sub>), 125.9 (CH), 127.5 (CH, Ar), 130.0 (CH, Ar), 130.2 (CH), 137.3 (C<sup>4</sup>), 143.7 (C<sup>4</sup>); *m/z* (ES<sup>+</sup>) 280.0 (100%, [M+Na+MeOH]<sup>+</sup>), 248.0 (50%, [M+Na]<sup>+</sup>); HRMS (ES<sup>+</sup>) Found: 248.0711, required for C<sub>11</sub>H<sub>15</sub>NO<sub>2</sub>SNa: 248.0721.

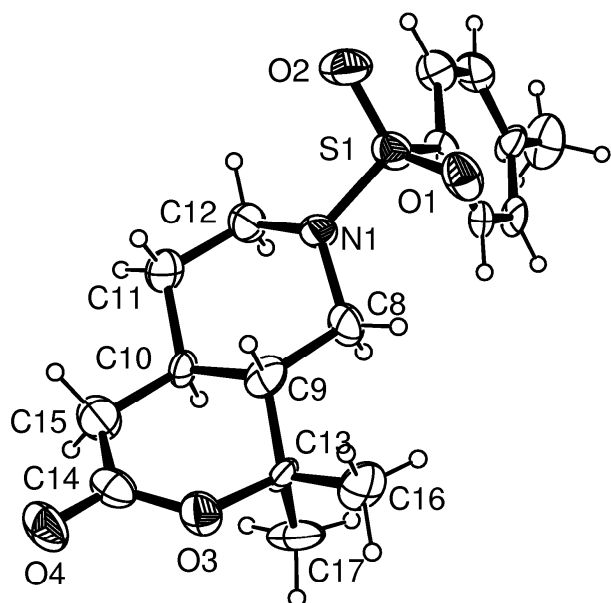
Data for **36** and **37** recorded on a 20:1 mixture:

Analytical HPLC (1:1 water/acetonitrile over 60 min); t<sub>r</sub> = 22.61 min; ν<sub>max</sub> (film)/cm<sup>-1</sup> 2954 (CH), 1739 (C=O), 1733 (C=O), 1646 (C=C), 1598 (Ar C=C), 1437 (Ar C=C), 1341 (SO<sub>2</sub>), 1165 (SO<sub>2</sub>); NMR data reported for major isomer only: δ<sub>H</sub> (300 MHz) 1.51-1.71 (2 H, m, CHHCH<sub>2</sub>N), 1.76-1.91 (2 H, env, CHCH<sub>2</sub>CH<sub>2</sub>N and CHHCH<sub>2</sub>N), 2.03 (1 H, t, *J* 11.4, NCHHCH), 2.23 (1 H, td, *J* 11.8, 2.3, CH<sub>2</sub>CHHN), 2.30-2.48 (4 H, env including 2.43 (3 H, s, CH<sub>3</sub>) and NCH<sub>2</sub>CH), 3.54 (1 H, d, *J* 4.0, CH(CO<sub>2</sub>CH<sub>3</sub>)<sub>2</sub>), 3.60-3.75 (8 H, env including 3.66 (3 H, s, CO<sub>2</sub>CH<sub>3</sub>), 3.71 (3 H, s, CO<sub>2</sub>CH<sub>3</sub>) and NCHHCH), 3.76-3.87 (1 H, m, CH<sub>2</sub>CHHN), 5.12-5.23 (2 H, env, CH=CH<sub>2</sub>), 5.38 (1 H, dt, *J* 16.9, 9.6, CH=CH<sub>2</sub>), 7.32 (2 H, d, *J* 8.1, Ar CH), 7.62 (2 H, d, *J* 8.1, Ar CH); δ<sub>C</sub> (75 MHz) 21.9 (CH<sub>3</sub>), 27.3 (CH<sub>2</sub>CH<sub>2</sub>N), 40.1 (CHCH<sub>2</sub>CH<sub>2</sub>N), 44.6 (NCH<sub>2</sub>CH), 46.6 (CH<sub>2</sub>CH<sub>2</sub>N), 51.3 (NCH<sub>2</sub>CH), 52.7 (CH(CO<sub>2</sub>CH<sub>3</sub>)<sub>2</sub>), 52.8 (CO<sub>2</sub>CH<sub>3</sub>), 53.1 (CO<sub>2</sub>CH<sub>3</sub>), 119.8 (CH=CH<sub>2</sub>), 128.0 (CH, Ar), 130.0

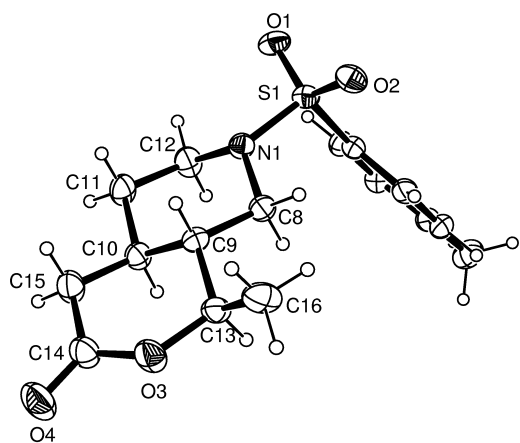
(CH, Ar), 133.2 (C<sup>4</sup>), 136.9 (CH=CH<sub>2</sub>), 144.0 (C<sup>4</sup>), 168.7 (C=O), 169.5 (C=O); *m/z* (ES<sup>+</sup>) 418.0 (100%, [M+Na]<sup>+</sup>); HRMS (ES<sup>+</sup>) Found: 418.1316, required for C<sub>19</sub>H<sub>25</sub>NO<sub>6</sub>SNa: 418.1300.



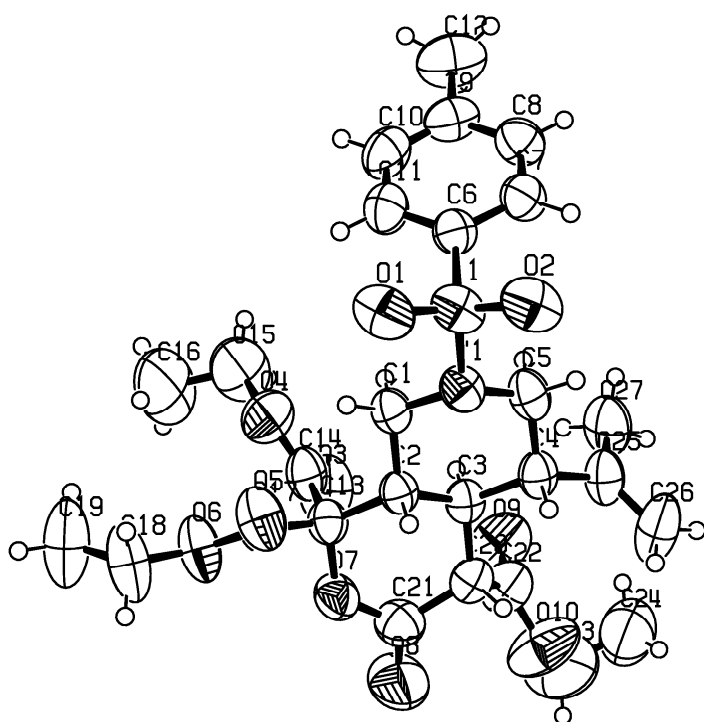
**Figure S1.** ORTEP plot of **8**. Ellipsoids drawn at 30% probability.



**Figure S2.** ORTEP plot of **10**. Ellipsoids drawn at 30% probability.



**Figure S3. ORTEP plot of 17.** Ellipsoids drawn at 30% probability.



**Figure S4. ORTEP plot of 30.** Ellipsoids drawn at 30% probability.