

Electronic Supplementary Information (ESI) for article “*Phosphole Modified Pentathienoacene: Synthesis, Electronic Properties and Self-Assembly*” by Jun-Hua Wan,* Wei-Fen Fang, Yi-Bao Li, Xu-Qiong Xiao, Li-Hong Zhang, Zheng Xu, Jia-Jian Peng, Guo-Qiao Lai*




Fig. S1. (a) POM images (b) OM images of xerogel formed from **6** in actone (6 mg/mL).




Fig. S2. FE-SEM images of xerogel formed from **6** in acetone (6 mg/mL).




Fig. S2. FE-SEM images of xerogel formed from **6** in ethyl acetate (7 mg/mL).

The ^1H NMR spectra for **3a**, **3b**, **5** and **6**.

^1H NMR Spectra

