

Electronic Supplementary Information

Trifluoroacetic acid-Promoted Michael Addition-Cyclization Reactions of Vinylogous Carbamates

Ram Tilak Naganaboina, Amrita Nayak and Rama Krishna Peddinti*

Contents

Single crystal X-ray structures of 10f , 14f and 18	S-2
General procedure and characterization data	S-3
Copies of ¹ H and ¹³ C NMR spectra	S-14

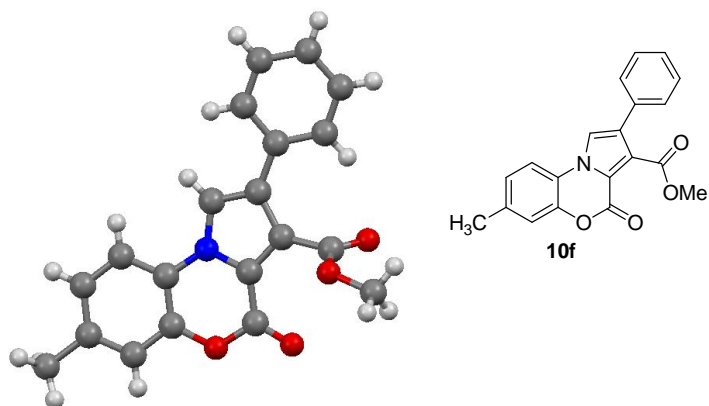


Figure 1. Single crystal X-ray structure of **10f**. (CCDC No: 982192)

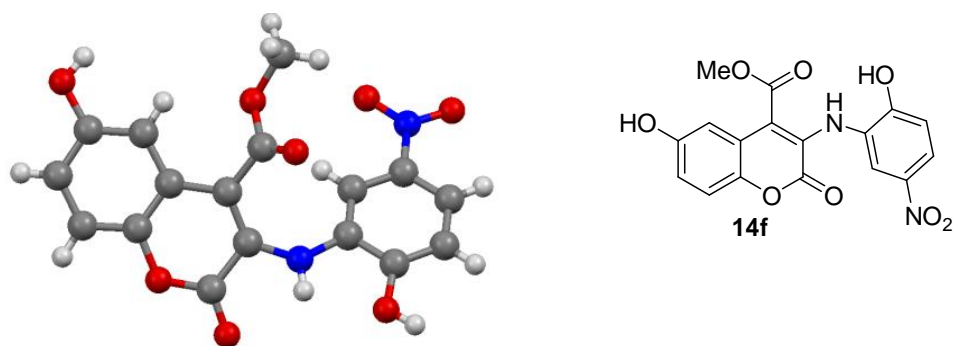


Figure 2. Single crystal X-ray structure of **14f**. (CCDC No: 982194)

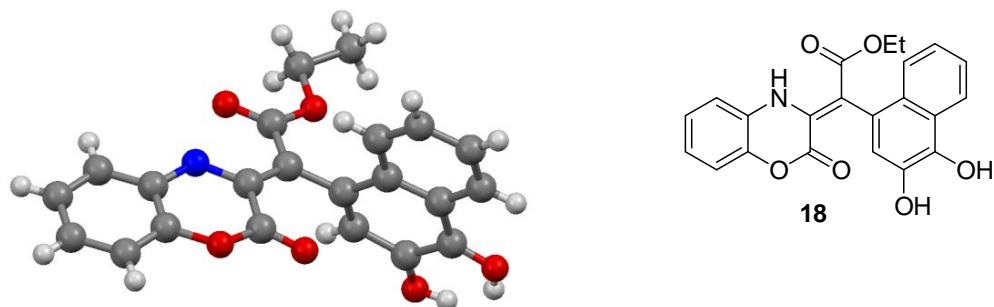


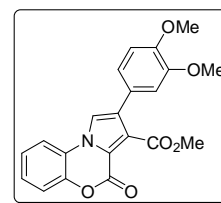
Figure 3. Single crystal X-ray structure of **18**. (CCDC NO: 982195)

General procedure for synthesis of pyrrolobenzoxazine derivatives: To a mixture of a 1,4-benzoxazinone derivative (0.5 mmol) and a β -nitrostyrene (0.6 mmol) in 4 mL of 1,2-dichloroethane (DCE), trifluoroacetic acid (TFA) (0.75 mmol) was added dropwise, and the mixture was allowed reflux for 5 h. After completion of the reaction as shown by TLC, the reaction was quenched with 4 mL of sat. NaHCO_3 solution. The organic layer was separated, washed with water twice, dried over anhydrous Na_2SO_4 , and concentrated under reduced pressure. The crude reaction mixture was purified by column chromatography on silica gel (100–200 Mesh) using 20-40% ethyl acetate/hexanes as the eluting system.

General procedure for synthesis of 3-aminocoumarin derivatives: To a mixture of 1,4-benzoxazinone derivative (0.5 mmol) and *p*-benzoquinone (**12**)/naphthoquinone (**13**) (0.6 mmol) in 4 mL of CH_2Cl_2 , trifluoroacetic acid (TFA) (0.6 mmol) was added dropwise, and the mixture was allowed stir at room temperature for 3 h. As the reaction proceeded the desired product precipitated out. After completion of the reaction, as shown by TLC, the reaction mixture was filtered and the resultant precipitate was washed with 5 mL of CH_2Cl_2 , and dried under vacuum to furnish a yellow coloured solid.

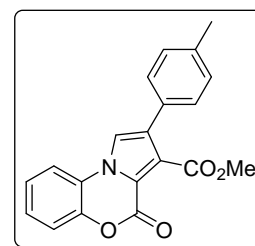
Compound 9a:

Yield: 156 mg (82%) as yellow solid, Mp.: 150-151 °C, IR (KBr): ν_{max} 1732, 1721, 1598, 1410, 1256, 1116, 1031 cm^{-1} . ^1H NMR (500 MHz, CDCl_3): δ 7.65 (s, 1H), 7.60 (d, $J = 7.0$ Hz, 1H), 7.32-7.26 (m, 3H), 6.99-6.95 (m, 2H), 6.82 (d, $J = 8.5$ Hz, 1H), 3.93 (s, 3H), 3.87 (s, 3H), 3.86 (s, 3H) ppm. ^{13}C NMR (125 MHz, CDCl_3): δ 165.4, 151.9, 148.8, 148.7, 142.8, 128.8, 126.9, 124.9, 124.4, 121.5, 121.3, 119.9, 118.1, 115.4, 115.4, 114.4, 111.1, 110.7, 55.7, 52.8 ppm. HRMS (ES+): m/z calcd for $[\text{C}_{21}\text{H}_{17}\text{NO}_6+\text{Na}]^+$: 402.0948, found: 402.0945.



Compound 9b:

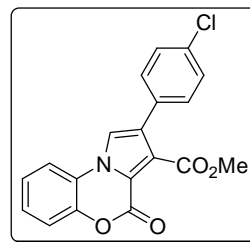
Yield: 128 mg (77%) as yellow solid, Mp.: 162-163 °C, IR (KBr): ν_{max} 1743, 1724, 1595, 1400, 1238, 1112, 1023 cm^{-1} . ^1H NMR (500 MHz, CDCl_3): δ 7.65 (s, 1H), 7.61-7.59 (m, 1H), 7.36-7.27 (m, 5H), 7.17 (d, $J = 8.0$ Hz, 2H), 3.92 (s, 3H), 2.34 (s, 3H) ppm. ^{13}C NMR



(125 MHz, CDCl₃): δ 165.3, 152.1, 142.9, 137.8, 129.4, 129.2, 128.9, 127.4, 127.1, 125.0, 121.8, 121.5, 118.3, 115.6, 115.5, 114.4, 52.8, 21.1 ppm. HRMS (ES⁺): m/z calcd for [C₂₀H₁₅NO₄+Na]⁺: 356.0893, found: 356.0888.

Compound 9c:

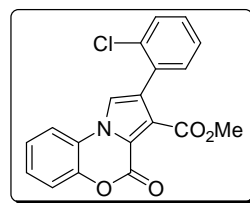
Yield: 132 mg (75%) as orange solid, Mp.: 178-179 °C, IR (KBr): ν_{\max} 1748, 1726, 1598, 1409, 1240, 1125, 1010 cm⁻¹. ¹H NMR (500 MHz, CDCl₃): δ 7.67 (s, 1H), 7.64-7.62 (m, 1H), 7.38-7.36 (m, 2H), 7.36-7.35 (m, 1H), 7.34-7.33 (m, 2H), 7.33-7.29 (m, 2H), 3.91 (s, 3H) ppm. ¹³C NMR (125 MHz, CDCl₃): δ 165.0, 151.9, 143.0, 134.0,



130.4, 129.0, 128.9, 128.1, 127.3, 125.1, 121.8, 121.4, 118.4, 115.9, 115.7, 114.4, 52.9 ppm. HRMS (ES⁺): m/z calcd for [C₁₉H₁₂ClNO₄+Na]⁺: 376.0347, found: 376.0346.

Compound 9d:

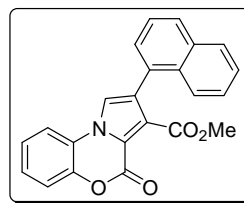
Yield: 126 mg (71%) as yellow solid, Mp.: 160-161 °C, IR (KBr): ν_{\max} 1730, 1721, 1606, 1524, 1412, 1372, 1247, 1068 cm⁻¹. ¹H NMR (500 MHz, CDCl₃): δ 7.71 (s, 1H), 7.62 (d, J = 8.0 Hz, 1H), 7.44 (dd, J = 3.0, 5.5 Hz, 1H), 7.38-7.28 (m, 6 H), 3.80 (s, 3H), ppm. ¹³C NMR



(125 MHz, CDCl₃): δ 163.8, 151.6, 143.1, 133.3, 131.4, 131.2, 129.7, 129.3, 127.3, 127.1, 126.7, 125.0, 123.1, 121.4, 118.2, 117.6, 115.7, 114.5, 52.5 ppm. HRMS (ES⁺): m/z calcd for [C₁₉H₁₂ClNO₄+Na]⁺: 376.0347, found: 376.0343.

Compound 9e:

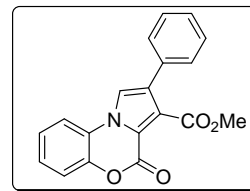
Yield: 149 mg (81%) as yellow solid, Mp.: 136-137 °C, IR (KBr): ν_{\max} 1745, 1725, 1598, 1381, 1259, 1089 cm⁻¹. ¹H NMR (500 MHz, CDCl₃): 7.88-7.85 (m, 3H), 7.71 (s, 1H), 7.60 (dd, J = 1.5, 8.0 Hz, 1H), 7.51-7.40 (m, 5H), 7.36 (dt, J = 1.5, 7.0 Hz, 1H), 7.30 (dt, J =



1.5, 8.0 Hz, 1H), 3.59 (s, 3H) ppm. ¹³C NMR (125 MHz, CDCl₃): δ 164.1, 151.8, 143.1, 133.4, 132.0, 129.9, 128.5, 128.3, 128.2, 127.8, 127.2, 126.3, 125.9, 125.1, 125.0, 123.8, 121.5, 118.3, 117.7, 115.6, 114.5, 52.3 ppm. HRMS (ES⁺): m/z calcd for [C₂₃H₁₅NO₄+Na]⁺: 392.0893, found: 392.0883.

Compound 9f:

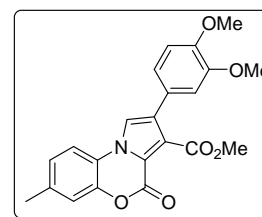
Yield: 134 mg (84%) as brown solid, Mp.: 168-169 °C, IR (KBr): ν_{\max} 1741, 1722, 1530, 1468, 1384, 1250, 1138 cm^{-1} . ^1H NMR (500 MHz, CDCl_3): δ 7.68 (s, 1H), 7.62-7.60 (m, 1H), 7.45 - 7.43 (m, 2H), 7.38-7.35 (m, 2H), 7.34-7.29 (m, 4H), 3.91 (s, 3H) ppm. ^{13}C NMR (125



MHz, CDCl_3): δ 165.2, 152.0, 142.9, 131.9, 129.2, 128.7, 127.8, 127.6, 127.1, 125.0, 121.9, 121.4, 118.3, 115.7, 115.7, 114.4, 52.8 ppm. HRMS (ES⁺): m/z calcd for $[\text{C}_{19}\text{H}_{13}\text{NO}_4+\text{Na}]^+$: 342.0737, found: 342.0735.

Compound 10a:

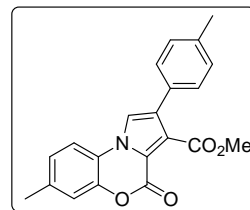
Yield: 151 mg (76%) as brown solid. Mp.: 143-144 °C, IR (KBr): ν_{\max} 1738, 1716, 1595, 1397, 1261, 1115, 1032 cm^{-1} . ^1H NMR (500 MHz, CDCl_3): δ 7.58 (s, 1H), 7.36 (d, $J = 1.0$ Hz, 1H), 7.15 (d, $J = 8.5$ Hz, 1H), 7.06 (dd, $J = 1.5, 8.5$ Hz, 1H), 6.97 (d, $J = 2.0$ Hz, 1H),



6.95 (dd, $J = 2.0, 8.0$ Hz, 1H), 6.81 (d, $J = 8.0$ Hz, 1H), 3.91 (s, 3H), 3.86 (s, 3H), 3.85 (s, 3H), 2.40 (s, 3H) ppm. ^{13}C NMR (125 MHz, CDCl_3): δ 165.5, 152.1, 148.8, 148.7, 140.7, 135.2, 128.6, 127.7, 124.5, 121.4, 120.8, 119.9, 117.7, 115.4, 115.2, 114.5, 111.1, 110.6, 55.7, 52.8, 20.9 ppm. HRMS (ES⁺): m/z calcd for $[\text{C}_{22}\text{H}_{19}\text{NO}_6+\text{Na}]^+$: 416.1105, found: 416.1105.

Compound 10b:

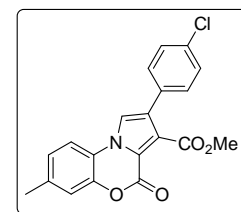
Yield: 131 mg (75%) as brown solid, Mp.: 182-183 °C, IR (KBr): ν_{\max} 1739, 1719, 1594, 1410, 1272, 1119, 1029 cm^{-1} . ^1H NMR (500 MHz, CDCl_3): δ 7.59 (s, 1H), 7.46 (d, $J = 8.5$ Hz, 1H), 7.33 (d, $J = 8.5$ Hz, 2H), 7.18 (d, $J = 8.0$ Hz, 2H), 7.13 (s, 1H), 7.08 (dd, $J = 1.0, 8.0$ Hz, 1H), 3.92 (s, 3H), 2.40 (s, 3H), 2.35 (s, 3H) ppm. ^{13}C NMR (125 MHz, CDCl_3): δ 165.4,



152.2, 142.8, 137.7, 129.4, 129.1, 129.0, 127.5, 125.7, 121.5, 119.2, 118.4, 115.5, 115.3, 114.0, 52.8, 21.1, 21.0 ppm. HRMS (ES⁺): m/z calcd for $[\text{C}_{21}\text{H}_{17}\text{NO}_4+\text{Na}]^+$: 370.1050, found: 370.1048.

Compound 10c:

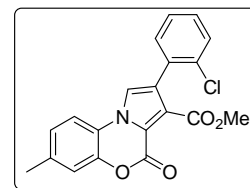
Yield: 131 mg (71%) as yellow solid, Mp.: 180-181 °C, IR (KBr): ν_{\max} 1739, 1721, 1539, 1368, 1235, 1124, 1024 cm^{-1} . ^1H NMR (500 MHz, CDCl_3): δ 7.63 (s, 1H), 7.50 (d, $J = 8.5$ Hz, 1H), 7.37 (q, $J = 7.5$ Hz, 4H), 7.18-7.17 (m, 1H), 7.12 (d, $J = 8.0$ Hz, 1H), 3.91 (s, 3H), 2.42 (s, 3H) ppm. ^{13}C NMR



(125 MHz, CDCl₃): δ 165.1, 152.2, 142.9, 138.1, 134.0, 130.7, 129.1, 129.0, 128.0, 125.9, 121.6, 119.1, 118.6, 115.9, 115.5, 114.1, 52.9, 21.2 ppm. HRMS (ES⁺): m/z calcd for [C₂₀H₁₄ClNO₄+Na]⁺: 390.0504, found: 390.0505.

Compound 10d:

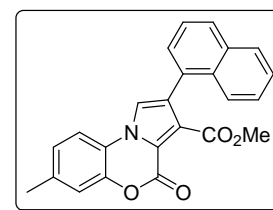
Yield: 122 mg (66%) as yellow solid, Mp: 168-169 °C, IR (KBr): ν_{\max} 1744, 1728, 1576, 1382, 1264, 1058 cm⁻¹, ¹H NMR (500 MHz, CDCl₃): δ 7.66 (s, 1H), 7.48 (d, J = 8.0 Hz, 1H), 7.45 (dd, J = 3.5, 5.5 Hz, 1H), 7.37 (dd, J = 3.5, 5.5 Hz, 1H), 7.31-7.27 (m, 2H), 7.17 (s, 1H), 7.10 (d, J = 8.5 Hz, 1H), 3.80 (s, 3H), 2.42 (s, 3H) ppm.



¹³C NMR (125 MHz, CDCl₃): δ 163.9, 151.8, 142.9, 138.0, 133.3, 131.5, 131.4, 129.7, 129.3, 126.9, 126.7, 125.7, 122.8, 119.1, 118.3, 117.4, 115.3, 114.2, 52.4, 21.1 ppm. HRMS (ES⁺): m/z calcd for [C₂₀H₁₄ClNO₄+Na]⁺: 390.0505, found: 390.0509.

Compound 10e:

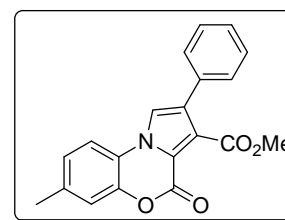
Yield: 149mg (78%) as yellow solid, Mp.: 167-168 °C, IR (KBr): ν_{\max} 1744, 1724, 1593, 1394, 1259, 1075 cm⁻¹. ¹H NMR (500 MHz, CDCl₃): δ 7.89-7.86 (m, 3H), 7.67 (s, 1H), 7.51-7.43 (m, 5H), 7.22 (s, 1H), 7.10 (d, J = 8.5 Hz, 1H), 3.59 (s, 3H), 2.44 (s, 3H) ppm.



¹³C NMR (125 MHz, CDCl₃): δ 164.2, 152.0, 143.0, 137.9, 133.5, 132.1, 130.0, 128.5, 128.3, 128.1, 127.8, 126.3, 125.9, 125.8, 125.2, 125.1, 123.5, 119.2, 118.4, 117.4, 115.5, 114.2, 52.3, 21.1 ppm. HRMS (ES⁺): m/z calcd for [C₂₄H₁₇NO₄+Na]⁺: 406.1050, found: 406.1049.

Compound 10f:

Yield: 137 mg (82%) as yellow solid, Mp.: 166-167 °C, IR (KBr): ν_{\max} 1734, 1716, 1594, 1409, 1265, 1117, 1028 cm⁻¹. ¹H NMR (500 MHz, CDCl₃): δ 7.64 (s, 1H), 7.49 (d, J = 8.0 Hz, 1H), 7.47 - 7.46 (m, 2H), 7.39 (t, J = 7.0 Hz, 2H), 7.35-7.32 (m, 1H), 7.16 (s, 1H), 7.11 (d, J = 8.0 Hz, 1H), 3.92 (s, 3H), 2.41 (s, 3H) ppm.

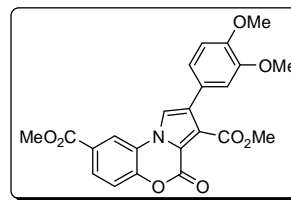


¹³C NMR (125 MHz, CDCl₃): δ 165.3, 152.3, 142.9, 137.8, 132.1, 129.1, 128.8, 127.9, 127.7, 125.8, 121.6, 119.2, 118.5, 115.6, 115.5, 114.1, 52.8, 21.1 ppm. HRMS (ES⁺): m/z calcd for [C₂₀H₁₅NO₄+Na]⁺: 356.0893, found: 356.0893.

Compound 11a:

Yield: 148 mg (68%) as yellow solid, Mp.: 180-181 °C, IR (KBr):

ν_{\max} 1742, 1722, 1595, 1397, 1262, 1119, 1015 cm^{-1} . ^1H NMR (500 MHz, CDCl_3): δ 8.30 (s, 1H), 7.98 (d, $J = 8.5$ Hz, 1H), 7.74 (s, 1H), 7.40 (d, $J = 8.5$ Hz, 1H), 6.98 (d, $J = 7.5$ Hz, 2H), 6.84 (d,

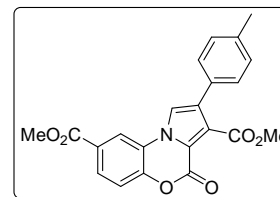


$J = 8.5$ Hz, 1H), 3.96 (s, 3H), 3.93 (s, 3H), 3.88 (s, 3H), 3.87 (s, 3H) ppm. ^{13}C NMR (125 MHz, CDCl_3): δ 165.3, 165.2, 151.2, 149.0, 148.9, 146.0, 129.4, 128.2, 127.0, 124.2, 122.3, 121.5, 120.0, 118.3, 116.1, 115.9, 115.1, 111.2, 110.7, 55.8, 55.8, 52.9, 52.6 ppm. HRMS (ES⁺): m/z calcd for $[\text{C}_{23}\text{H}_{19}\text{NO}_8+\text{Na}]^+$: 460.1003, found: 460.1014.

Compound 11b:

Yield: 129 mg (66%) as brown solid, Mp.: 150-151 °C, IR (KBr):

ν_{\max} 1749, 1726, 1604, 1391, 1254, 1117, 1058 cm^{-1} . ^1H NMR (500 MHz, CDCl_3): δ 8.28 (s, 1H), 7.98 (d, $J = 8.5$ Hz, 1H), 7.75 (s, 1H), 7.38 (d, $J = 8.5$ Hz, 1H), 7.30 (d, $J = 7.5$ Hz, 2H), 7.14 (d, $J = 8.0$

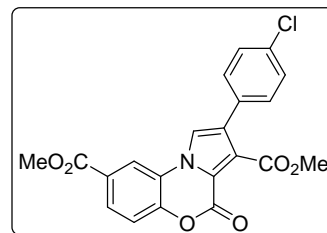


Hz, 2H), 3.96 (s, 3H), 3.95 (s, 3H), 2.33 (s, 3H) ppm. ^{13}C NMR (125 MHz, CDCl_3): δ 165.2, 165.1, 151.2, 145.9, 137.8, 129.4, 129.4, 128.5, 128.1, 127.2, 126.9, 122.3, 121.4, 118.2, 116.1, 116.1, 115.1, 52.8, 52.5, 21.0 ppm. HRMS (ES⁺): m/z calcd for $[\text{C}_{22}\text{H}_{17}\text{NO}_6+\text{Na}]^+$: 414.0948, found: 414.0948.

Compound 11c:

Yield: 128 mg (62%) as orange solid, Mp.: 154-155 °C, IR

(KBr): ν_{\max} 1746, 1724, 1604, 1398, 1260, 1119, 1069 cm^{-1} . ^1H NMR (500 MHz, CDCl_3): δ 8.33 (d, $J = 1.5$ Hz, 1H), 8.03 (dd, $J = 1.5, 8.5$ Hz, 1H), 7.78 (s, 1H), 7.44 (d, $J = 8.5$ Hz, 1H), 7.39



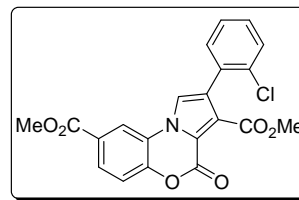
(q, $J = 8.0$ Hz, 4 H), 3.97 (s, 3H), 3.93 (s, 3H) ppm. ^{13}C NMR (125 MHz, CDCl_3): δ 165.2, 164.7, 151.1, 146.1, 134.2, 130.2, 129.1, 129.0, 128.6, 128.5, 127.1, 122.5, 121.4, 118.5, 116.2, 115.6, 53.0, 52.7 ppm. HRMS (ES⁺): m/z calcd for $[\text{C}_{21}\text{H}_{14}\text{ClNO}_6+\text{Na}]^+$: 434.0402, found: 434.0403.

Compound 11d:

Yield: 116 mg (56%) as white solid, Mp.: 184-185 °C, IR (KBr):

ν_{\max} 1736, 1712, 1595, 1398, 1259, 1115, 1062 cm^{-1} . ^1H NMR (500 MHz, CDCl_3): δ 8.33 (d, $J = 1.5$ Hz, 1H), 8.02 (dd, $J = 1.5$,

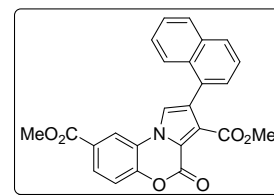
8.5 Hz, 1H), 7.82 (s, 1H), 7.46-7.43 (m, 2H), 7.38-7.36 (m, 1H), 7.32-7.29 (m, 2H), 3.95 (s, 3H), 3.81 (s, 3H) ppm. ^{13}C NMR (125 MHz, CDCl_3): δ 165.2, 163.6, 150.8, 146.2, 133.3, 131.4, 131.0, 129.7, 129.5, 128.5, 127.6, 127.0, 126.7, 123.8, 121.5, 118.3, 118.1, 116.3, 115.3, 52.6, 52.6 ppm. HRMS (ES⁺): m/z calcd for $[\text{C}_{21}\text{H}_{14}\text{ClNO}_6+\text{Na}]^+$: 434.0402, found: 434.0402.

**Compound 11e:**

Yield: 152 mg (71%) as brown solid, Mp.: 208-209 °C, IR (KBr):

ν_{\max} 1738, 1723, 1593, 1393, 1263, 1118, 1076 cm^{-1} . ^1H NMR (500 MHz, CDCl_3): δ 8.32 (d, $J = 2.0$ Hz, 1H), 8.04 (dd, $J = 1.5$, 8.5 Hz, 1H), 7.89-7.84 (m, 3H), 7.83 (s, 1H), 7.52-7.44 (m, 5H), 3.95 (s,

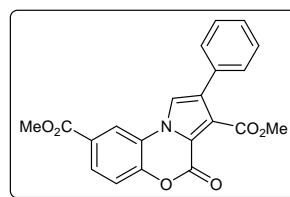
3H), 3.61 (s, 3H) ppm. ^{13}C NMR (125 MHz, CDCl_3): δ 165.2, 163.8, 151.0, 146.2, 133.5, 131.9, 129.5, 128.7, 128.5, 128.4, 127.9, 127.1, 126.4, 126.0, 125.1, 125.1, 124.6, 121.6, 118.4, 118.2, 116.3, 115.3, 52.6, 52.3 ppm. HRMS (ES⁺): m/z calcd for $[\text{C}_{25}\text{H}_{17}\text{NO}_6+\text{Na}]^+$: 450.0948, found: 450.0955.

**Compound 11f:**

Yield: 142 mg (75%) as yellow solid, Mp.: 158-159 °C, IR (KBr):

ν_{\max} 1730, 1714, 1603, 1465, 1364, 1261, 1006 cm^{-1} . ^1H NMR (500 MHz, CDCl_3): δ 8.28 (d, $J = 1.5$ Hz, 1H), 7.96 (dd, $J = 2.0$, 9.0 Hz, 1H), 7.77 (s, 1H), 7.41 (d, $J = 7.0$ Hz, 2H), 7.37 (d, $J = 9.0$ Hz,

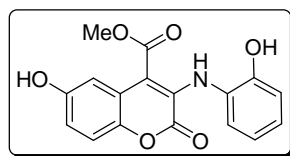
1H), 7.33 (t, $J = 7.0$ Hz, 2H), 7.28 (d, $J = 7.5$ Hz, 1H), 3.93 (s, 3H), 3.92 (s, 3H) ppm. ^{13}C NMR (125 MHz, CDCl_3): δ 165.1, 164.9, 151.1, 145.9, 131.4, 129.4, 128.6, 128.2, 127.9, 127.4, 126.9, 122.4, 121.4, 118.2, 116.2, 116.1, 115.2, 52.8, 52.5 ppm. HRMS (ES⁺): m/z calcd for $[\text{C}_{21}\text{H}_{15}\text{NO}_6+\text{Na}]^+$: 400.0792, found: 400.0791.

**Compound 14a:**

Yield: 144 mg (88%) as yellow solid. Mp.: 154-155 °C, IR (KBr):

ν_{\max} 3334, 1712, 1663, 1506, 1497, 1350, 1247, 1024 cm^{-1} . ^1H NMR (500 MHz, CDCl_3): δ 9.54 (s, 2H), 7.82 (s, 1H), 7.22 (d, $J =$

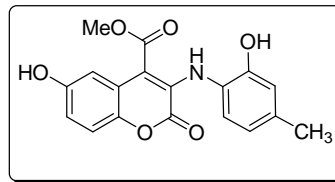
9.0 Hz, 1H), 6.97 (d, $J = 6.5$ Hz, 2H), 6.87-6.83 (m, 2H), 6.78-6.73 (m, 2H), 3.17 (s, 3H) ppm.



^{13}C NMR (125 MHz, CDCl_3): δ 165.4, 159.5, 154.5, 151.0, 141.1, 130.0, 127.3, 126.1, 124.9, 119.4, 119.2, 117.5, 116.4, 115.2, 111.6, 105.2, 51.9 ppm. HRMS (ES⁺): m/z calcd for $[\text{C}_{17}\text{H}_{13}\text{NO}_6+\text{Na}]^+$: 350.0635, found: 350.0637.

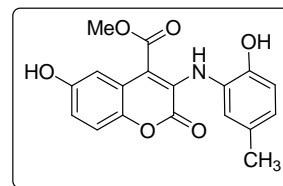
Compound 14b:

Yield: 138 mg (81%) as yellow solid, Mp.: 178-179 °C, IR (KBr): ν_{max} 3375, 1727, 1689, 1524, 1500, 1344, 1274, 1028 cm^{-1} . ^1H NMR (500 MHz, CDCl_3): δ 9.74 (br s, 1H), 9.57 (br s, 1H), 7.61 (s, 1H), 7.19 (d, $J = 8.5$ Hz, 1H), 6.81 (d, $J = 8.0$ Hz, 1H), 6.75-6.72 (m, 2H), 6.64-6.63 (m, 1H), 6.55 (dd, $J = 1.5, 8.0$ Hz, 1H), 3.18 (s, 3H), 2.17 (s, 3H) ppm. ^{13}C NMR (125 MHz, CDCl_3): δ 165.7, 159.6, 154.6, 151.3, 141.0, 136.2, 130.4, 125.6, 124.5, 120.1, 119.4, 117.6, 117.0, 115.2, 110.9, 108.2, 52.1, 21.2 ppm. HRMS (ES⁺): m/z calcd for $[\text{C}_{18}\text{H}_{15}\text{NO}_6+\text{Na}]^+$: 364.0792, found: 364.0791.



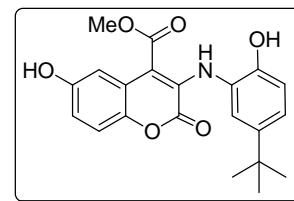
Compound 14c:

Yield: 133 mg (78%) as yellow solid, Mp.: 164-165 °C, IR (KBr): ν_{max} 3358, 1724, 1683, 1577, 1524, 1450, 1344, 1257, 1021 cm^{-1} . ^1H NMR (500 MHz, CDCl_3): δ 9.69 (br s, 1H), 9.41 (br s, 1H), 7.59 (s, 1H), 7.10 (d, $J = 9.0$ Hz, 1H), 6.83 (d, $J = 2.5$ Hz, 1H), 6.77-6.70 (m, 4H), 3.20 (s, 3H), 2.13 (s, 3H) ppm. ^{13}C NMR (125 MHz, CDCl_3): δ 165.4, 159.4, 154.5, 148.3, 141.0, 129.8, 128.0, 126.9, 126.2, 124.5, 119.1, 117.4, 116.1, 115.2, 111.5, 108.2, 51.7, 20.4 ppm. HRMS (ES⁺): m/z calcd for $[\text{C}_{18}\text{H}_{15}\text{NO}_6+\text{Na}]^+$: 364.0792, found: 364.0789.



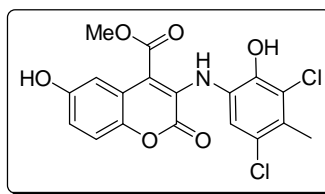
Compound 14d:

Yield: 132 mg (68%) as yellow solid, Mp: 184-185 °C, IR (KBr): ν_{max} 3359, 1714, 1649, 1563, 1526, 1344, 1241, 1042 cm^{-1} , ^1H NMR (500 MHz, CDCl_3): δ 9.51 (br s, 1H), 9.32 (br s, 1H), 7.69 (s, 1H), 7.21 (d, $J = 9.0$ Hz, 1H), 6.99 (dd, $J = 2.0, 8.0$ Hz, 1H), 6.96 (d, $J = 2.5$ Hz, 1H), 6.92 (d, $J = 3.0$ Hz, 1H), 6.78 (d, $J = 8.5$ Hz, 1H), 6.76 (dd, $J = 2.5, 8.5$ Hz, 1H), 3.08 (s, 3H), 1.22 (s, 9H) ppm. ^{13}C NMR (125 MHz, CDCl_3): δ 165.0, 159.2, 154.2, 148.0, 141.2, 140.6, 129.9, 126.2, 122.3, 120.4, 119.0, 117.0, 115.7, 114.5, 109.8, 107.5, 51.2, 33.7, 31.2 ppm. HRMS (ES⁺): m/z calcd for $[\text{C}_{21}\text{H}_{21}\text{NO}_6+\text{Na}]^+$: 406.1261, found: 406.1273.

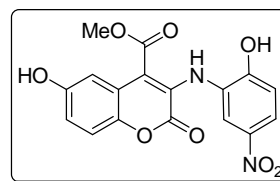


Compound 14e:

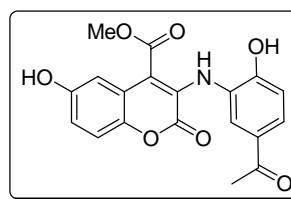
Yield: 152 mg (72%) as yellow solid, Mp.: 198-199 °C, IR (KBr): ν_{\max} 3387, 1718, 1674, 1603, 1530, 1444, 206, 1017 cm^{-1} . ^1H NMR (500 MHz, CDCl_3): δ 9.74 (br s, 1H), 7.91 (s, 1H), 7.21 (d, $J = 9.0$ Hz, 1H), 7.02 (s, 1H), 6.79 (dd, $J = 3.0, 9.0$ Hz, 1H), 6.76 (d, $J = 2.5$ Hz, 1H), 3.29 (s, 3H), 2.33 (s, 3H) ppm. ^{13}C NMR (125 MHz, CDCl_3): δ 164.8, 158.6, 154.2, 146.7, 141.1, 130.3, 129.6, 127.5, 123.5, 122.8, 122.4, 118.5, 117.1, 115.3, 113.0, 107.9, 51.5, 17.3 ppm. HRMS (ES+): m/z calcd for $[\text{C}_{18}\text{H}_{13}\text{Cl}_2\text{NO}_6+\text{Na}]^+$: 432.0012, found: 432.0017.

**Compound 14f:**

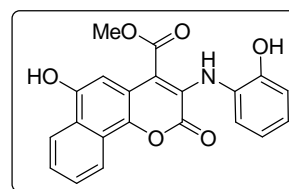
Yield: 132 mg (71%) as yellow solid, Mp.: 171-172 °C, IR (KBr): ν_{\max} 3326, 1712, 1674, 1592, 1527, 1361, 1241, 1079 cm^{-1} . ^1H NMR (500 MHz, CDCl_3): δ 11.38 (br s, 1H), 8.05 (br s, 1H), 7.89 (d, $J = 9.0$ Hz, 1H), 7.87-7.85 (m, 1H), 7.24 (d, $J = 8.5$ Hz, 1H), 7.00 (d, $J = 9.0$ Hz, 1H), 6.91 (s, 1H), 6.84 (dd, $J = 2.5, 8.5$ Hz, 1H), 3.36 (s, 3H) ppm. ^{13}C NMR (125 MHz, CDCl_3): δ 165, 158.7, 156.7, 156.7, 154.3, 141.7, 139.3, 128.9, 128.8, 121.1, 118.5, 118.2, 117.4, 116.1, 115.6, 108.5, 52.0 ppm. HRMS (ES+): m/z calcd for $[\text{C}_{17}\text{H}_{12}\text{N}_2\text{O}_8+\text{Na}]^+$: 395.0486, found: 395.0497.

**Compound 14g:**

Yield: 137 mg (74%) as yellow solid, Mp.: 184-185 °C, (KBr): ν_{\max} 3361, 1709, 1653, 1586, 1506, 1450, 1338, 1074 cm^{-1} . ^1H NMR (500 MHz, CDCl_3): δ 10.67 (br s, 1H), 9.65 (br s, 1H), 7.84 (s, 1H), 7.63 (dd, $J = 2.0, 8.5$ Hz, 1H), 7.58 (d, $J = 2.0$ Hz, 1H), 7.23 (d, $J = 8.5$ Hz, 1H), 6.93 (d, $J = 8.5$ Hz, 1H), 6.84 (d, $J = 2.5$ Hz, 1H), 6.80 (dd, $J = 2.5, 8.5$ Hz, 1H), 3.20 (s, 3H), 2.45 (s, 3H) ppm. ^{13}C NMR (125 MHz, CDCl_3): δ 196.2, 165.2, 159.0, 155.4, 154.4, 141.1, 129.5, 128.6, 127.4, 126.6, 124.6, 118.7, 117.3, 115.8, 115.3, 112.7, 108.1, 51.7, 26.4 ppm. IR HRMS (ES+): m/z calcd for $[\text{C}_{19}\text{H}_{15}\text{NO}_7+\text{Na}]^+$: 392.0741, found: 392.0746.

**Compound 15a:**

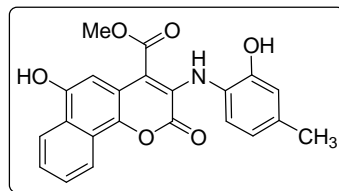
Yield: 162 mg (86%) as yellow solid, Mp.: 176-177 °C, IR (KBr): ν_{\max} 3382, 1711, 1677, 1592, 1577, 1409, 1245, 1078 cm^{-1} . ^1H NMR (500 MHz, CDCl_3): δ 10.29 (br s, 1H), 9.56 (br s, 1H), 8.23



(d, $J = 8.5$ Hz, 1H), 8.14 (d, $J = 8.0$ Hz, 1H), 7.89 (s, 1H), 7.66 (t, $J = 7.5$ Hz, 1H), 7.55 (t, $J = 7.5$ Hz, 1H), 7.02-6.97 (m, 2H), 6.95 (s, 1H), 6.86 (d, $J = 8.0$ Hz, 1H), 6.76 (t, $J = 7.5$ Hz, 1H), 3.23 (s, 3H) ppm. ^{13}C NMR (125 MHz, CDCl_3): δ 165.2, 158.9, 150.7, 150.0, 135.8, 130.1, 127.6, 127.1, 125.7, 125.5, 124.6, 123.6, 123.3, 122.4, 120.1, 118.8, 116.0, 114.4, 112.3, 100.8, 51.4 ppm. HRMS (ES⁺): m/z calcd for $[\text{C}_{21}\text{H}_{15}\text{NO}_6+\text{Na}]^+$: 400.0792, found: 400.0800.

Compound 15b:

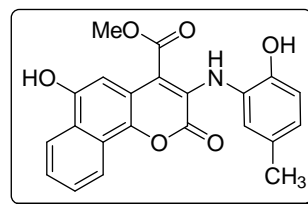
Yield: 159 mg (81%) as yellow solid, Mp.: 216-217 °C, IR (KBr): ν_{max} 3358, 1709, 1674, 1592, 1559, 1421, 1232, 1085 cm^{-1} . ^1H NMR (500 MHz, CDCl_3): δ 10.29 (br s, 1H), 9.43 (br s, 1H), 8.22 (d, $J = 8.5$ Hz, 1H), 8.15 (d, $J = 8.5$ Hz, 1H), 7.81



(s, 1H), 7.64 (t, $J = 7.5$ Hz, 1H), 7.53 (t, $J = 8.0$ Hz, 1H), 6.94 (s, 1H), 6.91 (d, $J = 8.0$ Hz, 1H), 6.70 (s, 1H), 6.58 (d, $J = 8.0$ Hz, 1H), 3.25 (s, 3H), 2.22 (s, 3H) ppm. ^{13}C NMR (125 MHz, CDCl_3): δ 165.3, 159.0, 151.0, 150.1, 135.6, 135.3, 130.4, 127.6, 125.6, 125.1, 124.3, 123.5, 123.4, 122.4, 120.0, 119.4, 116.6, 114.6, 111.5, 100.8, 51.5, 20.7 ppm. HRMS (ES⁺): m/z calcd for $[\text{C}_{22}\text{H}_{17}\text{NO}_6+\text{Na}]^+$: 414.0948, found: 414.0960.

Compound 15c:

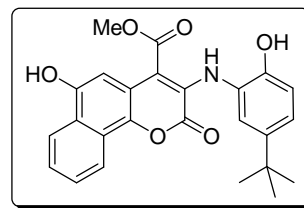
Yield: 164 mg (84%) as yellow solid, Mp.: 208-209 °C, IR (KBr): ν_{max} 3352, 1712, 1689, 1589, 1562, 1430, 1206, 1085 cm^{-1} . ^1H NMR (500 MHz, CDCl_3): δ 10.31 (br s, 1H), 9.33 (br s, 1H), 8.23



(d, $J = 8.5$ Hz, 1H), 8.14 (d, $J = 8.5$ Hz, 1H), 7.79 (s, 1H), 7.67 (t, $J = 7.0$ Hz, 1H), 7.55 (t, $J = 7.5$ Hz, 1H), 6.97 (s, 1H), 6.81-6.74 (m, 3H), 3.25 (s, 3H), 2.17 (s, 3H) ppm. ^{13}C NMR (125 MHz, CDCl_3): δ 165.3, 159.1, 150.1, 148.2, 136.0, 130.0, 127.7, 127.6, 126.8, 125.8, 124.3, 123.7, 123.4, 122.5, 120.2, 115.9, 114.4, 112.5, 101.0, 51.5, 20.2 ppm. HRMS (ES⁺): m/z calcd for $[\text{C}_{22}\text{H}_{17}\text{NO}_6+\text{Na}]^+$: 414.0948, found: 414.0963

Compound 15d:

Yield: 162 mg (75%) as yellow solid, Mp.: 202-203 °C, IR (KBr): ν_{max} 3364, 1721, 1657, 1572, 1509, 1352, 1238, 1063 cm^{-1} . ^1H NMR (500 MHz, CDCl_3): δ 10.27 (br s, 1H), 9.38 (br s, 1H), 8.23 (d, $J = 8.5$ Hz, 1H), 8.16 (d, $J = 8.5$ Hz, 1H), 7.78 (s,

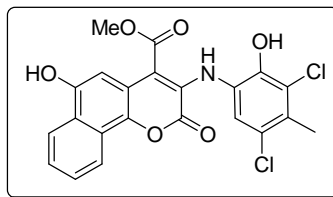


1H), 7.64 (t, $J = 7.5$ Hz, 1H), 7.52 (t, $J = 7.5$ Hz, 1H), 7.07 (s, 1H), 7.03 (s, 1H), 6.99 (d, $J = 8.5$ Hz, 1H), 6.84 (d, $J = 8.5$ Hz, 1H), 3.15 (s, 3H), 1.20 (s, 9H) ppm. ^{13}C NMR (125 MHz,

CDCl₃): δ 165.2, 159.2, 150.1, 148.1, 141.3, 135.8, 130.3, 127.5, 126.3, 125.6, 123.7, 123.4, 122.4, 122.3, 120.4, 120.1, 115.8, 114.6, 111.3, 101.0, 51.3, 33.7, 31.2 ppm. HRMS (ES⁺): m/z calcd for [C₂₅H₂₃NO₆+Na]⁺: 456.1418, found: 456.1428.

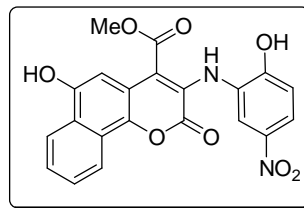
Compound 15e:

Yield: 182 mg (79%) as yellow solid, Mp.: 220-221 °C, IR (KBr): ν_{\max} 3368, 1714, 1689, 1546, 1468, 1268, 1082 cm⁻¹. ¹H NMR (500 MHz, CDCl₃): δ 10.32 (br s, 1H), 9.75 (br s, 1H), 8.24 (d, J = 8.5 Hz, 1H), 8.16 (d, J = 8.5 Hz, 1H), 8.05 (s, 1H), 7.67 (t, J = 7.5 Hz, 1H), 7.56 (t, J = 7.5 Hz, 1H), 7.11 (s, 1H), 6.89 (s, 1H), 3.39 (s, 3H), 2.37 (s, 3H) ppm. ¹³C NMR (125 MHz, CDCl₃): δ 165.1, 158.6, 150.1, 146.7, 136.6, 130.2, 129.8, 127.7, 127.6, 126.0, 124.0, 123.3, 123.3, 122.9, 122.5, 122.5, 120.2, 114.8, 113.9, 100.8, 51.7, 17.3 ppm. HRMS (ES⁺): m/z calcd for [C₂₂H₁₅C₁₂NO₆+Na]⁺: 482.0169, found: 482.0178.



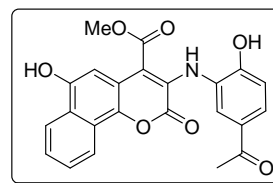
Compound 15f:

Yield: 152 mg (72%) as yellow solid, Mp.: 194-195 °C, IR (KBr): ν_{\max} 3364, 1724, 1677, 1589, 1559, 1421, 1318, 1079 cm⁻¹. ¹H NMR (500 MHz, CDCl₃): δ 11.40 (br s, 1H), 10.35 (br s, 1H), 8.19-8.05 (m, 2H), 8.05 (s, 1H), 7.86 (s, 2H), 7.61-7.53 (m, 2H), 7.01-6.94 (m, 2H), 3.42 (s, 3H) ppm. ¹³C NMR (125 MHz, CDCl₃): δ 164.3, 157.7, 155.6, 149.3, 138.5, 136.6, 128.1, 128.0, 126.8, 125.4, 123.5, 122.5, 121.6, 119.9, 119.6, 117.2, 117.0, 114.7, 112.8, 100.2, 51.1 ppm. HRMS (ES⁺): m/z calcd for [C₂₁H₁₄N₂O₈+Na]⁺: 445.0642, found: 445.0647.



Compound 15g:

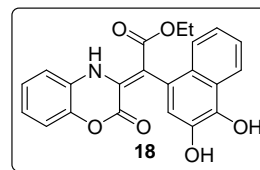
Yield: 162 mg (77%) as yellow solid, Mp.: 202-203 °C, IR (KBr): ν_{\max} 3387, 1706, 1656, 1586, 1562, 1415, 1321 cm⁻¹. ¹H NMR (500 MHz, CDCl₃): δ 10.34 (br s, 1H), 8.24 (d, J = 8.5 Hz, 1H), 8.15 (d, J = 8.5 Hz, 1H), 7.93 (s, 1H), 7.68-7.64 (m, 3H), 7.56 (t, J = 8.0 Hz, 1H), 6.96-6.94 (m, 2H), 3.26 (s, 3H), 2.47 (s, 3H) ppm. ¹³C NMR (125 MHz, CDCl₃): δ 195.9, 165.2, 158.8, 155.3, 150.1, 136.3, 129.7, 128.5, 127.6, 127.4, 126.3, 125.9, 124.5, 123.9, 123.3, 122.4, 120.2, 115.7, 114.1, 114.0, 100.9, 51.6, 26.2 ppm. HRMS (ES⁺): m/z calcd for [C₂₃H₁₇NO₇+Na]⁺: 442.0897, found: 442.0905.



Synthesis of 1,4-benzoxazinone derivative 18: To a mixture of 1,4-benzoxazinone derivative **16** (0.5 mmol) and naphthoquinone monoketal **17** (0.6 mmol) in 4 mL of CH₂Cl₂, trifluoroacetic acid (TFA) (0.6 mmol) was added dropwise, and the mixture was allowed to stir at room temperature for 4 h. After completion of the reaction, as shown by TLC, The crude reaction mixture was purified by column chromatography on silica gel (100–200 mesh) using 30-50% ethyl acetate/hexanes as the eluting system.

Yield: 153 mg (78%) as brown solid, Mp.: 168-169 °C, IR (KBr): ν_{\max}

3352, 1726, 1678, 1593, 1394, 1279, 1085 cm⁻¹. ¹H NMR (500 MHz, CDCl₃): δ 11.97 (br s, 1H), 7.54 (t, *J* = 7.5 Hz, 1H), 7.44 (t, *J* = 7.5 Hz, 1H), 7.26 (d, *J* = 7.5 Hz, 1H), 7.19-7.14 (m, 1H), 7.12-7.03 (m,



3H), 6.27 (s, 1H), 4.20-4.15 (m, 2H), 1.12-1.09 (m, 3H) ppm. ¹³C NMR (125 MHz, CDCl₃): δ 180.7, 179.6, 168.5, 154.0, 153.1, 140.4, 136.7, 136.3, 135.3, 131.1, 130.1, 129.9, 128.1, 127.0, 125.8, 123.6, 123.5, 116.7, 115.4, 100.0, 61.5, 13.9 ppm. HRMS (ES⁺): *m/z* calcd for [C₂₂H₁₇NO₆+Na]⁺: 414.0948, found: 414.0938.

