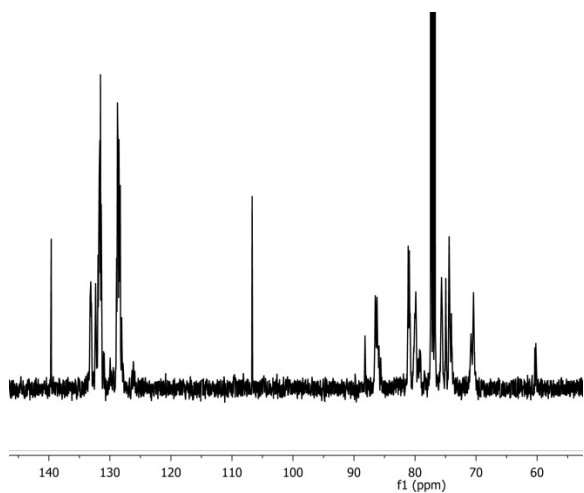
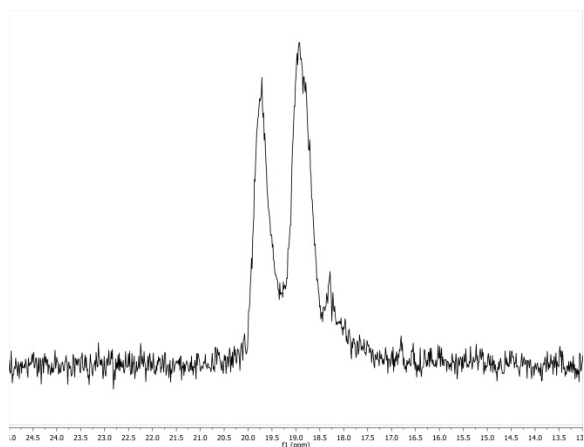


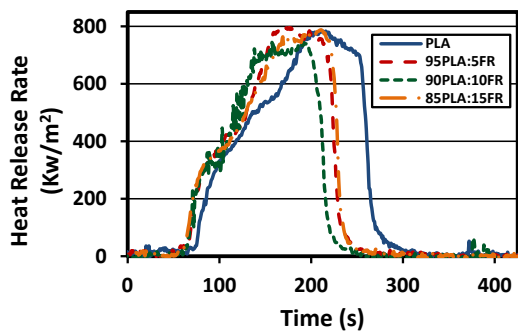
### Supplementary Information



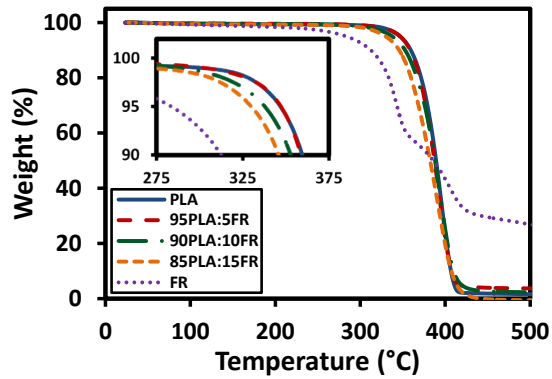
SI Figure 1.  $^{13}\text{C}$ -NMR (100 Hz) of isosorbide-based polyphosphonate.



SI Figure 2.  $^{31}\text{P}$ -NMR (163 Hz) of isosorbide-based polyphosphonate.



SI Figure 3. Heat release rate as a function of time by cone calorimetry for PLA and PLA:FR blends.



SI Figure 4. Thermogravimetric analysis of PLA, FR, and PLA:FR blends.

SI video 1. UL 94 test of 95PLA:5FR

SI video 2. UL 94 test of 90PLA:10FR

SI video 3. UL 94 test of 85PLA:15FR

FR Performance Videos:



PLA Film.MOV



5%FR\_95%PLA\_burn. 10%FR\_90%PLA\_burn.MOV



15%FR\_85%PLA\_burn.MOV