

Supplementary Information for

Effect of Bismuth Substitution on Crystal
Chemistry, Photocatalysis and Conductivity in
 $\text{Sr}_3\text{V}_2\text{O}_8$: A new Structural type in Palmierite Class

*Dipankar Saha, Prangya Parimita Sahoo, Giridhar Madras and Tayur N. Guru Row**

Solid State and Structural Chemistry Unit, Indian Institute of Science, Bangalore 560 012, India.

* Corresponding author: E-mail: ssctng@sscu.iisc.ernet.in Tel: +91-80-2292796 Fax: +91-80-3601310

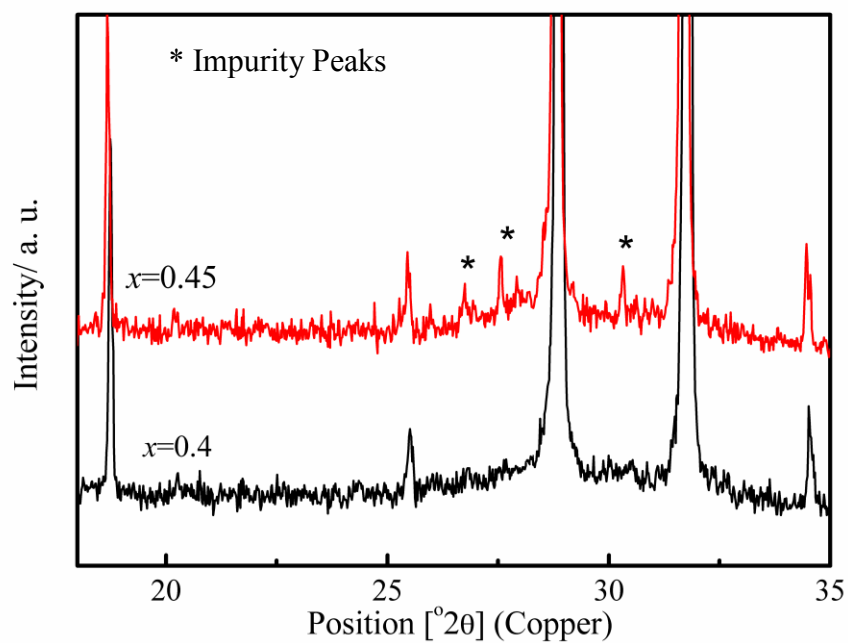


Fig. S1 Comparison of the powder pattern in limited 2θ region with the solid solution members $x=0.45$ and $x=0.4$ showing the presence of impurity peaks for composition $x=0.45$.

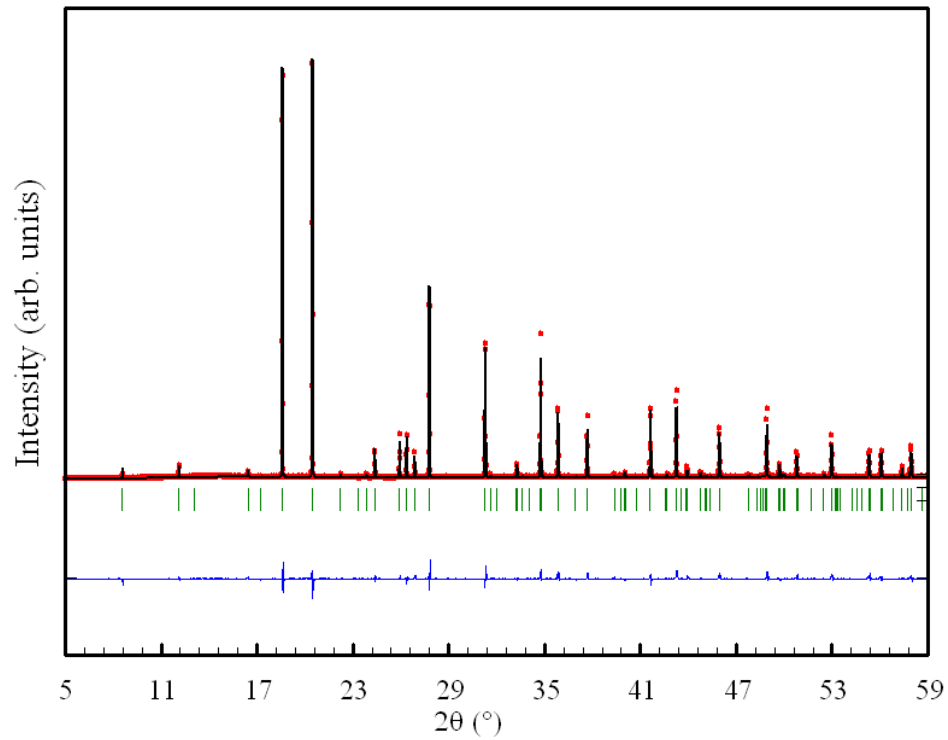


Fig. S2 Fitted Profile after Rietveld refinement of $\text{Sr}_{2.8}\text{Bi}_{0.13}\text{V}_2\text{O}_8$.




Fig. S3 (a) SEM micrograph of (b) Optical micrograph $\text{Sr}_{2.8}\text{Bi}_{0.13}\text{V}_2\text{O}_8$.

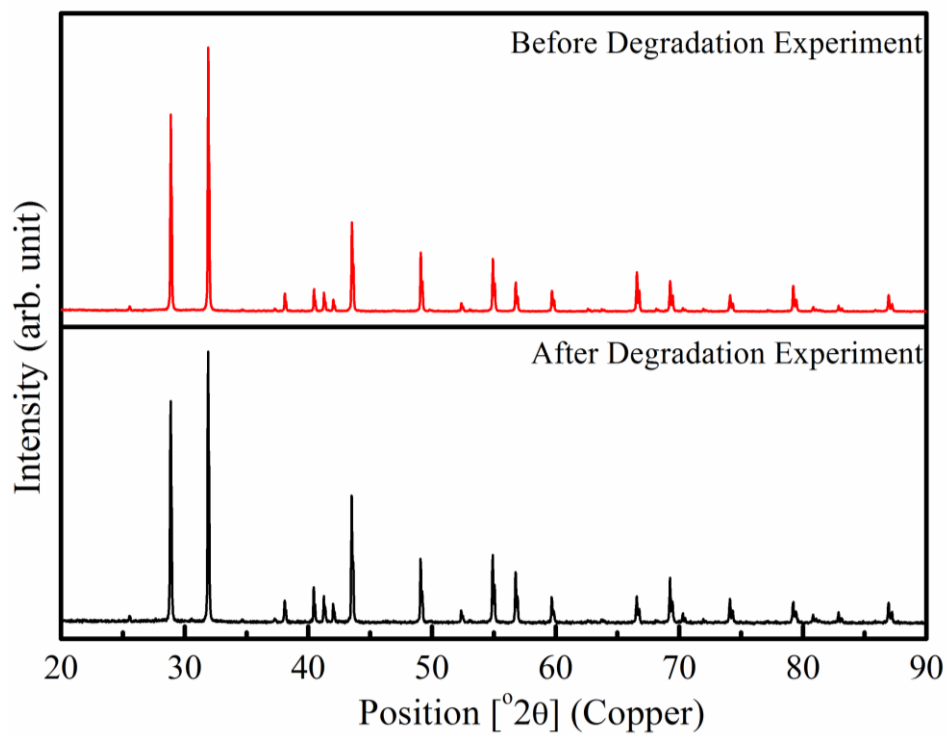


Fig. S4 Comparison of the PXRD pattern of the $\text{Sr}_3\text{V}_2\text{O}_8$ before and after degradation experiments.